

FLEXALIGHTING

smart
book
2024

FLEXA LIGHTING



- ▶ visual index
- ▶ alphabetical index
- ▶ about us
- ▶ contacts



FLUSH OPTIC DOWNLIGHTS



RECESSED OPTIC DOWNLIGHTS



TRIMLESS DOWNLIGHTS



ADJUSTABLE DOWNLIGHTS



STEPLIGHTS



TRIMLESS PROJECTORS



SEMI-RECESSED PROJECTORS



SURFACE PROJECTORS



TRIMLESS PENDANTS



SEMI-RECESSED PENDANTS



PENDANTS



LINEAR SYSTEMS



CEILING & WALL MOUNTED



IP RATED DOWNLIGHTS



UPLIGHTS & PATHLIGHTS



IP RATED PROJECTORS



BOLLARDS



DIM TO WARM & RGB

FLUSH OPTIC DOWNLIGHTS



SKY
0,75W IP44



SELENE
1-2W IP65



KOL
3-6W IP65



KOL EVO
6W IP44



FLEXUS 6
6W IP44



FLEXUS 10
10W IP44



FLEXUS 724
7W IP44



FLEXUS 20
20W IP44



LEAF 6
6W IP44



LEAF 10
10W IP44



WOLF
2W IP44



TAG
7W IP44



BELEM
7-14W IP65



HERO 2
1-2W IP44



HERO 6
6W IP44



HERO 10
10W IP44



HERO 20
20W IP44



JUNO 10
10W IP20



JUNO 20
20W IP20



LOREN 10
10W IP20



LOREN 20
20W IP20



KURT R10
10W IP44



KURT Q10
10W IP44



NAP 10
10W IP44



NAP 20
20W IP44

RECESSED OPTIC DOWNLIGHTS



BYE
0,75W IP44




BABA R2
1-2W IP44



BABA Q2
1-2W IP44



BABA R6
3-6W IP44



BABA R6 EVO
6W IP44



BABA Q6
3-6W IP44



BABA Q6 EVO
6W IP44



BABA R10
10W IP44



BABA R14
7-14W IP44



FRANNY 6
6W IP44



FRANNY 10
10W IP44



FRANNY 724
7W IP44



FRANNY 20
20W IP44



LEAF 6 UGR
6W IP44



LEAF 10 UGR
10W IP44



MACAIA
2W IP44



NEIL
7W IP44



CORE 2
1-2W IP44



CORE 6
6W IP44



CORE 10
10W IP44




CORE 20
20W IP44



BLACK 2
1-2W IP44



BLACK 6
6W IP44



BLACK 10
10W IP44

RECESSED OPTIC DOWNLIGHTS



HAP 110
10W IP40



HAP 120
2x10W IP40



HAP 130
3x10W IP40



HAP 140
4x10W IP40



JIMBO 2
1-2W IP40



JIMBO 10
10W IP40



ZED
1-2W IP44



TASK 2
1-2W IP44



TASK 10
10W IP44

TRIMLESS DOWNLIGHTS



ZERINO
0,75W IP44



ZERO R2
1-2W IP44



ZERO Q2
1-2W IP44



ZERO R6
3-6W IP44



ZERO R6 EVO
6W IP44



ZERO Q6
3-6W IP44



ZERO Q6 EVO
6W IP44



ZERO R10
10W IP44



ZERO R14
7-14W IP44



ZERO Q14
7-14W IP44



ZERO MOVE 2
1-2W IP44



ZERO MOVE 6
3-6W IP44



ZERO MOVE 6 EVO
6W IP44



DIDDI
1-2W IP44



NONE R2
1-2W IP44



NONE R10
10W IP44



NONE Q10
10W IP44



CHARLES
2W IP44



HOLE
7W IP44



ZOE 6
6W IP44



ZOE 10
10W IP44



ZOE 724
7W IP44



ZOE 20
20W IP44



MOON R2
1-2W IP44

TRIMLESS DOWNLIGHTS



MOON R6
6W IP44



MOON R10
10W IP44



MOON Q10
10W IP44



MOON QX120
2x10W IP44



MOON QX130
3x10W IP44



MOON R20
20W IP44



MOON Q20
20W IP44



SEXUS 6
6W IP44



SEXUS 10
10W IP44



SEXUS 724
7W IP44



SEXUS 6 UGR
6W IP44



SEXUS 10 UGR
10W IP44



SEXUS 724 UGR
7W IP44



TIO TRIMLESS
7W IP40



RAÛL 10 TRIMLESS
10W IP40



MILO 10
10W IP20




MILO X120
2x10W IP20



MILO X130
3x10 W IP20

ADJUSTABLE DOWNLIGHTS



ANDREW
0,75W IP44



DAHLIA
1-2W IP65



ADAN
3-6W IP65



ADAN EVO
6W IP44



JOEL 2
1-2W IP65



JOEL 6
3-6W IP65



JOEL 6 EVO
6W IP44



PLEXUS 6
6W IP44



PLEXUS 10
10W IP44



PLEXUS 724
7W IP44



PLEXUS 6 UGR
6W IP44



PLEXUS 10 UGR
10W IP44



PLEXUS 724 UGR
7W IP44



TIO
7W IP40



RAÛL 10
10W IP40



TIO UGR
7W IP40



RAÛL 10 UGR
10W IP40



MINE 6
6W IP20



MINE 10
10W IP20



MINE 20
20W IP20



LOLLO 10
10W IP20



LOLLO X120
2x10W IP20



LOLLO X130
3x10W IP20



LOLLO 20
20W IP20

ADJUSTABLE DOWNLIGHTS




LOLLO X220
2x20W IP20



LOLLO X230
3x20W IP20



MINILED A R10
3W IP20



MINILED A Q10
3W IP20



MINILED A QX120
2x3W IP20



MINILED A QX130
3x3W IP20



LEDA R10
10W IP20



LEDA Q10
10W IP20



LEDA QX120
2x10W IP20



LEDA QX130
3x10W IP20

STEPLIGHTS



SOREL
1-2W IP65



UMA
1W IP40



BIRDIE
1W IP40



BIRDIE TRIMLESS
1W IP40



BEAN
1W IP67



BANG
1-2W IP20



DAGO 2
1-2W IP40



DAGO 6
3-6W IP40



KIRSTEN
5W IP65



BRAD
5W IP65

TRIMLESS PROJECTORS



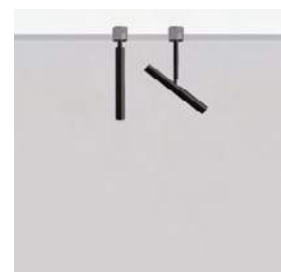
MINIJOS F2
2W IP20



MINIJOS F6
6W IP20



MINIJOS F10
10W IP20



JOS F2
2W IP20



JOS F6
6W IP20




JOS F10
10W IP20



LAD F6
6W IP20



LAD F10
10W IP20



LAD F10 WW
10W IP20

SEMI-RECESSED PROJECTORS



MINIJOS R2
2W IP20



MINIJOS R6
6W IP20



MINIJOS R10
10W IP20



JOS R2
2W IP20



JOS R6
6W IP20



JOS R10
10W IP20



LAD R6
6W IP20



LAD R10
10W IP20



LAD R10 WW
10W IP20

SURFACE PROJECTORS



MINIJOS S2
2W IP20



MINIJOS S6
6W IP20



MINIJOS S10
10W IP20



JOS S2
2W IP20



JOS S6
6W IP20



JOS S10
10W IP20



LAD S6
6W IP20



LAD S10
10W IP20



LAD S10 WW
10W IP20



BULL 10 BASE
10W IP20



BULL 20 BASE
20W IP20



BULL 40 BASE
40W IP20



BULL 10 LAY
10W IP20



BULL 20 LAY
20W IP20



BULL 40 LAY
40W IP20



MINISASHA 110D
3W IP20



MINISASHA 130D
3x3W IP20



MINISASHA 110U
3W IP20



MINISASHA 130U
3x3W IP20



SASHA 110D
8W IP20



SASHA 120D
2x8W IP20



SASHA 130D
3x8W IP20



SASHA 150D
5x8W IP20



SASHA 110U
8W IP20

SURFACE PROJECTORS



SASHA 120U
2x8W IP20



SASHA 130U
3x8W IP20



SASHA 150U
5x8W IP20



SWAN 10
10W IP20



SWAN X120
2x10W IP20



SWAN X130
3x10W IP20



TULIP
10W IP20



CRIS
3-6W IP20



PUFF
2W IP20

TRIMLESS PENDANTS



GAGARIN PT2
2W IP20



GAGARIN PT6
6W IP20



GAGARIN PT10
10W IP20



JOS PT2
2W IP20



JOS PT6
6W IP20



JOS PT10
10W IP20

SEMI-RECESSED PENDANTS



GAGARIN PR2
2W IP20



GAGARIN PR6
6W IP20



GAGARIN PR10
10W IP20



JOS PR2
2W IP20



JOS PR6
6W IP20



JOS PR10
10W IP20

PENDANTS



GAGARIN PS2
2W IP20



GAGARIN PS6
6W IP20



GAGARIN PS10
10W IP20



JOS PS2
2W IP20



JOS PS6
6W IP20



JOS PS10
10W IP20

LINEAR SYSTEMS



230VAC TRACK



BULL 10
10W IP20



BULL 20
20W IP20



BULL 40
40W IP20



**BULL 10
PRECISION**
10W IP20



**BULL 20
PRECISION**
20W IP20



BULL 10 FOCUS
10W IP20



BULL 20 FOCUS
20W IP20



ABRAHM 1020
10-20W IP20



ABRAHM 3040
30-40W IP20

LINEAR SYSTEMS



24VDC TRACK



24VDC TRIMLESS TRACK



MINIJOS T2
2W IP20



MINIJOS T6
6W IP20



MINIJOS T10
10W IP20



JOS T2
2W IP20



JOS T6
6W IP20



JOS T10
10W IP20



LAD T6
6W IP20



LAD T10
10W IP20




LAD T10 WW
10W IP20




ESME PRECISION T10
10W IP20



ESME PRECISION T20
20W IP20



ESME PERFORMANCE T10
10W IP20



ESME PERFORMANCE T20
20W IP20



JOS T2P
2W IP20



JOS T6P
6W IP20



JOS T10P
10W IP20



GAGARIN T2
2W IP20



GAGARIN T6
6W IP20



GAGARIN T10
10W IP20

LINEAR SYSTEMS



MAGGY 36



LEONARD 36
5W IP20



DAVID 36
10W IP20



PRINCE 36
10W IP20



BEN 36
15W IP20



MAGGY 72



LEONARD 72
10W IP20



DAVID 72
20W IP20



PRINCE 72
20W IP20



BEN 72
30W IP20



OCTO CEILING



OCTO PENDANT



JOS X2
2W IP20



JOS X6
6W IP20



JOS X10
10W IP20



LAD X6
6W IP20



LAD X10
10W IP20



LAD X10 WW
10W IP20



LEV X7
7W IP20



LEV X14
14W IP20

CEILING AND WALL MOUNTED LUMINAIRES



TUBE 6
6W IP40 IP44



CYL 10
10W IP20



KOINE 2
1-2W IP40 IP44



KOINE 6
3-6W IP40 IP44




KOINE 10
10W IP40 IP44



ARIK 2
1-2W IP40 IP44



ARIK 6
3-6W IP40 IP44



ARIK 10
10W IP40 IP44



ELF 2
1-2W IP65



ELF 6
3-6W IP65



ELF 10
10W IP65



ELF 724
7W IP65



ART
7W IP65



SASABUNE
10W IP65



LEV S7
7W IP20



LEV S14
14W IP20



KELLER S
7W IP65



KELLER D
2x7W IP65




MARUPE 12
6-12W IP40 IP44



GAGA
20W IP40



HULA
6W IP65



CADMO 6
6-12W IP65

IP RATED DOWNLIGHTS



PUCK
1W IP67



TYTUS
1W IP67



TYZAN
1W IP67



HANS
1W IP67



LOTUS 2
1-2W IP67



LOTUS 6
3-6W IP67



LOTUS 6 EVO
6W IP67



BABUS 2
1-2W IP67



BABUS 6
3-6W IP67



BABUS 6 EVO
6W IP67



ZERUS 2
1-2W IP67



ZERUS 6
3-6W IP67



ZERUS 6 EVO
6W IP67




FLY 6
6W IP67



FLY 10
10W IP67



FLY 724
7W IP67



ALPHA 2
1-2W IP67



ALPHA 10
10W IP67



BETA 2
1-2W IP67



MAE 2
1-2W IP67



GREG
2W IP67



JUPITER
7W IP67



VENUS
7W IP67



ERIS
7W IP67

IP RATED DOWNLIGHTS



WOTAN 5
5W IP67



WOTAN 10
10W IP67



WOTAN 20
20W IP67



BATAN 5
5W IP67



BATAN 10
10W IP67



ZETAN 5
5W IP67



ZETAN 10
10W IP67



SLOT 2
1-2W IP67



SLOT 6
3-6W IP67



SLOT 6 EVO
6W IP67



SLOT 724
7W IP67



SLOT 10
10W IP67



TYRONE 2
1-2W IP67



TYRONE 6
3-6W IP67



TYRONE 6 EVO
6W IP67



TYRONE 724
7W IP67



TYRONE10
10W IP67

UPLIGHTS AND PATHLIGHTS



TYLA
1W IP67



LANDA
1W IP67



LANDA 2
2W IP67



FATBOY 2
1-2 W IP67



FRONK
2W IP67



FROG
2W IP67



TERA 2
1-2W IP67



TERA 6
3-6W IP67



TERA 6 EVO
6W IP67



TERA 7
7W IP67



TERA 524
6W IP67



DIG 6
6W IP67



DIG 10
10W IP67



DIG 724
7W IP67



GLASS 2
1-2W IP67



GLASS 6
3-6W IP67



GLASS 524
6W IP67



GLASS 724
7W IP67



JAN 2
1-2W IP67



JAN 10
10W IP67



BREE
7W IP67



DESERT 5
5W IP67



DESERT 10
10W IP67



DESERT 20
20W IP67

UPLIGHTS AND PATHLIGHTS



JENA 2
1-2W IP67



JENA 6
3-6W IP67



NEXUS 6
6W IP67



NEXUS 10
10W IP67



MAL 10
10W IP67



MAL 20
20W IP67



BUNGA
1-2W IP67



MINIAIR
1-2W IP67



AIR 6
3-6W IP67



KING
3-6W IP67

IP RATED PROJECTORS



YAGA
1-2W IP65



CASSIUS
2W IP65



MAHALO
7W IP65



MAUNA 6
6W IP65



MAUNA 724
7W IP65



OLU 2
1-2W IP65



OLU 6
3-6W IP65



BRUTUS 10
10W IP65

IP RATED PROJECTORS



BRUTUS 20
20W IP65



ALOHA 2
1-2W IP65



ALOHA 6
3-6W IP65



ALOHA 14
7-14W IP65



ALOHA 524
6W IP65



ZOOM
1-2W IP65




ZOOM 10
10W IP65



CLIO 10
10W IP65



CLIO 20
20W IP65



POLE



OLU 6 POLE
3-6W IP65




MAHALO POLE
7W IP65

BOLLARDS



ELLE 2
1-2W IP65



ELLE 6
3-6W IP65



SIGN
5W IP65



DIDO
8,2W IP65



DUSK
8,2W IP65

DIM TO WARM



FLEXUS DTW
8W IP44



FRANNY DTW
8W IP44



ZOE DTW
8W IP44



SEXUS UGR DTW
8W IP44



PLEXUS UGR DTW
8W IP44



MINIJOS R DTW
8W IP20



JOS R DTW
8W IP20



LAD R DTW
8W IP20



MINIJOS S DTW
8W IP20



JOS S DTW
8W IP20



LAD S DTW
8W IP20

RGB COLOR CHANGING SYSTEM



COLOR
3x1W IP65



SINTRA
3x1W IP65



ZERO R RGB
3x1W IP44



ZERO Q RGB
3x1W IP44



DAGO RGB
3x1W IP40



ARIK RGB
3x1W IP44



KOINE RGB
3x1W IP44



MARUPE RGB
3x1W IP44



CADMO RGB
3x1W IP65



TERA RGB
3x1W IP67



JENA RGB
3x1W IP67



AIR RGB
3x1W IP67




ALOHA RGB
3x1W IP65



ELLE RGB
3x1W IP65

POWER SUPPLIES, CONTROL SYSTEMS & SPECIAL ACCESSORIES



DRIVERS



**CONNECTION
SYSTEMS**



**RECESSING BOXES
FOR CONCRETE
CONSTRUCTIONS**

- ▶ Abrahm
- ▶ Adan
- ▶ Air
- ▶ Air RGB
- ▶ Aloha
- ▶ Aloha RGB
- ▶ Alpha
- ▶ Andrew
- ▶ Arik
- ▶ Arik RGB
- ▶ Art
- ▶ Baba
- ▶ Babus
- ▶ Bang
- ▶ Batan
- ▶ Bean
- ▶ Belem
- ▶ Beta
- ▶ Birdie
- ▶ Birdie Trimless
- ▶ Black
- ▶ Brad
- ▶ Bree
- ▶ Brutus
- ▶ Bull
- ▶ Bull Base
- ▶ Bull Focus
- ▶ Bull Lay
- ▶ Bull Precision
- ▶ Bunga
- ▶ Bye
- ▶ Cadmo
- ▶ Cadmo RGB
- ▶ Cassius
- ▶ Charles
- ▶ Clio
- ▶ Connection systems
- ▶ Color
- ▶ Core
- ▶ Cris
- ▶ Cyl 10
- ▶ Dago
- ▶ Dago RGB
- ▶ Dahlia
- ▶ Desert
- ▶ Diddi
- ▶ Dido
- ▶ Dig
- ▶ Dusk
- ▶ Drivers
- ▶ Elf
- ▶ Elle
- ▶ Elle RGB
- ▶ Eris
- ▶ Esme
- ▶ Fatboy
- ▶ Flexus
- ▶ Flexus DTW
- ▶ Fly
- ▶ Franny
- ▶ Franny DTW
- ▶ Frog
- ▶ Fronk
- ▶ Gaga
- ▶ Gagarin PR
- ▶ Gagarin PS
- ▶ Gagarin PT
- ▶ Gagarin T
- ▶ Glass
- ▶ Greg
- ▶ Hans
- ▶ Hap
- ▶ Hero
- ▶ Hole
- ▶ Hula
- ▶ Jan
- ▶ Jena
- ▶ Jena RGB
- ▶ Jimbo
- ▶ Joel
- ▶ Jos F
- ▶ Jos PR
- ▶ Jos PS
- ▶ Jos PT
- ▶ Jos R
- ▶ Jos R DTW
- ▶ Jos S
- ▶ Jos S DTW
- ▶ Jos T
- ▶ Jos TP
- ▶ Jos X
- ▶ Juno
- ▶ Jupiter
- ▶ Keller
- ▶ King
- ▶ Kirsten
- ▶ Koine
- ▶ Koine RGB
- ▶ Kol
- ▶ Kurt
- ▶ Lad F
- ▶ Lad R
- ▶ Lad R DTW
- ▶ Lad S
- ▶ Lad S DTW
- ▶ Lad T
- ▶ Lad X
- ▶ Landa
- ▶ Leaf
- ▶ Leaf UGR
- ▶ Leda
- ▶ Lev S
- ▶ Lev X
- ▶ Lollo
- ▶ Loren
- ▶ Lotus
- ▶ Macaia
- ▶ Mae
- ▶ Maggy 36
- ▶ Maggy 72
- ▶ Mahalo
- ▶ Mal
- ▶ Marupe
- ▶ Marupe RGB
- ▶ Mauna
- ▶ Milo

- ▶ Mine
- ▶ Miniair
- ▶ Minijos F
- ▶ Minijos R
- ▶ Minijos R DTW
- ▶ Minijos S
- ▶ Minijos S DTW
- ▶ Minijos T
- ▶ Minileda
- ▶ Minisasha
- ▶ Moon
- ▶ Nap
- ▶ Neil
- ▶ Nexus
- ▶ None
- ▶ Octo Ceiling
- ▶ Octo Pendant
- ▶ Olu
- ▶ Plexus
- ▶ Plexus UGR
- ▶ Plexus UGR DTW
- ▶ Pole
- ▶ Puck
- ▶ Puff
- ▶ Raül
- ▶ Raül Trimless
- ▶ Raül UGR
- ▶ Recessing Boxes
- ▶ Sasabune
- ▶ Sasha
- ▶ Selene
- ▶ Sexus
- ▶ Sexus UGR
- ▶ Sexus UGR DTW
- ▶ Sintra
- ▶ Sign
- ▶ Slot
- ▶ Sky
- ▶ Sorel
- ▶ Swan
- ▶ Tag
- ▶ Task
- ▶ Tera
- ▶ Tera RGB
- ▶ Tio
- ▶ Tio Trimless
- ▶ Tio UGR
- ▶ Tube
- ▶ Tulip
- ▶ Tyla
- ▶ Tyrone
- ▶ Tytus
- ▶ Tyzan
- ▶ Uma
- ▶ Venus
- ▶ Wolf
- ▶ Wotan
- ▶ Yaga
- ▶ Zed
- ▶ Zerino
- ▶ Zero
- ▶ Zero Move
- ▶ Zero RGB
- ▶ Zerus
- ▶ Zetan
- ▶ Zoe
- ▶ Zoe DTW
- ▶ Zoom
- ▶ 230VAC Track
- ▶ 24VDC Track



Our value

People whose commitment and dedication can bring an innovative manufacturing project to fruition: this is our most genuine asset. Founded in 2010 by Roberto Mantovani, a designer with experience in product and lighting design, Flexalighting has grown over time, enriched by staff who are attentive, intelligent and open to new challenges. Our resources have enabled us to develop a wide range of LED lighting devices for interiors and exteriors, all entirely Made in Italy, for applications ranging from residential to retail, hospitality and service areas. Products in which meticulous attention to reliability and optical and structural quality is translated into high-level lighting solutions that can innovate the world of professional lighting.

Il nostro valore

Persone che con l'impegno e la dedizione danno concretezza ad un progetto industriale innovativo: questa è la nostra sostanza più autentica. Fondata nel 2010 da Roberto Mantovani, designer con esperienze nel mondo del design di prodotto e del lighting design, Flexalighting è cresciuta negli anni arricchendosi di un personale attento, intelligente, sensibile alle sfide. Grazie alle nostre risorse abbiamo sviluppato un'ampia gamma di apparecchi di illuminazione a LED per interni ed esterni, completamente made in Italy, per applicazioni che spaziano dal residenziale al retail, hospitality, spazi terziari. Prodotti nei quali una grande attenzione alla qualità ottica e costruttiva ed all'affidabilità si traduce in soluzioni di luce di alto livello, capaci di innovare il mondo dell'illuminazione professionale.

Notre valeur

Des personnes qui, grâce à leur engagement et leur dévouement ont su concrétiser un projet industriel novateur: c'est cela qui constitue notre substance la plus authentique. La Société Flexalighting, fondée en 2010 par Roberto Mantovani, designer de grande expérience dans le monde du design de produit et du lighting design, a grandi au cours des années et s'est enrichie d'un personnel consciencieux, capable et sensible aux défis. Notre patrimoine humain nous a permis de développer une vaste gamme d'appareils d'éclairage à LED d'intérieurs et d'extérieurs, totalement made in Italy, avec des applications allant du résidentiel au retail, à l'hospitality, aux espaces tertiaires. Produits auxquels on a consacré une grande attention quant à la qualité optique et de construction mais aussi à l'efficacité, ce qui traduit dans des solutions de lumière de haut niveau, capables d'innover le monde de l'éclairage professionnel.

Unser Wert

Personen, die mit Engagement und Hingabe ein innovatives Industrieprojekt konkretisieren: dies ist unsere authentische Substanz. Im Jahr 2010 von Roberto Mantovani gegründet, einem Designer mit Erfahrung in Produktdesign und Lighting Design, ist Flexalighting in den Jahren gewachsen und wird bereichert durch ein aufmerksames, intelligentes Personal, das den Herausforderungen gerecht wird. Dank unseres menschlichen Erbes haben wir eine breite Palette an LED-Leuchten für Innen- und Außenbereiche entwickelt, komplett Made in Italy, für Anwendungen, die von Wohnungen bis Retail, Hospitality und dem Dienstleistungsbereich reichen. Produkte, bei denen sich eine große Aufmerksamkeit auf die optische und bauliche Qualität sowie auf die Zuverlässigkeit, in Licht-Lösungen mit hohem Niveau umsetzen, die die Welt der professionellen Beleuchtung erneuern können.

Nuestro valor

Personas que con empeño y dedicación concretan un proyecto industrial innovador: esta es nuestra mejor y más auténtica idea. Fundada en 2010 por Roberto Mantovani, diseñador con experiencia en el mundo del diseño de productos y del diseño de iluminación, Flexalighting ha crecido con el paso de los años enriqueciéndose con un personal atento, inteligente, sensible con los desafíos. Gracias a nuestro patrimonio humano hemos desarrollado una gama amplia de aparatos de iluminación con LED para interiores y exteriores, completamente realizados en Italia, para aplicaciones que van de las zonas residenciales a los minoristas, espacios terciarios y sector hospitalario. Productos en los cuales una gran atención a la calidad óptica y constructiva y a la fiabilidad se traduce en soluciones de luz de alto nivel, capaces de innovar el mundo de la iluminación profesional.



Minimize dimensions, maximise performance

Flexalighting arose from LED technology, and the aim is to fully exploit its most important and exclusive properties: efficiency, durability, but above all, dimensions. One of the most obvious things about a LED: it's tiny. And this has opened up new possibilities for product research: we want to build light into architecture, we want to reduce the compositional impact of lighting devices. When all is said and done, we want to offer light in its purest form.

Optical and manufacturing quality

Optical quality and manufacturing quality combine in high-level products: from scrupulous control of metal alloys and processing, to the selection of materials not subject to deterioration, to the use of the latest generation thermal interfaces, reliable, high-performance LEDs and optical trains of utmost optical quality: the technological mastery allows Flexalighting to manufacture products of the highest quality level.

Minimizzare le dimensioni, massimizzare le prestazioni

Flexalighting è nata intorno alla tecnologia LED, per sfruttarne appieno le proprietà più importanti ed esclusive: efficienza, durata, ma soprattutto dimensioni. Una delle peculiarità più evidenti del LED: è piccolo. E questo ha aperto nuove prospettive alla ricerca di prodotto: vogliamo integrare luce ed architettura, vogliamo ridurre l'impatto compositivo degli apparecchi di illuminazione. In fin dei conti, vogliamo offrire la luce nella sua purezza.

Qualità ottica e costruttiva

Qualità ottica e qualità costruttiva si combinano in prodotti di alto livello: dal controllo scrupoloso delle leghe metalliche e delle lavorazioni, alla scelta di materiali non soggetti a decadimento, all'impiego di interfacce termiche di ultima generazione, all'impiego di LED affidabili e performanti e di treni ottici della massima qualità ottica: la padronanza tecnologica permette a Flexalighting di produrre apparecchi del più elevato livello qualitativo.

Minimiser les dimensions, maximiser les prestations

Flexalighting a été créée autour de la technologie LED afin d'exploiter pleinement ses propriétés les plus importantes et exclusives: efficacité, durée, mais surtout dimensions. Une des plus grandes particularités du LED: c'est qu'il est petit. Et cela a ouvert de nouvelles perspectives en termes de recherche de produit: nous souhaitons intégrer la lumière et l'architecture, nous souhaitons réduire l'impact de composition des appareils d'éclairage. Pour tout dire, nous souhaitons offrir la lumière dans toute sa pureté.

Qualité optique et qualité constructive

Qualité optique et qualité constructive se combinent en produits de haut niveau: du contrôle scrupuleux des alliages métalliques et des usinages, au choix de matériaux non sujets à dégradation, en passant par l'emploi d'interfaces thermiques de dernière génération, à l'emploi de LED fiables et performants et de trains optiques de la qualité optique maximale: la maîtrise technologique permet à Flexalighting de produire des appareils du meilleur niveau qualitatif.

Minimierung der Abmessungen, Maximierung der Leistungen

Flexalighting ist rund um die LED-Technologie entstanden, um voll und ganz von deren wichtigsten und exklusivsten Vorteilen zu profitieren: Effizienz, Haltbarkeit, aber vor allem Abmessungen. Eine der bemerkenswertesten Eigenschaften des LED: es ist klein. Und dies hat der Produktforschung neue Perspektiven eröffnet: wir möchten Licht und Architektur integrieren, wir möchten die Auswirkung der Zusammensetzung der Leuchten reduzieren. Schließlich möchten wir das Licht in seiner Reinheit anbieten.

Optische Qualität und konstruktive Qualität

Optische Qualität und konstruktive Qualität sind in hochqualitativen Produkten kombiniert: die gewissenhafte Kontrolle von Metalllegierungen und Verarbeitungen, die Auswahl von Materialien, die keinem Verfall unterliegen, die Verwendung der neuesten Generation von thermischen Schnittstellen, die Verwendung zuverlässiger und funktionstüchtiger LED und optische Züge mit maximaler optischer Qualität: Technologische Kompetenz ermöglicht es Flexalighting Geräte von höchster Qualität zu produzieren.

Minimizar las dimensiones, maximizar las prestaciones

Flexalighting surgió en torno a la tecnología LED, para aprovechar completamente las propiedades más importantes y exclusivas: eficiencia, duración, pero, sobre todo, dimensiones. Una de las peculiaridades más evidentes del LED: es pequeño. Esto ha abierto nuevas perspectivas en la investigación del producto: queremos integrar la luz y la arquitectura, queremos reducir el impacto compositivo de los aparatos de iluminación. En resumen, queremos ofrecer la luz con toda su pureza.

Calidad óptica y calidad constructiva

Calidad óptica y calidad constructiva se combinan en productos de alto nivel: desde el control escrupuloso de las aleaciones metálicas y de los procesos, pasando por la selección de materiales no sujetos a corrosión, la utilización de interfaces térmicas de última generación, hasta llegar al empleo de LEDs fiables y eficientes y de trenes ópticos de la máxima calidad óptica: la maestría tecnológica permite a Flexalighting fabricar aparatos del más alto nivel cualitativo.



**Flexalighting North America:
designed in Italy and built
in Canada for the North
American market**

To offer a fast, effective service that responds to the specific needs of the North American market, Flexalighting opened a production plant in the area of Vancouver, BC, Canada in 2017, where catalogue products are produced in compliance with ETL certifications. In continuous contact with the Italian parent company, Flexalighting North America develops a wide range of products able to meet Canadian and US installation standards, offering maximum technical and commercial assistance to customers.

**Flexalighting North America:
disegnato in Italia e costruito
in Canada per il mercato
nordamericano**

Per offrire un servizio rapido, efficace ed in grado di rispondere alle esigenze specifiche del mercato nordamericano, Flexalighting ha aperto, nel 2017, uno stabilimento di produzione nell'area di Vancouver, BC, Canada, nel quale vengono realizzati i prodotti del catalogo nel rispetto delle certificazioni ETL. In continuo contatto con la casa madre italiana, Flexalighting North America sviluppa un'ampia offerta in grado di rispondere agli standard di installazione canadesi e statunitensi, offrendo la massima assistenza tecnica e commerciale alla clientela.

**Flexalighting North America:
dessiné en Italie et fabriqué
au Canada pour le marché
nord-américain**

Afin d'offrir un service rapide, efficace et capable de répondre aux exigences spécifiques du marché nord-américain, Flexalighting a ouvert, en 2017, une usine de production dans la zone de Vancouver, BC, Canada, où sont réalisés les produits du catalogue dans le respect des certifications ETL. Constamment en contact avec la maison mère italienne, Flexalighting North America développe une vaste proposition capable de répondre aux standards d'installation canadiens et américains et d'offrir la meilleure assistance technique et commerciale à la clientèle.

**Flexalighting Nordamerika:
in Italien entwickelt und in
Kanada gebaut deckt sie den
nordamerikanischen Markt**

Ab um schnell, effektiv und in der Lage zu sein, auf die spezifischen Bedürfnisse des nordamerikanischen Marktes einzugehen, eröffnete Flexalighting 2017 eine Produktionsstätte im Raum Vancouver, BC, Kanada, wo die im Katalog aufgeführten Produkte nach ETL-Zertifizierungen hergestellt werden. Flexalighting North America ist in ständigem Kontakt mit der italienischen Muttergesellschaft und entwickelt eine breite Palette von Produkten, die den kanadischen und amerikanischen Installationsstandards entsprechen und den Kunden maximale technische und kommerzielle Unterstützung bieten.

**Flexalighting North America:
diseñado en Italia y fabricado
en Canadá para el mercado
norteamericano**

Con el fin de ofrecer un servicio rápido, eficaz y capaz de responder a las necesidades específicas del mercado norteamericano, Flexalighting inauguró, en 2017, una planta de producción en la zona de Vancouver, BC, Canadá, donde se fabrican los productos del catálogo de acuerdo con las certificaciones ETL. En contacto permanente con la casa matriz italiana, Flexalighting North America desarrolla una amplia gama de productos capaces de satisfacer las normas de instalación canadienses y norteamericanas, ofreciendo máxima asistencia técnica y comercial a los clientes.

SKY

design: Roberto Mantovani



[DATASHEET](#)

[INSTALLATION MANUAL](#)

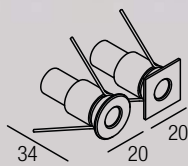
[CERTIFICATIONS](#)

[LDT-IES](#) [DRAWINGS](#)



Flush optic downlight

0,75W · 250mA (V_i 2,9V) · Series wiring - Cablaggio in serie
CRI85 · 2-Step MacAdam



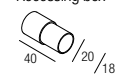
250mA	F701 - 20°	F702 - 40°
2700K	71 lm	
3000K	75 lm	
4200K	86 lm	
6000K	91 lm	

Code Construction - Costruzione del codice

SK X X X X							
0	1	2	3	6	7	8	
2700K	3000K	4200K	6000K	Blue Blu	Green Verde	Red Rosso	
1	2						
20°	40°						
1	2	3	4	5	6	7	
White Bianco	Aluminium Alluminio	Chrome Cromo	Gold Oro	Black Nero	Bronze Bronzo	Titanium Titanio	
1	2						
Round Tondo	Square Quadrato						

Accessories - Accessori

CS1008
Recessing box - Controcassa



Drivers - Alimentatori 250mA

on/off
AL1025 (1..12) IP20 ⌀ 40 mm
dimmmable
AL4030 (1..16) IP20 0/1..10V ⌀ 55 mm
ALD425 (1..13) IP20 DALI 2 PUSH ⌀ 36 mm
AL4031 (6..12) IP20 DALI 2 ⌀ 55 mm
AL4032 (9..15) IP20 IGBT-TRIAC ⌀ 55 mm

SELENE

design: Roberto Mantovani



[DATASHEET](#)

[INSTALLATION MANUAL](#)

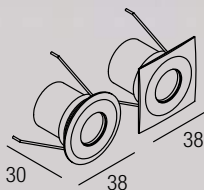
[CERTIFICATIONS](#)

[LDT-IES](#) [DRAWINGS](#)



Flush optic downlight

1-2W · 350-500mA (V_i 2,9V) · Series wiring - Cablaggio in serie
CRI85 · 2-Step MacAdam



350mA	500mA	F001 - 10°	F002 - 25°	F003 - 60°
2700K	89 lm	126 lm		
3000K	93 lm	133 lm		
4200K	103 lm	154 lm		
6000K	114 lm	165 lm		

Code Construction - Costruzione del codice

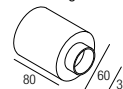
SP X X X X								
0	1	2	3	6	7	8		
2700K	3000K	4200K	6000K	Blue Blu	Green Verde	Red Rosso		
0	1	2						
10°	25°	60°						
1	2	3	4	5	6	7	9	
White Bianco	Aluminium Alluminio	Chrome Cromo	Gold Oro	Black Nero	Bronze Bronzo	Titanium Titanio	INOX Steel AISI 316L	
1	2							
Round Tondo	Square Quadrato							

Accessories - Accessori

CS1001
Recessing box - Controcassa



CS1006
Recessing box - Controcassa



AL7022
24VDC/500mA constant current converter
Convertitore 24VDC/500mA corrente costante

Drivers - Alimentatori 350mA

on/off
AL1034 (1..11) IP20 ⌀ 30 mm
AL1035 (1..11) IP20 ⌀ 40 mm
AL1037 (1..16) IP20 S.P. ⌀ 55 mm
AL9011 (1..12) IP67 ⌀ 44 mm
dimmmable
AL4000 (1..12) IP20 PUSH 0/1..10V ⌀ 72 mm
ALD435 (1..11) IP20 DALI 2 PUSH ⌀ 36 mm
AL4051 (2..14) IP20 DALI 2 ⌀ 72 mm
AL4053 (1..14) IP20 PUSH IGBT-TRIAC ⌀ 56 mm
AL6035 (2..8) IP67 DALI 2 ⌀ 44 mm
AL8035 (4..16) IP67 DALI 2 ⌀ 48 mm

Drivers - Alimentatori 500mA

on/off
AL1074 (1..7) IP20 ⌀ 30 mm
AL1077 (1..6) IP20 ⌀ 40 mm
AL1084 (1..11) IP20 S.P. ⌀ 55 mm
AL9051 (1..11) IP67 ⌀ 44 mm
dimmmable
AL4010 (1..12) IP20 PUSH 0/1..10V ⌀ 72 mm
ALD450 (1..7) IP20 DALI 2 PUSH ⌀ 36 mm
AL4151 (2..14) IP20 DALI 2 ⌀ 72 mm
AL4153 (1..14) IP20 PUSH IGBT-TRIAC ⌀ 56 mm
AL6050 (2..6) IP67 DALI 2 ⌀ 44 mm
AL8050 (4..16) IP67 DALI 2 ⌀ 48 mm



KOL

design: Roberto Mantovani



[DATASHEET](#)

[INSTALLATION MANUAL](#)

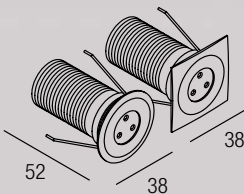
[CERTIFICATIONS](#)

[LDT-IES](#)

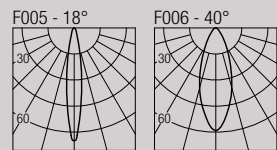
[DRAWINGS](#)

Flush optic downlight

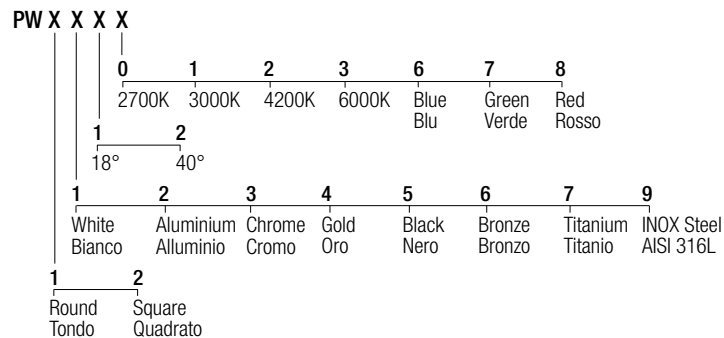
3-6W · 350-500mA (V, 8,7V) · Series wiring - Cablaggio in serie
CRI85 · 2-Step MacAdam



	350mA	500mA
2700K	267 lm	384 lm
3000K	279 lm	400 lm
4200K	309 lm	462 lm
6000K	342 lm	495 lm

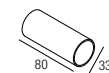


Code Construction - Costruzione del codice

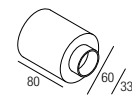


Accessories - Accessori

CS1002
Recessing box - Controcassa



CS1006
Recessing box - Controcassa



LPW01
Low luminance louver
Filtro antiabbagliamento



SPW01
Milky screen - Schermo opale



AL7022
24VDC/500mA constant current converter
Convertitore 24VDC/500mA corrente costante

Note - Nota
The filter and the screen must be ordered together with the lighting fixture - Il filtro e lo schermo devono essere ordinati congiuntamente all'apparecchio.

Drivers - Alimentatori 350mA

on/off
AL1034 (1..3) IP20 \varnothing 30 mm
AL1035 (1..3) IP20 \varnothing 40 mm
AL1037 (1..5) IP20 S.P. \varnothing 55 mm
AL9011 (1..4) IP67 \varnothing 44 mm

dimmable
AL4000 (1..4) IP20 PUSH 0/1..10V \varnothing 72 mm
ALD435 (1..3) IP20 DALI 2 PUSH \varnothing 36 mm
AL4051 (1..4) IP20 DALI 2 \varnothing 72 mm
AL4053 (1..4) IP20 PUSH IGBT-TRIAC \varnothing 56 mm
AL6035 (1..3) IP67 DALI 2 \varnothing 44 mm
AL8035 (2..4) IP67 DALI 2 \varnothing 48 mm

Drivers - Alimentatori 500mA

on/off
AL1074 (1..2) IP20 \varnothing 30 mm
AL1077 (1..2) IP20 \varnothing 40 mm
AL1084 (1..3) IP20 S.P. \varnothing 55 mm
AL9051 (1..3) IP67 \varnothing 44 mm

dimmable
AL4010 (1..4) IP20 PUSH 0/1..10V \varnothing 72 mm
ALD450 (1..2) IP20 DALI 2 PUSH \varnothing 36 mm
AL4151 (1..4) IP20 DALI 2 \varnothing 72 mm
AL4153 (1..4) IP20 PUSH IGBT-TRIAC \varnothing 56 mm
AL6050 (1..2) IP67 DALI 2 \varnothing 44 mm
AL8050 (2..4) IP67 DALI 2 \varnothing 48 mm

KOL EVO

design: Roberto Mantovani



[DATASHEET](#)

[INSTALLATION MANUAL](#)

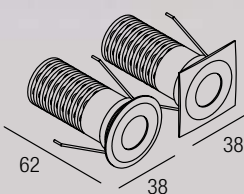
[CERTIFICATIONS](#)

[LDT-IES](#)

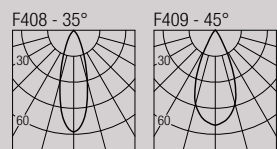
[DRAWINGS](#)

Flush optic downlight

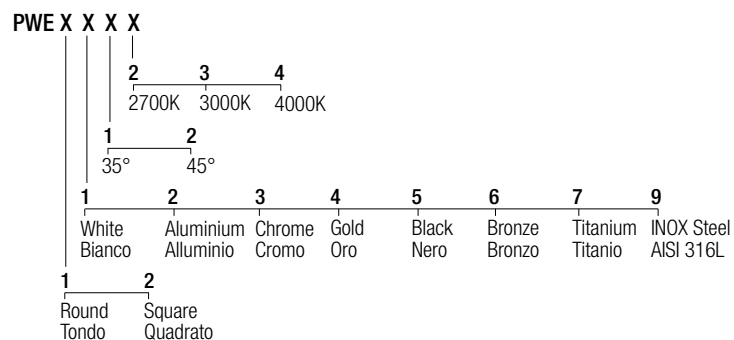
6W · 500mA (V, 9V) · Series wiring - Cablaggio in serie
CRI98 · 2-Step MacAdam



	2700K	3000K	4000K
	540 lm	600 lm	620 lm

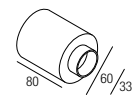


Code Construction - Costruzione del codice



Accessories - Accessori

CS1006
Recessing box - Controcassa



LPWE01
Low luminance louver
Filtro antiabbagliamento



SPWE01
Milky screen - Schermo opale



AL7022
24VDC/500mA constant current converter
Convertitore 24VDC/500mA corrente costante

Note - Nota
The filter and the screen must be ordered together with the lighting fixture - Il filtro e lo schermo devono essere ordinati congiuntamente all'apparecchio.

Drivers - Alimentatori 500mA

on/off
AL1074 (1..2) IP20 \varnothing 30 mm
AL1077 (1..2) IP20 \varnothing 40 mm
AL1084 (1..3) IP20 S.P. \varnothing 55 mm

dimmable
AL4010 (1..4) IP20 PUSH 0/1..10V \varnothing 72 mm
ALD450 (1..2) IP20 DALI 2 PUSH \varnothing 36 mm
AL4151 (1..4) IP20 DALI 2 \varnothing 72 mm
AL4153 (1..4) IP20 PUSH IGBT-TRIAC \varnothing 56 mm



FLEXUS 6

design: Rod&Todd

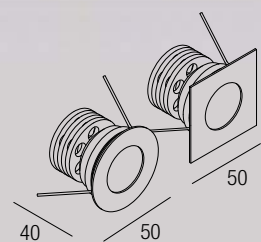


[DATASHEET](#)

[INSTALLATION MANUAL](#)

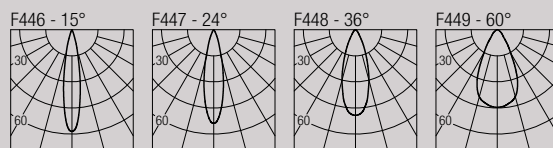
[CERTIFICATIONS](#)

[LDT-IES](#) [DRAWINGS](#)

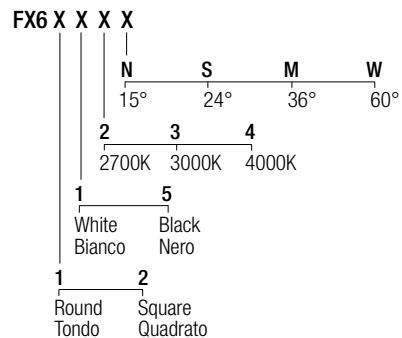


Flush optic downlight
6W · 500mA (V, 9V) · Series wiring - Cablaggio in serie
CRI98 · 2-Step MacAdam

2700K — 540 lm
3000K — 600 lm
4000K — 620 lm

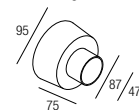


Code Construction - Costruzione del codice




Accessories - Accessori


CSFB01
Recessing box - Controcassa



LFX601
Low luminance louver
Filtro antiabbagliamento



SFX601
Milky screen - Schermo opale



AL7022
24VDC/500mA constant
current converter
Convertitore 24VDC/500mA
corrente costante

Note - Nota
The filter and the
screen must be
ordered together
with the lighting
fixture - Il filtro e lo
schermo devono
essere ordinati
congiuntamente
all'apparecchio.

Drivers - Alimentatori 500mA

- on/off
AL1074 (1..2) IP20 ⌀ 30 mm
AL1077 (1..2) IP20 ⌀ 40 mm
AL1084 (1..3) IP20 S.P. ⌀ 55 mm
- dimmable
AL4010 (1..4) IP20 PUSH 0/1..10V ⌀ 72 mm
ALD450 (1..2) IP20 DALI 2 PUSH ⌀ 36 mm
AL4151 (1..4) IP20 DALI 2 ⌀ 72 mm
AL4153 (1..4) IP20 PUSH IGBT-TRIAC ⌀ 56 mm

FLEXUS 10

design: Rod&Todd

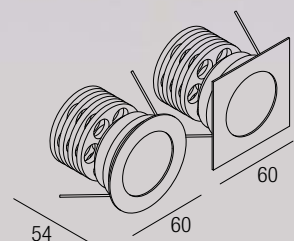


[DATASHEET](#)

[INSTALLATION MANUAL](#)

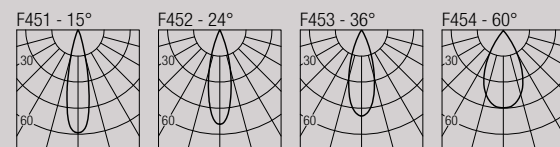
[CERTIFICATIONS](#)

[LDT-IES](#) [DRAWINGS](#)

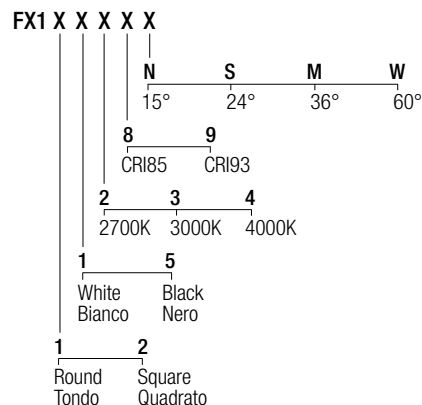


Flush optic downlight
10W · 500mA (V, 18V) · Series wiring - Cablaggio in serie
CRI85 - CRI93 · 2-Step MacAdam

CRI85 CRI93
2700K — 890 lm 840 lm
3000K — 1000 lm 930 lm
4000K — 1040 lm 960 lm

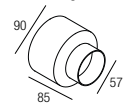


Code Construction - Costruzione del codice



Accessories - Accessori

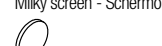
CSFX01
Recessing box - Controcassa



LFX101
Low luminance louver
Filtro antiabbagliamento



SFX101
Milky screen - Schermo opale



AL7022
24VDC/500mA constant
current converter
Convertitore 24VDC/500mA
corrente costante

Note - Nota
The filter and the
screen must be
ordered together
with the lighting
fixture - Il filtro e lo
schermo devono
essere ordinati
congiuntamente
all'apparecchio.

Drivers - Alimentatori 500mA

- on/off
AL1074 (1) IP20 ⌀ 30 mm
AL1077 (1) IP20 ⌀ 40 mm
AL1084 (1..2) IP20 S.P. ⌀ 55 mm
- dimmable
AL4010 (1..2) IP20 PUSH 0/1..10V ⌀ 72 mm
ALD450 (1) IP20 DALI 2 PUSH ⌀ 36 mm
AL4151 (1..2) IP20 DALI 2 ⌀ 72 mm
AL4153 (1..2) IP20 PUSH IGBT-TRIAC ⌀ 56 mm



FLEXUS 724

design: Rod&Todd

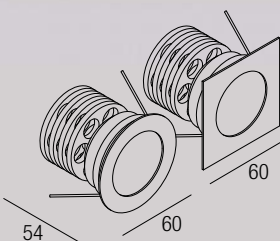


[DATASHEET](#)

[INSTALLATION MANUAL](#)

[CERTIFICATIONS](#)

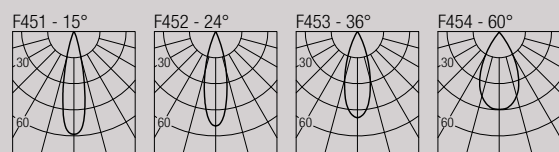
[LDT-IES](#) [DRAWINGS](#)



Flush optic downlight

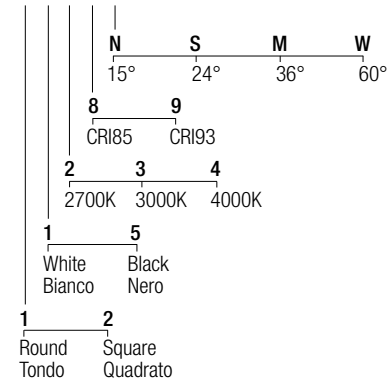
7W · 24VDC · Parallel wiring - Cablaggio in parallelo
CRI85 - CRI93 · 2-Step MacAdam

	CRI85	CRI93
2700K	630 lm	590 lm
3000K	700 lm	650 lm
4000K	730 lm	670 lm



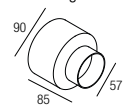
Code Construction - Costruzione del codice

FX24 X X X X X



Accessories - Accessori

CSFX01
Recessing box - Controcassa



LFX2401
Low luminance louver
Filtro antiabbagliamento



SFX2401
Milky screen - Schermo opale



Note - Nota
The filter and the screen must be ordered together with the lighting fixture - Il filtro e lo schermo devono essere ordinati congiuntamente all'apparecchio.

Drivers - Alimentatori 24VDC

on/off
AL2124 (1) IP20 ⌀28 mm
AL2012 (1..3) IP20 ⌀60 mm
AL2031 (1..10) IP20 ⌀70 mm
AL2040 (1..21) IP20 ⌀80 mm
dimmmable
AL5012 (1..3) IP20 DALI 2 PUSH 0/1..10V ⌀45 mm
AL5241 (1..14) IP20 DALI 2 PUSH ⌀70 mm
dimmming module
AL7035 IP20 DALI 2 PUSH 0/1..10V ⌀44 mm
Note - Nota
Dimming module AL7035 to be used in combination with a 24VDC power supply.
Modulo di dimmerazione AL7035 da utilizzare in combinazione con un alimentatore 24VDC.

FLEXUS 20

design: Rod&Todd

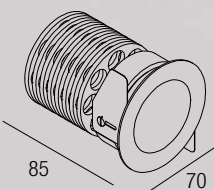


[DATASHEET](#)

[INSTALLATION MANUAL](#)

[CERTIFICATIONS](#)

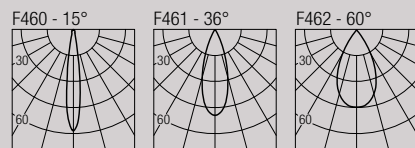
[LDT-IES](#) [DRAWINGS](#)



Flush optic downlight

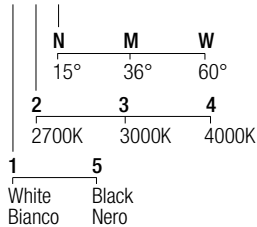
20W · 500mA (V, 36V)
CRI95 · 2-Step MacAdam

2700K	1830 lm
3000K	2000 lm
4000K	2100 lm



Code Construction - Costruzione del codice

FX2 X X X



Accessories - Accessori

LFX201
Low luminance louver
Filtro antiabbagliamento



SFX201
Milky screen - Schermo opale



Note - Nota
The filter and the screen must be ordered together with the lighting fixture - Il filtro e lo schermo devono essere ordinati congiuntamente all'apparecchio.

Drivers - Alimentatori 500mA

on/off
AL1084 (1) IP20 S.P. ⌀55 mm
dimmmable
AL4010 (1) IP20 PUSH 0/1..10V ⌀72 mm
ALB451 (1) IP20 DALI 2 PUSH ⌀46 mm
AL4151 (1) IP20 DALI 2 ⌀72 mm
AL4153 (1) IP20 PUSH IGBT-TRIAC ⌀56 mm



LEAF 6

design: Roberto Mantovani



[DATASHEET](#)

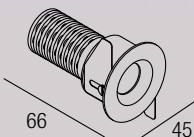
[INSTALLATION MANUAL](#)

[CERTIFICATIONS](#)

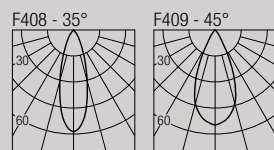
[LDT-IES](#) [DRAWINGS](#)

Flush optic downlight

6W · 500mA (V, 9V) · Series wiring - Cablaggio in serie
CRI98 · 2-Step MacAdam

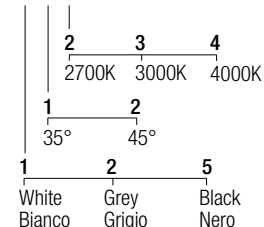


2700K — 540 lm
3000K — 600 lm
4000K — 620 lm



Code Construction - Costruzione del codice

LF6 X X X



Accessories - Accessori

LLF601

Low luminance louver
Filtro antiabbagliamento



SLF601

Milky screen - Schermo opale



AL7022

24VDC/500mA constant current converter
Convertitore 24VDC/500mA corrente costante

Note - Nota
The filter and the screen must be ordered together with the lighting fixture - Il filtro e lo schermo devono essere ordinati congiuntamente all'apparecchio.

Drivers - Alimentatori 500mA

on/off

AL1074 (1..2) IP20 ⌀ 30 mm

AL1077 (1..2) IP20 ⌀ 40 mm

AL1084 (1..3) IP20 S.P. ⌀ 55 mm

dimmable

AL4010 (1..4) IP20 PUSH 0/1..10V ⌀ 72 mm

ALD450 (1..2) IP20 DALI 2 PUSH ⌀ 36 mm

AL4151 (1..4) IP20 DALI 2 ⌀ 72 mm

AL4153 (1..4) IP20 PUSH IGBT-TRIAC ⌀ 56 mm

LEAF 10

design: Roberto Mantovani



[DATASHEET](#)

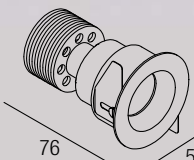
[INSTALLATION MANUAL](#)

[CERTIFICATIONS](#)

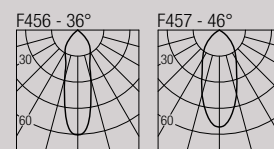
[LDT-IES](#) [DRAWINGS](#)

Flush optic downlight

10W · 500mA (V, 18V) · Series wiring - Cablaggio in serie
CRI85 - CRI93 · 2-Step MacAdam

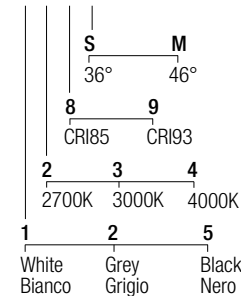


CRI85 CRI93
2700K — 890 lm 840 lm
3000K — 1000 lm 930 lm
4000K — 1040 lm 960 lm



Code Construction - Costruzione del codice

LF1 X X X X



Accessories - Accessori

LLF101

Low luminance louver
Filtro antiabbagliamento



SLF101

Milky screen - Schermo opale



AL7022

24VDC/500mA constant current converter
Convertitore 24VDC/500mA corrente costante

Note - Nota
The filter and the screen must be ordered together with the lighting fixture - Il filtro e lo schermo devono essere ordinati congiuntamente all'apparecchio.

Drivers - Alimentatori 500mA

on/off

AL1074 (1) IP20 ⌀ 30 mm

AL1077 (1) IP20 ⌀ 40 mm

AL1084 (1..2) IP20 S.P. ⌀ 55 mm

dimmable

AL4010 (1..2) IP20 PUSH 0/1..10V ⌀ 72 mm

ALD450 (1) IP20 DALI 2 PUSH ⌀ 36 mm

AL4151 (1..2) IP20 DALI 2 ⌀ 72 mm

AL4153 (1..2) IP20 PUSH IGBT-TRIAC ⌀ 56 mm



WOLF

design: Roberto Mantovani



[DATASHEET](#)

[INSTALLATION MANUAL](#)

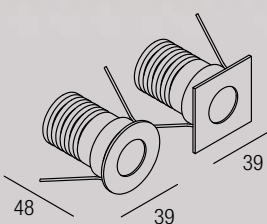
[CERTIFICATIONS](#)

[LDT-IES](#) [DRAWINGS](#)

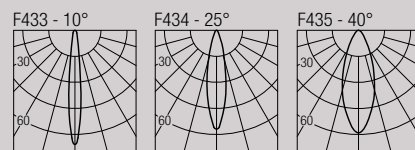


Flush optic downlight

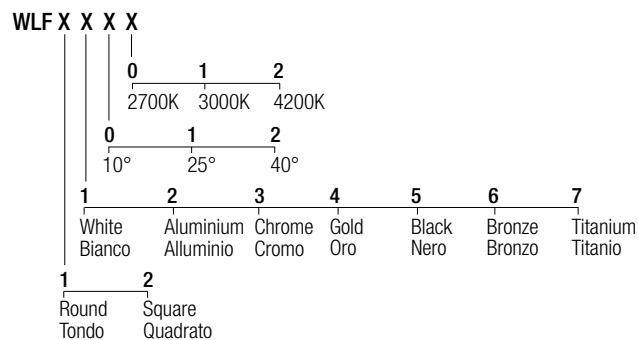
2W · 24VDC · Parallel wiring - Cablaggio in parallelo
CRI85 · 2-Step MacAdam



2700K — 128 lm
3000K — 133 lm
4200K — 154 lm



Code Construction - Costruzione del codice



Accessories - Accessori

LWLF01
Low luminance louver
Filtro antabbagliamento

Note - Nota
The filter must be ordered together with the lighting fixture. Il filtro deve essere ordinato congiuntamente all'apparecchio.

Drivers - Alimentatori 24VDC

on/off
AL2124 (1..5) IP20 \varnothing 28 mm
AL2012 (1..12) IP20 \varnothing 60 mm
AL2031 (1..35) IP20 \varnothing 70 mm

dimnable
AL5012 (1..12) IP20 DALI 2 PUSH 0/1..10V \varnothing 45 mm
dimming module
AL7035 IP20 DALI 2 PUSH 0/1..10V \varnothing 44 mm

Note - Nota
Dimming module AL7035 to be used in combination with a 24VDC power supply.
Modulo di dimmerazione AL7035 da utilizzare in combinazione con un alimentatore 24VDC.

TAG

design: Roberto Mantovani



[DATASHEET](#)

[INSTALLATION MANUAL](#)

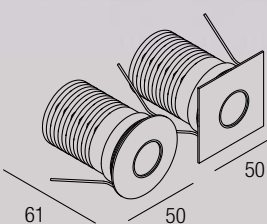
[CERTIFICATIONS](#)

[LDT-IES](#) [DRAWINGS](#)

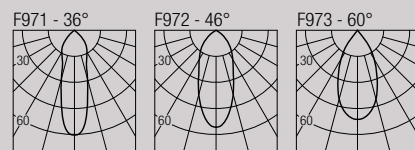


Flush optic downlight

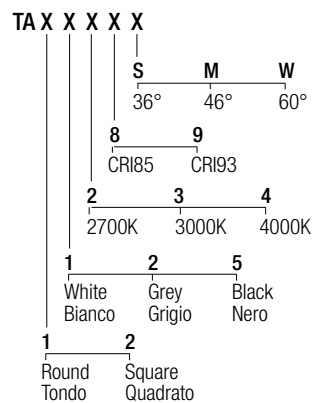
7W · 24VDC · Parallel wiring - Cablaggio in parallelo
CRI85 - CRI93 · 2-Step MacAdam



CRI85 CRI93
2700K — 630 lm 590 lm
3000K — 700 lm 650 lm
4000K — 730 lm 670 lm



Code Construction - Costruzione del codice



Drivers - Alimentatori 24VDC

on/off
AL2124 (1) IP20 \varnothing 28 mm
AL2012 (1..3) IP20 \varnothing 60 mm
AL2031 (1..10) IP20 \varnothing 70 mm
AL2040 (1..21) IP20 \varnothing 80 mm

dimnable
AL5012 (1..3) IP20 DALI 2 PUSH 0/1..10V \varnothing 45 mm
AL5241 (1..14) IP20 DALI 2 PUSH \varnothing 70 mm
dimming module
AL7035 IP20 DALI 2 PUSH 0/1..10V \varnothing 44 mm

Note - Nota
Dimming module AL7035 to be used in combination with a 24VDC power supply.
Modulo di dimmerazione AL7035 da utilizzare in combinazione con un alimentatore 24VDC.



BELEM

design: Roberto Mantovani



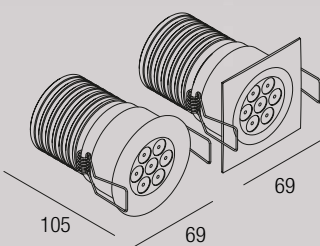
[DATASHEET](#)

[INSTALLATION MANUAL](#)

[CERTIFICATIONS](#)

[LDT-IES](#)

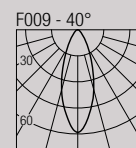
[DRAWINGS](#)



Flush optic downlight

7-14W · 350-500mA (V_i 20,3V) · Series wiring - Cablaggio in serie
CRI85 · 2-Step MacAdam

	350mA	500mA
2700K	623 lm	896 lm
3000K	651 lm	931 lm
4200K	721 lm	1078 lm
6000K	798 lm	1155 lm



Code Construction - Costruzione del codice

PZ	X	X	X	X
0	1	2	3	6
2700K	3000K	4200K	6000K	Blue Blu
1	2			7
18°	40°			Green Verde
1	2	3	4	5
White Bianco	Aluminium Alluminio	Chrome Cromo	Gold Oro	Black Nero
1	2			6
Round Tondo	Square Quadrato			Bronze Bronzo
				7
				Titanium Titanio

Accessories - Accessori

LPZ01

Low luminance louver
Filtro antiriflesso



Note - Nota
The filter must be ordered together with the lighting fixture.
Il filtro deve essere ordinato congiuntamente all'apparecchio.

Drivers - Alimentatori 350mA

- on/off
AL1034 (1) IP20 ⌀ 30 mm
AL1035 (1) IP20 ⌀ 40 mm
AL1037 (1..2) IP20 S.P. ⌀ 55 mm
AL9011 (1) IP67 ⌀ 44 mm
- dimmmable
AL4000 (1) IP20 PUSH 0/1..10V ⌀ 72 mm
ALD435 (1) IP20 DALI 2 PUSH ⌀ 36 mm
AL4051 (1) IP20 DALI 2 ⌀ 72 mm
AL4053 (1) IP20 PUSH IGBT-TRIAC ⌀ 56 mm
AL8035 (1..2) IP67 DALI 2 ⌀ 48 mm

Drivers - Alimentatori 500mA

- on/off
AL1074 (1) IP20 ⌀ 30 mm
AL1084 (1) IP20 S.P. ⌀ 55 mm
AL9051 (1) IP67 ⌀ 44 mm
- dimmmable
AL4010 (1) IP20 PUSH 0/1..10V ⌀ 72 mm
ALD450 (1) IP20 DALI 2 PUSH ⌀ 36 mm
AL4151 (1) IP20 DALI 2 ⌀ 72 mm
AL4153 (1) IP20 PUSH IGBT-TRIAC ⌀ 56 mm
AL8050 (1..2) IP67 DALI 2 ⌀ 48 mm

HERO 2

design: Lapo Grassellini



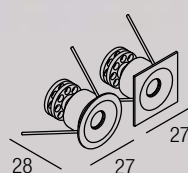
[DATASHEET](#)

[INSTALLATION MANUAL](#)

[CERTIFICATIONS](#)

[LDT-IES](#)

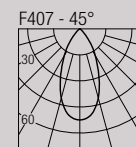
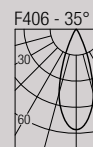
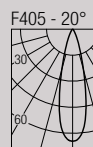
[DRAWINGS](#)



Flush optic downlight

1-2W · 350-500mA (V_i 2,9V) · Series wiring - Cablaggio in serie
CRI85 · 2-Step MacAdam

	350mA	500mA
2700K	89 lm	126 lm
3000K	93 lm	133 lm
4200K	103 lm	154 lm



Code Construction - Costruzione del codice

HR2	X	X	X	X
S	M	W		
20°	35°	45°		
2	3	4		
2700K	3000K	4200K		
1	2	5		
White Bianco	Grey Grigio	Black Nero		
1	2			
Round Tondo	Square Quadrato			

Accessories - Accessori

AL7022

24VDC/500mA constant current converter
Convertitore 24VDC/500mA corrente costante

Drivers - Alimentatori 350mA

- on/off
AL1034 (1..11) IP20 ⌀ 30 mm
AL1035 (1..11) IP20 ⌀ 40 mm
AL1037 (1..16) IP20 S.P. ⌀ 55 mm
- dimmmable
AL4000 (1..12) IP20 PUSH 0/1..10V ⌀ 72 mm
ALD435 (1..11) IP20 DALI 2 PUSH ⌀ 36 mm
AL4051 (2..14) IP20 DALI 2 ⌀ 72 mm
AL4053 (1..14) IP20 PUSH IGBT-TRIAC ⌀ 56 mm

Drivers - Alimentatori 500mA

- on/off
AL1074 (1..7) IP20 ⌀ 30 mm
AL1077 (1..6) IP20 ⌀ 40 mm
AL1084 (1..11) IP20 S.P. ⌀ 55 mm
- dimmmable
AL4010 (1..12) IP20 PUSH 0/1..10V ⌀ 72 mm
ALD450 (1..7) IP20 DALI 2 PUSH ⌀ 36 mm
AL4151 (2..14) IP20 DALI 2 ⌀ 72 mm
AL4153 (1..14) IP20 PUSH IGBT-TRIAC ⌀ 56 mm



HERO 6

design: Lapo Grassellini

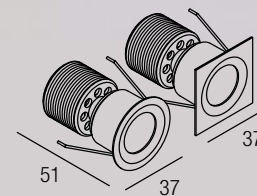
30 mm IP44

[DATASHEET](#)

[INSTALLATION MANUAL](#)

[CERTIFICATIONS](#)

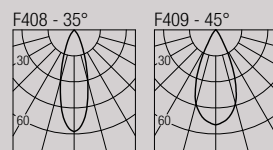
[LDT-IES](#) [DRAWINGS](#)



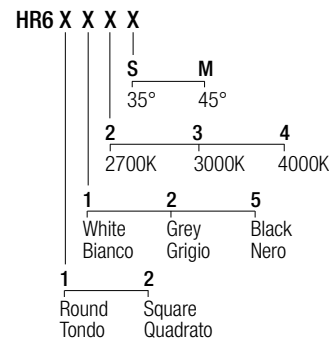
Flush optic downlight

6W · 500mA (V, 9V) · Series wiring - Cablaggio in serie
CRI98 · 2-Step MacAdam

2700K — 540 lm
3000K — 600 lm
4000K — 620 lm



Code Construction - Costruzione del codice



Accessories - Accessori

SHR601
Milky screen - Schermo opale

Note - Nota
The screen must be ordered together with the lighting fixture. Lo schermo deve essere ordinato congiuntamente all'apparecchio.

AL7022
24VDC/500mA constant current converter
Convertitore 24VDC/500mA corrente costante

Drivers - Alimentatori 500mA

on/off
AL1074 (1..2) IP20 ⌀ 30 mm
AL1077 (1..2) IP20 ⌀ 40 mm
AL1084 (1..3) IP20 S.P. ⌀ 55 mm

dimmmable
AL4010 (1..4) IP20 PUSH 0/1..10V ⌀ 72 mm
ALD450 (1..2) IP20 DALI 2 PUSH ⌀ 36 mm
AL4151 (1..4) IP20 DALI 2 ⌀ 72 mm
AL4153 (1..4) IP20 PUSH IGBT-TRIAC ⌀ 56 mm

HERO 10

design: Lapo Grassellini

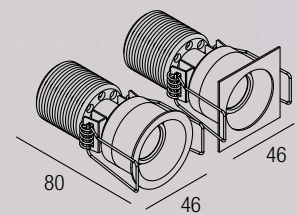
40 mm IP44

[DATASHEET](#)

[INSTALLATION MANUAL](#)

[CERTIFICATIONS](#)

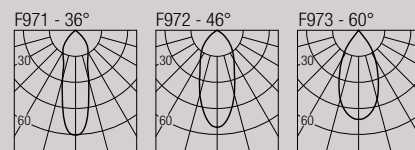
[LDT-IES](#) [DRAWINGS](#)



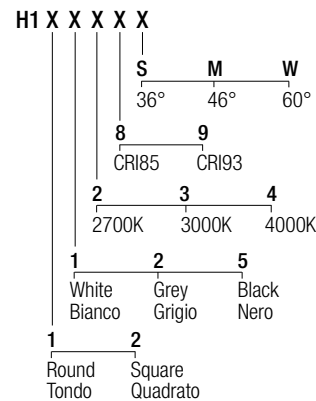
Flush optic downlight

10W · 250mA (V, 36V)
CRI85 - CRI93 · 2-Step MacAdam

CRI85 CRI93
2700K — 890 lm 840 lm
3000K — 1000 lm 930 lm
4000K — 1040 lm 960 lm



Code Construction - Costruzione del codice



Accessories - Accessori

LOH1 White - Bianco
LOH1B Black - Nero
LOH1G Grey - Grigio

Low luminance louver
Filtro antiabbagliamento

SH101
Milky screen - Schermo opale

Note - Nota
The screen must be ordered together with the lighting fixture. Lo schermo deve essere ordinato congiuntamente all'apparecchio.

Drivers - Alimentatori 250mA

on/off
AL1025 (1) IP20 ⌀ 40 mm

dimmmable
AL4030 (1) IP20 0/1..10V ⌀ 55 mm
ALD425 (1) IP20 DALI 2 PUSH ⌀ 36 mm
AL4031 (1) IP20 DALI 2 ⌀ 55 mm
AL4032 (1) IP20 IGBT-TRIAC ⌀ 55 mm



HERO 20

design: Lapo Grassellini

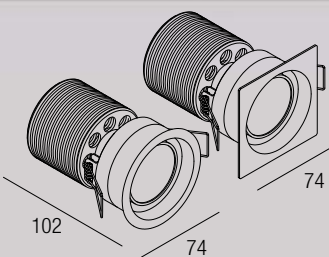
65 mm IP44

[DATASHEET](#)

[INSTALLATION MANUAL](#)

[CERTIFICATIONS](#)

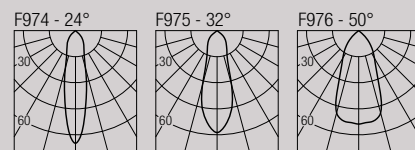
[LDT-IES](#) [DRAWINGS](#)



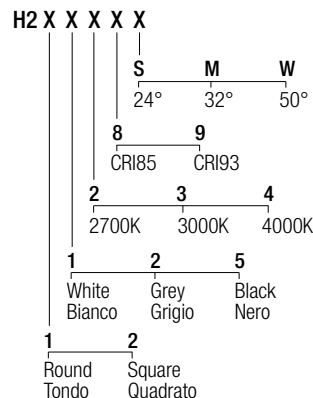
Flush optic downlight

20W · 500mA (V,36V)
CRI85 - CRI93 · 2-Step MacAdam

	CRI85	CRI93
2700K	1830 lm	1700 lm
3000K	2000 lm	1830 lm
4000K	2100 lm	1950 lm



Code Construction - Costruzione del codice



Accessories - Accessori

LOH2 White - Bianco
LOH2B Black - Nero
LOH2G Grey - Grigio
Low luminance louver
Filtro antiabbagliamento



SH201
Milky screen - Schermo opale



Note - Nota
The screen must be ordered together with the lighting fixture.
Lo schermo deve essere ordinato congiuntamente all'apparecchio.

Drivers - Alimentatori 500mA

on/off
AL1084 (1) IP20 S.P. ⌀ 55 mm
dimmable
AL4010 (1) IP20 PUSH 0/1..10V ⌀ 72 mm
ALB451 (1) IP20 DALI 2 PUSH ⌀ 46 mm
AL4151 (1) IP20 DALI 2 ⌀ 72 mm
AL4153 (1) IP20 PUSH IGBT-TRIAC ⌀ 56 mm

JUNO 10

design: Lapo Grassellini

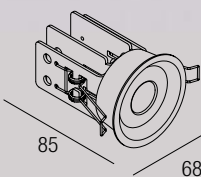
60 mm IP20

[DATASHEET](#)

[INSTALLATION MANUAL](#)

[CERTIFICATIONS](#)

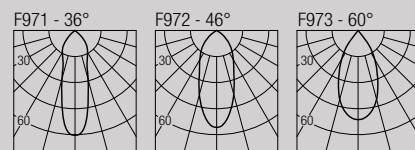
[LDT-IES](#) [DRAWINGS](#)



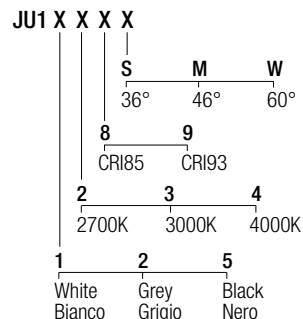
Flush optic downlight

10W · 250mA (V,36V)
CRI85 - CRI93 · 2-Step MacAdam

	CRI85	CRI93
2700K	890 lm	840 lm
3000K	1000 lm	930 lm
4000K	1040 lm	960 lm



Code Construction - Costruzione del codice



Accessories - Accessori

SJU101
Milky screen - Schermo opale

Note - Nota
The screen must be ordered together with the lighting fixture.
Lo schermo deve essere ordinato congiuntamente all'apparecchio.

Drivers - Alimentatori 250mA

on/off
AL1025 (1) IP20 ⌀ 40 mm
dimmable
AL4030 (1) IP20 0/1..10V ⌀ 55 mm
ALD425 (1) IP20 DALI 2 PUSH ⌀ 36 mm
AL4031 (1) IP20 DALI 2 ⌀ 55 mm
AL4032 (1) IP20 IGBT-TRIAC ⌀ 55 mm



JUNO 20

design: Lapo Grassellini

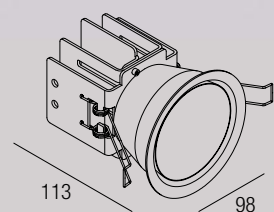


[DATASHEET](#)

[INSTALLATION MANUAL](#)

[CERTIFICATIONS](#)

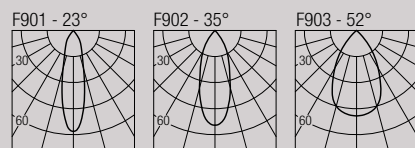
[LDT-IES](#) [DRAWINGS](#)



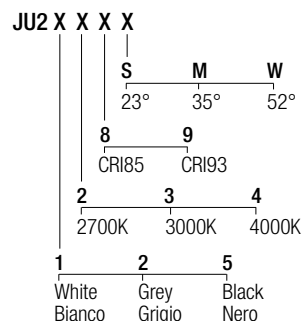
Flush optic downlight

20W · 500mA (V, 36V)
CRI85 - CRI93 · 2-Step MacAdam

	CRI85	CRI93
2700K	1830 lm	1700 lm
3000K	2000 lm	1830 lm
4000K	2100 lm	1950 lm



Code Construction - Costruzione del codice



Drivers - Alimentatori 500mA

- on/off
AL1084 (1) IP20 S.P. ⌀ 55 mm
- dimmable
AL4010 (1) IP20 PUSH 0/1..10V ⌀ 72 mm
- ALB451** (1) IP20 DALI 2 PUSH ⌀ 46 mm
- AL4151** (1) IP20 DALI 2 ⌀ 72 mm
- AL4153** (1) IP20 PUSH IGBT-TRIAC ⌀ 56 mm

LOREN 10

design: Lapo Grassellini

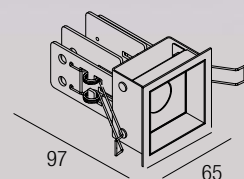


[DATASHEET](#)

[INSTALLATION MANUAL](#)

[CERTIFICATIONS](#)

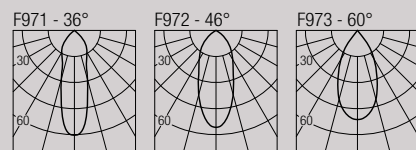
[LDT-IES](#) [DRAWINGS](#)



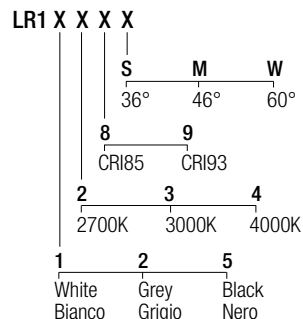
Flush optic downlight

10W · 250mA (V, 36V)
CRI85 - CRI93 · 2-Step MacAdam

	CRI85	CRI93
2700K	890 lm	840 lm
3000K	1000 lm	930 lm
4000K	1040 lm	960 lm



Code Construction - Costruzione del codice



Accessories - Accessori

- SLR101**
Milky screen - Schermo opale
- Note - Nota
The screen must be ordered together with the lighting fixture.
Lo schermo deve essere ordinato congiuntamente all'apparecchio.

Drivers - Alimentatori 250mA

- on/off
AL1025 (1) IP20 ⌀ 40 mm
- dimmable
AL4030 (1) IP20 0/1..10V ⌀ 55 mm
- ALD425** (1) IP20 DALI 2 PUSH ⌀ 36 mm
- AL4031** (1) IP20 DALI 2 ⌀ 55 mm
- AL4032** (1) IP20 IGBT-TRIAC ⌀ 55 mm



LOREN 20

design: Lapo Grassellini

90x90 mm IP20

[DATASHEET ▶](#)

[INSTALLATION MANUAL ▶](#)

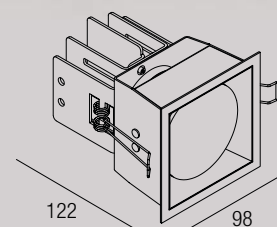
[CERTIFICATIONS ▶](#)

[LDT-IES ▶](#) [DRAWINGS ▶](#)

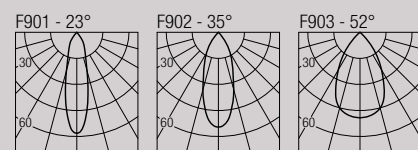


Flush optic downlight

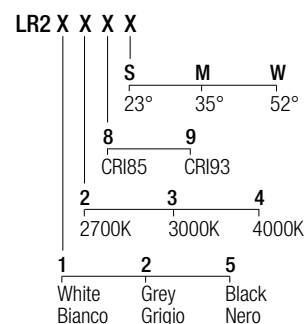
20W · 500mA (V_i 36V)
CRI85 - CRI93 · 2-Step MacAdam



	CRI85	CRI93
2700K	1830 lm	1700 lm
3000K	2000 lm	1830 lm
4000K	2100 lm	1950 lm



Code Construction - Costruzione del codice



Drivers - Alimentatori 500mA

- on/off
AL1084 (1) IP20 S.P. ⌀ 55 mm
- dimmable
AL4010 (1) IP20 PUSH 0/1..10V ⌀ 72 mm
- ALB451** (1) IP20 DALI 2 PUSH ⌀ 46 mm
- AL4151** (1) IP20 DALI 2 ⌀ 72 mm
- AL4153** (1) IP20 PUSH IGBT-TRIAC ⌀ 56 mm

KURT R10

design: Lapo Grassellini

60 mm IP44

[DATASHEET ▶](#)

[INSTALLATION MANUAL ▶](#)

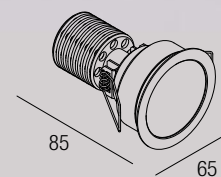
[CERTIFICATIONS ▶](#)

[LDT-IES ▶](#) [DRAWINGS ▶](#)

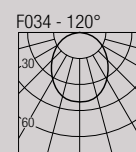


Flush optic downlight

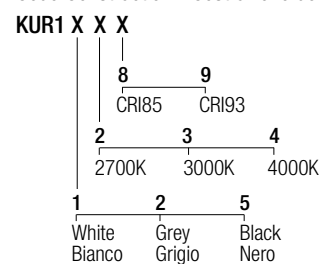
10W · 250mA (V_i 36V)
CRI85 - CRI93 · 2-Step MacAdam



	CRI85	CRI93
2700K	630 lm	590 lm
3000K	700 lm	650 lm
4000K	730 lm	670 lm



Code Construction - Costruzione del codice



Drivers - Alimentatori 250mA

- on/off
AL1025 (1) IP20 ⌀ 40 mm
- dimmable
AL4030 (1) IP20 0/1..10V ⌀ 55 mm
- ALD425** (1) IP20 DALI 2 PUSH ⌀ 36 mm
- AL4031** (1) IP20 DALI 2 ⌀ 55 mm
- AL4032** (1) IP20 IGBT-TRIAC ⌀ 55 mm



KURT Q10

design: Lapo Grassellini



[DATASHEET](#)

[INSTALLATION MANUAL](#)

[CERTIFICATIONS](#)

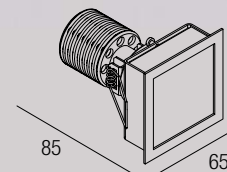
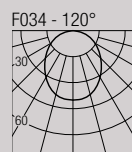
[LDT-IES](#) [DRAWINGS](#)



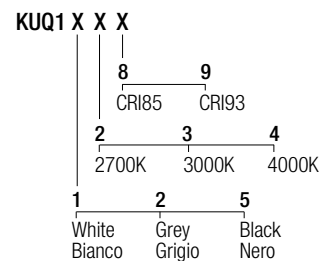
Flush optic downlight

10W · 250mA (V, 36V)
CRI85 - CRI93 · 2-Step MacAdam

	CRI85	CRI93
2700K	630 lm	590 lm
3000K	700 lm	650 lm
4000K	730 lm	670 lm



Code Construction - Costruzione del codice



Drivers - Alimentatori 250mA

- on/off
AL1025 (1) IP20 ⌀40 mm
- dimmmable
AL4030 (1) IP20 0/1...10V ⌀55 mm
- ALD425** (1) IP20 DALI 2 PUSH ⌀36 mm
- AL4031** (1) IP20 DALI 2 ⌀55 mm
- AL4032** (1) IP20 IGBT-TRIAC ⌀55 mm

NAP 10

design: Lapo Grassellini



[DATASHEET](#)

[INSTALLATION MANUAL](#)

[CERTIFICATIONS](#)

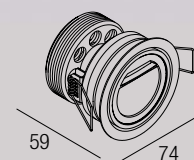
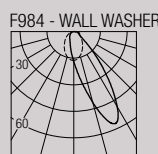
[LDT-IES](#) [DRAWINGS](#)



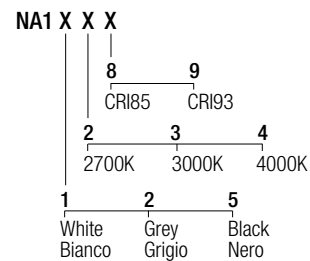
Flush optic downlight

10W · 250mA (V, 36V)
CRI85 - CRI93 · 2-Step MacAdam

	CRI85	CRI93
2700K	890 lm	840 lm
3000K	1000 lm	930 lm
4000K	1040 lm	960 lm



Code Construction - Costruzione del codice



Drivers - Alimentatori 250mA

- on/off
AL1025 (1) IP20 ⌀40 mm
- dimmmable
AL4030 (1) IP20 0/1...10V ⌀55 mm
- ALD425** (1) IP20 DALI 2 PUSH ⌀36 mm
- AL4031** (1) IP20 DALI 2 ⌀55 mm
- AL4032** (1) IP20 IGBT-TRIAC ⌀55 mm



NAP 20

design: Lapo Grassellini

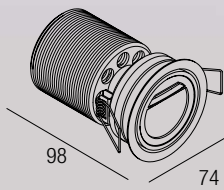
65 mm IP44

DATASHEET ▶

INSTALLATION MANUAL ▶

CERTIFICATIONS ▶

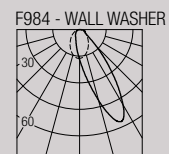
LDT-IES ▶ DRAWINGS ▶



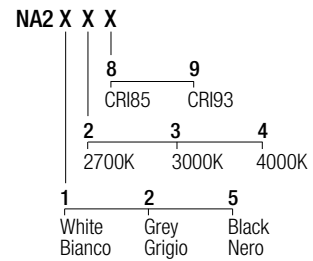
Flush optic downlight

20W · 500mA (V, 36V)
CRI85 - CRI93 · 2-Step MacAdam

	CRI85	CRI93
2700K	1830 lm	1700 lm
3000K	2000 lm	1830 lm
4000K	2100 lm	1950 lm



Code Construction - Costruzione del codice



Drivers - Alimentatori 500mA

- on/off
AL1084 (t) IP20 S.P. 55 mm
- dimmable
AL4010 (t) IP20 PUSH 0/1..10V 72 mm
ALB451 (t) IP20 DALI 2 PUSH 46 mm
AL4151 (t) IP20 DALI 2 72 mm
AL4153 (t) IP20 PUSH IGBT-TRIAC 56 mm



BYE

design: Roberto Mantovani



[DATASHEET](#)

[INSTALLATION MANUAL](#)

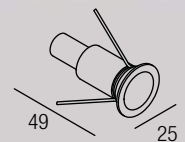
[CERTIFICATIONS](#)

[LDT-IES](#) [DRAWINGS](#)

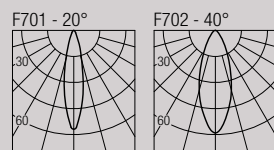


Recessed optic downlight

0,75W · 250mA (V, 2,9V) · Series wiring - Cablaggio in serie
CRI85 · 2-Step MacAdam



2700K	71 lm
3000K	75 lm
4200K	86 lm
6000K	91 lm



Code Construction - Costruzione del codice

BY1 X X X

0	1	2	3	6	7	8
2700K	3000K	4200K	6000K	Blue Blu	Green Verde	Red Rosso
1	2					
20°	40°					
1	2	3	4	5	6	7
White Bianco	Aluminium Alluminio	Chrome Cromo	Gold Oro	Black Nero	Bronze Bronzo	Titanium Titanio

Accessories - Accessori

CSY01
Recessing box - Controcassa



Drivers - Alimentatori 250mA

- on/off
AL1025 (1..12) IP20 ⌀ 40 mm
 dimmable
AL4030 (1..16) IP20 0/1..10V ⌀ 55 mm
ALD425 (1..13) IP20 DALI 2 PUSH ⌀ 36 mm
AL4031 (6..12) IP20 DALI 2 ⌀ 55 mm
AL4032 (9..15) IP20 IGBT-TRIAC ⌀ 55 mm

BABA R2

design: Roberto Mantovani



[DATASHEET](#)

[INSTALLATION MANUAL](#)

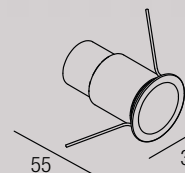
[CERTIFICATIONS](#)

[LDT-IES](#) [DRAWINGS](#)

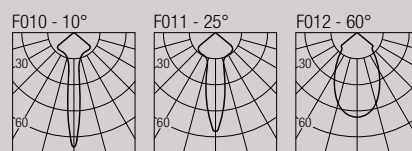


Recessed optic downlight

1-2W · 350-500mA (V, 2,9V) · Series wiring - Cablaggio in serie
CRI85 · 2-Step MacAdam



	350mA	500mA
2700K	89 lm	128 lm
3000K	93 lm	133 lm
4200K	103 lm	154 lm
6000K	114 lm	165 lm



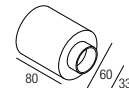
Code Construction - Costruzione del codice

BS1 X X X

0	1	2	3	6	7	8
2700K	3000K	4200K	6000K	Blue Blu	Green Verde	Red Rosso
0	1	2				
10°	25°	60°				
1	2	5				
White Bianco	Grey Grigio	Black Nero				

Accessories - Accessori

CS1006
Recessing box - Controcassa



AL7022
24VDC/500mA constant current converter
Convertitore 24VDC/500mA corrente costante

Drivers - Alimentatori 350mA

- on/off
AL1034 (1..11) IP20 ⌀ 30 mm
AL1035 (1..11) IP20 ⌀ 40 mm
AL1037 (1..16) IP20 S.P. ⌀ 55 mm
 dimmable
AL4000 (1..12) IP20 PUSH 0/1..10V ⌀ 72 mm
ALD435 (1..11) IP20 DALI 2 PUSH ⌀ 36 mm
AL4051 (2..14) IP20 DALI 2 ⌀ 72 mm
AL4053 (1..14) IP20 PUSH IGBT-TRIAC ⌀ 56 mm

Drivers - Alimentatori 500mA

- on/off
AL1074 (1..7) IP20 ⌀ 30 mm
AL1077 (1..6) IP20 ⌀ 40 mm
AL1084 (1..11) IP20 S.P. ⌀ 55 mm
 dimmable
AL4010 (1..12) IP20 PUSH 0/1..10V ⌀ 72 mm
ALD450 (1..7) IP20 DALI 2 PUSH ⌀ 36 mm
AL4151 (2..14) IP20 DALI 2 ⌀ 72 mm
AL4153 (1..14) IP20 PUSH IGBT-TRIAC ⌀ 56 mm



BABA Q2

design: Roberto Mantovani



[DATASHEET](#)

[INSTALLATION MANUAL](#)

[CERTIFICATIONS](#)

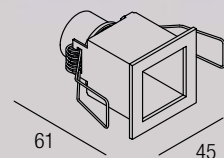
[LDT-IES](#)

[DRAWINGS](#)

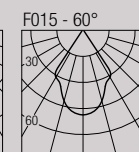
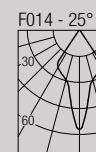


Recessed optic downlight

1-2W · 350-500mA (V, 2,9V) · Series wiring - Cablaggio in serie
CRI85 · 2-Step MacAdam

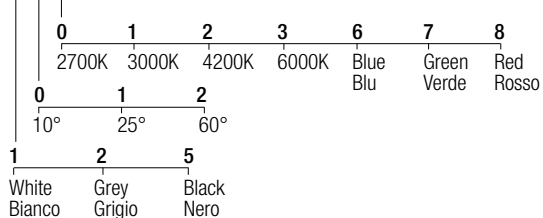


	350mA	500mA
2700K	89 lm	128 lm
3000K	93 lm	133 lm
4200K	103 lm	154 lm
6000K	114 lm	165 lm



Code Construction - Costruzione del codice

BS2 X X X



Accessories - Accessori

AL7022
24VDC/500mA constant current converter
Convertitore 24VDC/500mA corrente costante

Drivers - Alimentatori 350mA

- on/off
AL1034 (1..11) IP20 ⌀ 30 mm
AL1035 (1..11) IP20 ⌀ 40 mm
AL1037 (1..16) IP20 S.P. ⌀ 55 mm
- dimmmable
AL4000 (1..12) IP20 PUSH 0/1..10V ⌀ 72 mm
ALD435 (1..11) IP20 DALI 2 PUSH ⌀ 36 mm
AL4051 (2..14) IP20 DALI 2 ⌀ 72 mm
AL4053 (1..14) IP20 PUSH IGBT-TRIAC ⌀ 56 mm

Drivers - Alimentatori 500mA

- on/off
AL1074 (1..7) IP20 ⌀ 30 mm
AL1077 (1..6) IP20 ⌀ 40 mm
AL1084 (1..11) IP20 S.P. ⌀ 55 mm
- dimmmable
AL4010 (1..12) IP20 PUSH 0/1..10V ⌀ 72 mm
ALD450 (1..7) IP20 DALI 2 PUSH ⌀ 36 mm
AL4151 (2..14) IP20 DALI 2 ⌀ 72 mm
AL4153 (1..14) IP20 PUSH IGBT-TRIAC ⌀ 56 mm

BABA R6

design: Roberto Mantovani



[DATASHEET](#)

[INSTALLATION MANUAL](#)

[CERTIFICATIONS](#)

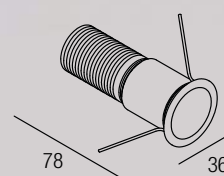
[LDT-IES](#)

[DRAWINGS](#)

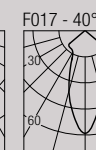


Recessed optic downlight

3-6W · 350-500mA (V, 8,7V) · Series wiring - Cablaggio in serie
CRI85 · 2-Step MacAdam

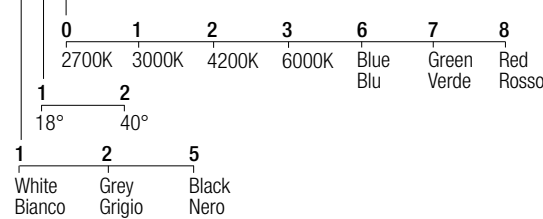


	350mA	500mA
2700K	267 lm	384 lm
3000K	279 lm	400 lm
4200K	309 lm	462 lm
6000K	342 lm	495 lm



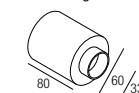
Code Construction - Costruzione del codice

BW1 X X X



Accessories - Accessori

CS1006
Recessing box - Controcassa



LBW101
Low luminance louver
Filtro antiabbagliamento



SBW101
Milky screen - Schermo opale



AL7022
24VDC/500mA constant current converter
Convertitore 24VDC/500mA corrente costante

Note - Nota
The filter and the screen must be ordered together with the lighting fixture - Il filtro e lo schermo devono essere ordinati congiuntamente all'apparecchio.

Drivers - Alimentatori 350mA

- on/off
AL1034 (1..3) IP20 ⌀ 30 mm
AL1035 (1..3) IP20 ⌀ 40 mm
AL1037 (1..5) IP20 S.P. ⌀ 55 mm
- dimmmable
AL4000 (1..4) IP20 PUSH 0/1..10V ⌀ 72 mm
ALD435 (1..3) IP20 DALI 2 PUSH ⌀ 36 mm
AL4051 (1..4) IP20 DALI 2 ⌀ 72 mm
AL4053 (1..4) IP20 PUSH IGBT-TRIAC ⌀ 56 mm

Drivers - Alimentatori 500mA

- on/off
AL1074 (1..2) IP20 ⌀ 30 mm
AL1077 (1..2) IP20 ⌀ 40 mm
AL1084 (1..3) IP20 S.P. ⌀ 55 mm
- dimmmable
AL4010 (1..4) IP20 PUSH 0/1..10V ⌀ 72 mm
ALD450 (1..2) IP20 DALI 2 PUSH ⌀ 36 mm
AL4151 (1..4) IP20 DALI 2 ⌀ 72 mm
AL4153 (1..4) IP20 PUSH IGBT-TRIAC ⌀ 56 mm



BABA R6 EVO

design: Roberto Mantovani



[DATASHEET](#)

[INSTALLATION MANUAL](#)

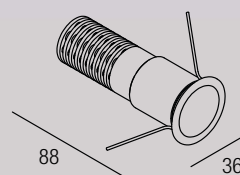
[CERTIFICATIONS](#)

[LDT-IES](#) [DRAWINGS](#)

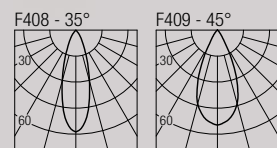


Recessed optic downlight

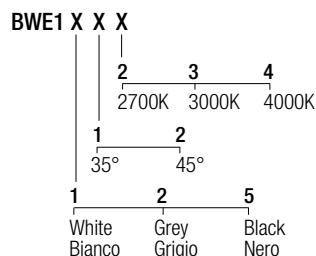
6W · 500mA (V_i 9V) · Series wiring - Cablaggio in serie
CRI98 · 2-Step MacAdam



2700K	540 lm
3000K	600 lm
4000K	620 lm



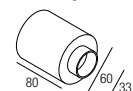
Code Construction - Costruzione del codice



Accessories - Accessori

CS1006

Recessing box - Controcassa



LBWE101

Low luminance louver
Filtro antiabbagliamento



SBWE101

Milky screen - Schermo opale



AL7022

24VDC/500mA constant
current converter
Convertitore 24VDC/500mA
corrente costante

Note - Nota
The filter and the
screen must be
ordered together
with the lighting
fixture - Il filtro e lo
schermo devono
essere ordinati
congiuntamente
all'apparecchio.

Drivers - Alimentatori 500mA

on/off

AL1074 (1..2) IP20 \varnothing 30 mm

AL1077 (1..2) IP20 \varnothing 40 mm

AL1084 (1..3) IP20 S.P. \varnothing 55 mm

dimnable

AL4010 (1..4) IP20 PUSH 0/1..10V \varnothing 72 mm

ALD450 (1..2) IP20 DALI 2 PUSH \varnothing 36 mm

AL4151 (1..4) IP20 DALI 2 \varnothing 72 mm

AL4153 (1..4) IP20 PUSH IGBT-TRIAC \varnothing 56 mm

BABA Q6

design: Roberto Mantovani



[DATASHEET](#)

[INSTALLATION MANUAL](#)

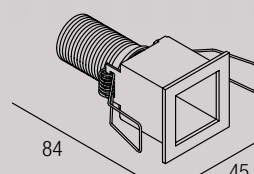
[CERTIFICATIONS](#)

[LDT-IES](#) [DRAWINGS](#)

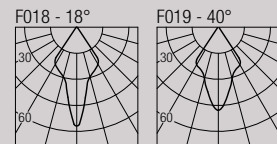


Recessed optic downlight

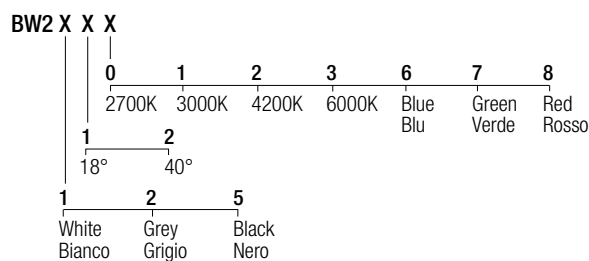
3-6W · 350-500mA (V_i 8,7V) · Series wiring - Cablaggio in serie
CRI85 · 2-Step MacAdam



	350mA	500mA
2700K	267 lm	384 lm
3000K	279 lm	400 lm
4200K	309 lm	462 lm
6000K	342 lm	495 lm



Code Construction - Costruzione del codice



Accessories - Accessori

LBW201

Low luminance louver
Filtro antiabbagliamento



SBW201

Milky screen - Schermo opale



AL7022

24VDC/500mA constant
current converter
Convertitore 24VDC/500mA
corrente costante

Note - Nota
The filter and the
screen must be
ordered together
with the lighting
fixture - Il filtro e lo
schermo devono
essere ordinati
congiuntamente
all'apparecchio.

Drivers - Alimentatori 350mA

on/off

AL1034 (1..3) IP20 \varnothing 30 mm

AL1035 (1..3) IP20 \varnothing 40 mm

AL1037 (1..5) IP20 S.P. \varnothing 55 mm

dimnable

AL4000 (1..4) IP20 PUSH 0/1..10V \varnothing 72 mm

ALD435 (1..3) IP20 DALI 2 PUSH \varnothing 36 mm

AL4051 (1..4) IP20 DALI 2 \varnothing 72 mm

AL4053 (1..4) IP20 PUSH IGBT-TRIAC \varnothing 56 mm

Drivers - Alimentatori 500mA

on/off

AL1074 (1..2) IP20 \varnothing 30 mm

AL1077 (1..2) IP20 \varnothing 40 mm

AL1084 (1..3) IP20 S.P. \varnothing 55 mm


dimnable

AL4010 (1..4) IP20 PUSH 0/1..10V \varnothing 72 mm

ALD450 (1..2) IP20 DALI 2 PUSH \varnothing 36 mm

AL4151 (1..4) IP20 DALI 2 \varnothing 72 mm

AL4153 (1..4) IP20 PUSH IGBT-TRIAC \varnothing 56 mm



BABA Q6 EVO

design: Roberto Mantovani




[DATASHEET](#)

[INSTALLATION MANUAL](#)

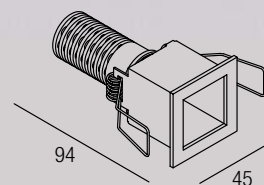
[CERTIFICATIONS](#)

[LDT-IES](#) [DRAWINGS](#)

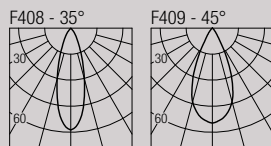


Recessed optic downlight

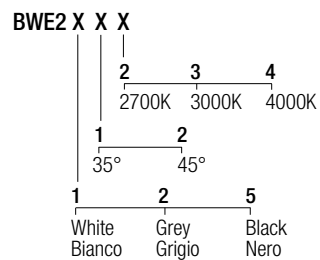
6W · 500mA (V, 9V) · Series wiring - Cablaggio in serie
CRI98 · 2-Step MacAdam



2700K — 540 lm
3000K — 600 lm
4000K — 620 lm



Code Construction - Costruzione del codice



Accessories - Accessori

LBWE201

Low luminance louver
Filtro antiabbagliamento



SBWE201

Milky screen - Schermo opale



AL7022

24VDC/500mA constant current converter
Convertitore 24VDC/500mA corrente costante

Note - Nota
The filter and the screen must be ordered together with the lighting fixture - Il filtro e lo schermo devono essere ordinati congiuntamente all'apparecchio.

Drivers - Alimentatori 500mA

on/off

AL1074 (1..2) IP20 \varnothing 30 mm

AL1077 (1..2) IP20 \varnothing 40 mm

AL1084 (1..3) IP20 S.P. \varnothing 55 mm

dimnable

AL4010 (1..4) IP20 PUSH 0/1..10V \varnothing 72 mm

ALD450 (1..2) IP20 DALI 2 PUSH \varnothing 36 mm

AL4151 (1..4) IP20 DALI 2 \varnothing 72 mm

AL4153 (1..4) IP20 PUSH IGBT-TRIAC \varnothing 56 mm

BABA R10

design: Roberto Mantovani



[DATASHEET](#)

[INSTALLATION MANUAL](#)

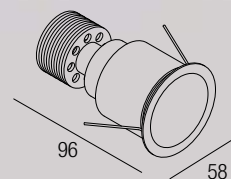
[CERTIFICATIONS](#)

[LDT-IES](#) [DRAWINGS](#)

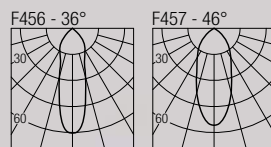


Recessed optic downlight

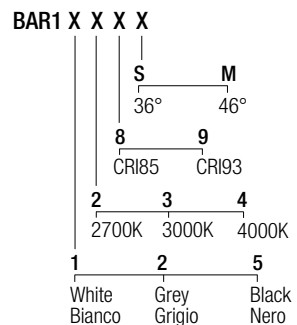
10W · 500mA (V, 18V) · Series wiring - Cablaggio in serie
CRI85 - CRI93 · 2-Step MacAdam



CRI85 CRI93
2700K — 890 lm 840 lm
3000K — 1000 lm 930 lm
4000K — 1040 lm 960 lm



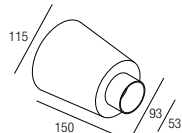
Code Construction - Costruzione del codice



Accessories - Accessori

CSBT10

Recessing box - Controcassa



LBAR101

Low luminance louver
Filtro antiabbagliamento



SBAR101

Milky screen - Schermo opale



AL7022

24VDC/500mA constant current converter
Convertitore 24VDC/500mA corrente costante

Note - Nota
The filter and the screen must be ordered together with the lighting fixture - Il filtro e lo schermo devono essere ordinati congiuntamente all'apparecchio.

Drivers - Alimentatori 500mA

on/off

AL1074 (1) IP20 \varnothing 30 mm

AL1077 (1) IP20 \varnothing 40 mm

AL1084 (1..2) IP20 S.P. \varnothing 55 mm

dimnable

AL4010 (1..2) IP20 PUSH 0/1..10V \varnothing 72 mm

ALD450 (1) IP20 DALI 2 PUSH \varnothing 36 mm

AL4151 (1..2) IP20 DALI 2 \varnothing 72 mm

AL4153 (1..2) IP20 PUSH IGBT-TRIAC \varnothing 56 mm



BABA R14

design: Roberto Mantovani



[DATASHEET](#)

[INSTALLATION MANUAL](#)

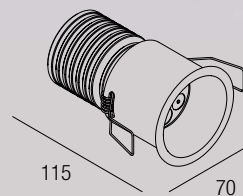
[CERTIFICATIONS](#)

[LDT-IES](#) [DRAWINGS](#)

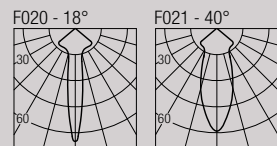


Recessed optic downlight

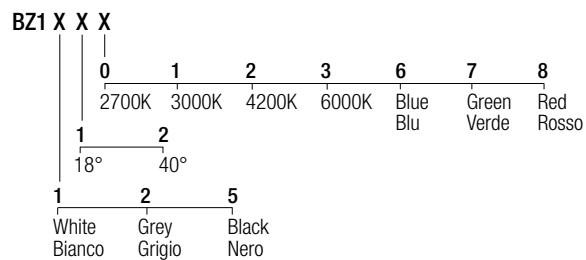
7-14W · 350-500mA (V, 20, 3V) · Series wiring - Cablaggio in serie CRI85 · 2-Step MacAdam



	350mA	500mA
2700K	623 lm	896 lm
3000K	651 lm	931 lm
4200K	721 lm	1078 lm
6000K	798 lm	1155 lm



Code Construction - Costruzione del codice



Accessories - Accessori

LBZ101

Low luminance louver
Filtro antiabbagliamento



Note - Nota
The filter must be ordered together with the lighting fixture. Il filtro deve essere ordinato congiuntamente all'apparecchio.

Drivers - Alimentatori 350mA

- on/off
AL1034 (1) IP20 ⌀ 30 mm
AL1035 (1) IP20 ⌀ 40 mm
AL1037 (1..2) IP20 S.P. ⌀ 55 mm
 dimmable
AL4000 (1) IP20 PUSH 0/1..10V ⌀ 72 mm
ALD435 (1) IP20 DALI 2 PUSH ⌀ 36 mm
AL4051 (1) IP20 DALI 2 ⌀ 72 mm
AL4053 (1) IP20 PUSH IGBT-TRIAC ⌀ 56 mm

Drivers - Alimentatori 500mA

- on/off
AL1074 (1) IP20 ⌀ 30 mm
AL1084 (1) IP20 S.P. ⌀ 55 mm
 dimmable
AL4010 (1) IP20 PUSH 0/1..10V ⌀ 72 mm
ALD450 (1) IP20 DALI 2 PUSH ⌀ 36 mm
AL4151 (1) IP20 DALI 2 ⌀ 72 mm
AL4153 (1) IP20 PUSH IGBT-TRIAC ⌀ 56 mm

FRANNY 6

design: Rod&Todd



[DATASHEET](#)

[INSTALLATION MANUAL](#)

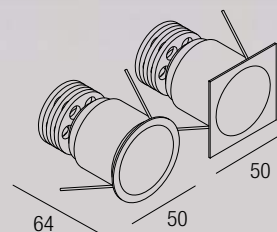
[CERTIFICATIONS](#)

[LDT-IES](#) [DRAWINGS](#)

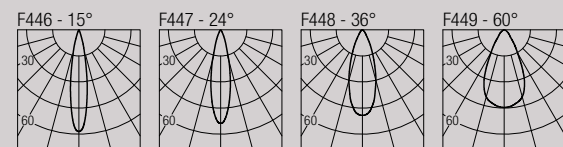


Recessed optic downlight

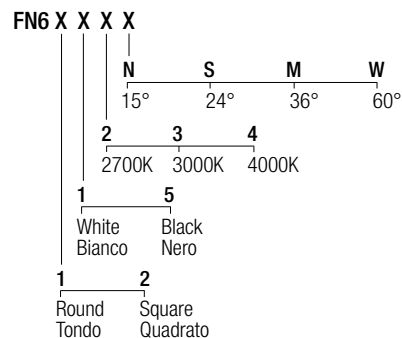
6W · 500mA (V, 9V) · Series wiring - Cablaggio in serie CRI98 · 2-Step MacAdam



	2700K	3000K	4000K
	540 lm	600 lm	620 lm



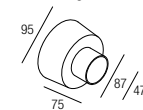
Code Construction - Costruzione del codice



Accessories - Accessori

CSFB01

Recessing box - Controcassa



LFN601

Low luminance louver
Filtro antiabbagliamento



SFN601

Milky screen - Schermo opale



AL7022

24VDC/500mA constant current converter
Convertitore 24VDC/500mA corrente costante

Note - Nota
The filter and the screen must be ordered together with the lighting fixture. Il filtro e lo schermo devono essere ordinati congiuntamente all'apparecchio.

Drivers - Alimentatori 500mA

- on/off
AL1074 (1..2) IP20 ⌀ 30 mm
AL1077 (1..2) IP20 ⌀ 40 mm
AL1084 (1..3) IP20 S.P. ⌀ 55 mm
 dimmable
AL4010 (1..4) IP20 PUSH 0/1..10V ⌀ 72 mm
ALD450 (1..2) IP20 DALI 2 PUSH ⌀ 36 mm
AL4151 (1..4) IP20 DALI 2 ⌀ 72 mm
AL4153 (1..4) IP20 PUSH IGBT-TRIAC ⌀ 56 mm



FRANNY 10

design: Rod&Todd



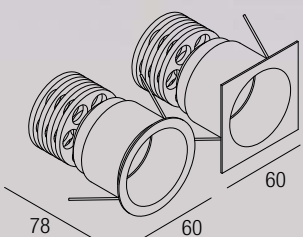
[DATASHEET](#)

[INSTALLATION MANUAL](#)

[CERTIFICATIONS](#)

[LDT-IES](#)

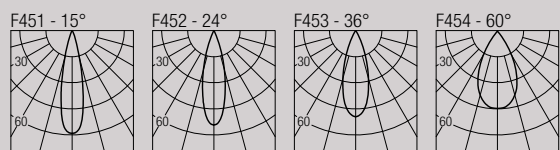
[DRAWINGS](#)



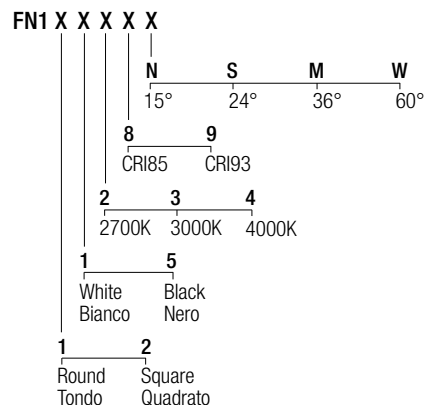
Recessed optic downlight

10W · 500mA (V, 18V) · Series wiring - Cablaggio in serie
CRI85 - CRI93 · 2-Step MacAdam

	CRI85	CRI93
2700K	890 lm	840 lm
3000K	1000 lm	930 lm
4000K	1040 lm	960 lm



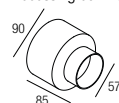
Code Construction - Costruzione del codice



Accessories - Accessori

CSFX01

Recessing box - Controcassa



LFN101

Low luminance louver
Filtro antiabbagliamento



SFN101

Milky screen - Schermo opale



AL7022

24VDC/500mA constant current converter
Convertitore 24VDC/500mA corrente costante

Note - Nota
The filter and the screen must be ordered together with the lighting fixture - Il filtro e lo schermo devono essere ordinati congiuntamente all'apparecchio.



FRANNY 724

design: Rod&Todd



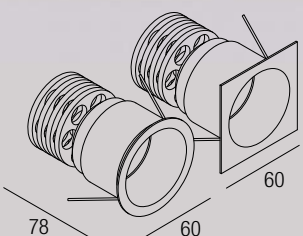
[DATASHEET](#)

[INSTALLATION MANUAL](#)

[CERTIFICATIONS](#)

[LDT-IES](#)

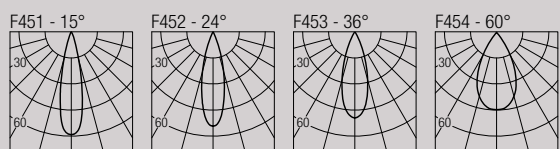
[DRAWINGS](#)



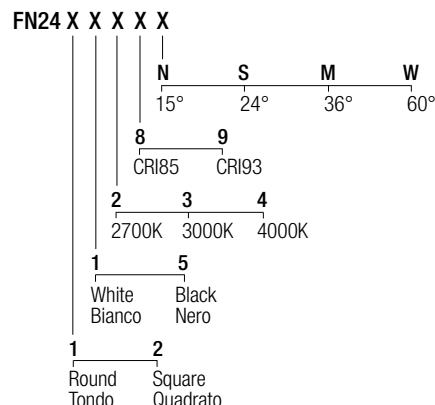
Recessed optic downlight

7W · 24VDC · Parallel wiring - Cablaggio in parallelo
CRI85 - CRI93 · 2-Step MacAdam

	CRI85	CRI93
2700K	630 lm	590 lm
3000K	700 lm	650 lm
4000K	730 lm	670 lm



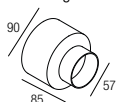
Code Construction - Costruzione del codice



Accessories - Accessori

CSFX01

Recessing box - Controcassa



LFN2401

Low luminance louver
Filtro antiabbagliamento



SFN2401

Milky screen - Schermo opale



Note - Nota
The filter and the screen must be ordered together with the lighting fixture - Il filtro e lo schermo devono essere ordinati congiuntamente all'apparecchio.

Drivers - Alimentatori 24VDC

on/off

AL2124 (1) IP20 ⌀28 mm

AL2012 (1..3) IP20 ⌀60 mm

AL2031 (1..10) IP20 ⌀70 mm

AL2040 (1..21) IP20 ⌀80 mm

dimmable

AL5012 (1..3) IP20 DALI 2 PUSH 0/1..10V ⌀45 mm

AL5241 (1..14) IP20 DALI 2 PUSH ⌀70 mm

dimming module

AL7035 IP20 DALI 2 PUSH 0/1..10V ⌀44 mm

Note - Nota

Dimming module AL7035 to be used in combination with a 24VDC power supply.

Modulo di dimmerazione AL7035 da utilizzare in combinazione con un alimentatore 24VDC.



FRANNY 20

design: Rod&Todd

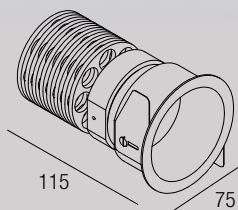


[DATASHEET](#)

[INSTALLATION MANUAL](#)

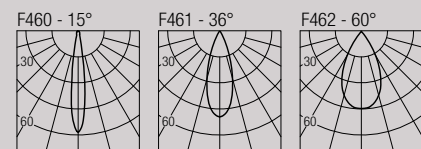
[CERTIFICATIONS](#)

[LDT-IES](#) [DRAWINGS](#)

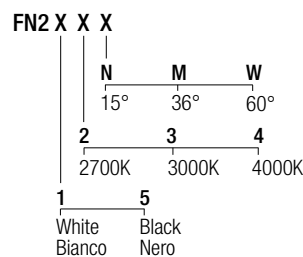


Recessed optic downlight
20W · 500mA (V, 36V)
CRI95 · 2-Step MacAdam

2700K — 1830 lm
3000K — 2000 lm
4000K — 2100 lm



Code Construction - Costruzione del codice



Accessories - Accessori

LFN201
Low luminance louver
Filtro antiabbagliamento



SFN201
Milky screen - Schermo opale



Note - Nota
The filter and the screen must be ordered together with the lighting fixture - Il filtro e lo schermo devono essere ordinati congiuntamente all'apparecchio.

Drivers - Alimentatori 500mA

- on/off
AL1084 (1) IP20 S.P. \varnothing 55 mm
- dimmmable
AL4010 (1) IP20 PUSH 0/1..10V \varnothing 72 mm
ALB451 (1) IP20 DALI 2 PUSH \varnothing 46 mm
AL4151 (1) IP20 DALI 2 \varnothing 72 mm
AL4153 (1) IP20 PUSH IGBT-TRIAC \varnothing 56 mm

LEAF 6 UGR

design: Roberto Mantovani

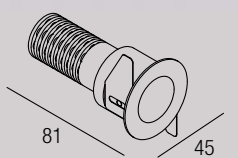


[DATASHEET](#)

[INSTALLATION MANUAL](#)

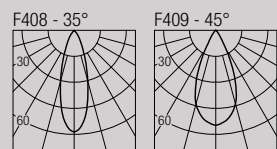
[CERTIFICATIONS](#)

[LDT-IES](#) [DRAWINGS](#)

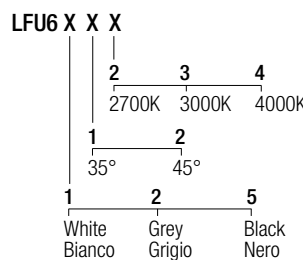


Recessed optic downlight
6W · 500mA (V, 9V) · Series wiring - Cablaggio in serie
CRI98 · 2-Step MacAdam

2700K — 540 lm
3000K — 600 lm
4000K — 620 lm



Code Construction - Costruzione del codice



Accessories - Accessori

LLFU601
Low luminance louver
Filtro antiabbagliamento



SLFU601
Milky screen - Schermo opale



AL7022
24VDC/500mA constant current converter
Convertitore 24VDC/500mA corrente costante

Note - Nota
The filter and the screen must be ordered together with the lighting fixture - Il filtro e lo schermo devono essere ordinati congiuntamente all'apparecchio.

Drivers - Alimentatori 500mA

- on/off
AL1074 (1..2) IP20 \varnothing 30 mm
AL1077 (1..2) IP20 \varnothing 40 mm
AL1084 (1..3) IP20 S.P. \varnothing 55 mm
- dimmmable
AL4010 (1..4) IP20 PUSH 0/1..10V \varnothing 72 mm
ALD450 (1..2) IP20 DALI 2 PUSH \varnothing 36 mm
AL4151 (1..4) IP20 DALI 2 \varnothing 72 mm
AL4153 (1..4) IP20 PUSH IGBT-TRIAC \varnothing 56 mm



LEAF 10 UGR

design: Roberto Mantovani

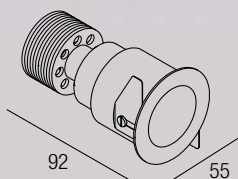


[DATASHEET](#)

[INSTALLATION MANUAL](#)

[CERTIFICATIONS](#)

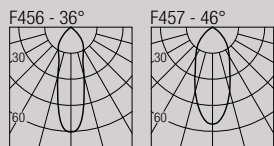
[LDT-IES](#) [DRAWINGS](#)



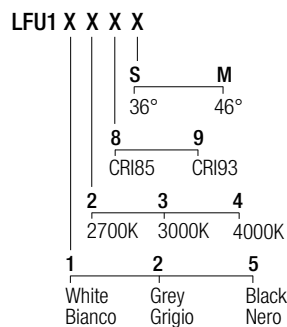
Recessed optic downlight

10W · 500mA (V_i 18V) · Series wiring - Cablaggio in serie
CRI85 - CRI93 · 2-Step MacAdam

	CRI85	CRI93
2700K	890 lm	840 lm
3000K	1000 lm	930 lm
4000K	1040 lm	960 lm



Code Construction - Costruzione del codice



Accessories - Accessori

LLFU101
Low luminance louver
Filtro antiabbagliamento



SLFU101
Milky screen - Schermo opale



AL7022
24VDC/500mA constant current converter
Convertitore 24VDC/500mA corrente costante

Note - Nota
The filter and the screen must be ordered together with the lighting fixture - Il filtro e lo schermo devono essere ordinati congiuntamente all'apparecchio.

Drivers - Alimentatori 500mA

on/off
AL1074 (1) IP20 \varnothing 30 mm
AL1077 (1) IP20 \varnothing 40 mm
AL1084 (1..2) IP20 S.P. \varnothing 55 mm
dimmmable
AL4010 (1..2) IP20 PUSH 0/1..10V \varnothing 72 mm
ALD450 (1) IP20 DALI 2 PUSH \varnothing 36 mm
AL4151 (1..2) IP20 DALI 2 \varnothing 72 mm
AL4153 (1..2) IP20 PUSH IGBT-TRIAC \varnothing 56 mm

MACAIA

design: Roberto Mantovani

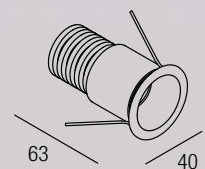


[DATASHEET](#)

[INSTALLATION MANUAL](#)

[CERTIFICATIONS](#)

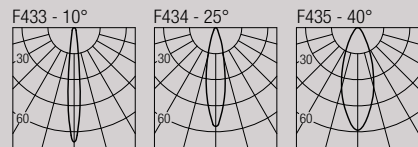
[LDT-IES](#) [DRAWINGS](#)



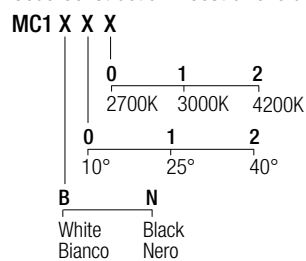
Recessed optic downlight

2W · 24VDC · Parallel wiring - Cablaggio in parallelo
CRI85 · 2-Step MacAdam

	2700K	3000K	4200K
	128 lm	133 lm	154 lm



Code Construction - Costruzione del codice



Accessories - Accessori

LMC101
Low luminance louver
Filtro antiabbagliamento



Note - Nota
The filter must be ordered together with the lighting fixture. Il filtro deve essere ordinato congiuntamente all'apparecchio.

Drivers - Alimentatori 24VDC

on/off
AL2124 (1..5) IP20 \varnothing 28 mm
AL2012 (1..12) IP20 \varnothing 60 mm
AL2031 (1..35) IP20 \varnothing 70 mm
dimmmable
AL5012 (1..12) IP20 DALI 2 PUSH 0/1..10V \varnothing 45 mm
dimmming module
AL7035 IP20 DALI 2 PUSH 0/1..10V \varnothing 44 mm
Note - Nota
Dimming module AL7035 to be used in combination with a 24VDC power supply.
Modulo di dimmerazione AL7035 da utilizzare in combinazione con un alimentatore 24VDC.



NEIL

design: Roberto Mantovani



[DATASHEET](#)

[INSTALLATION MANUAL](#)

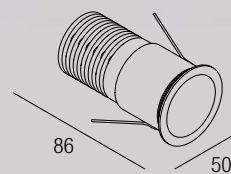
[CERTIFICATIONS](#)

[LDT-IES](#) [DRAWINGS](#)

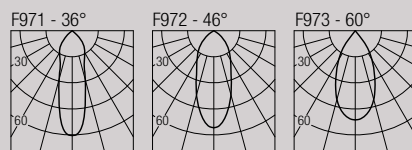


Recessed optic downlight

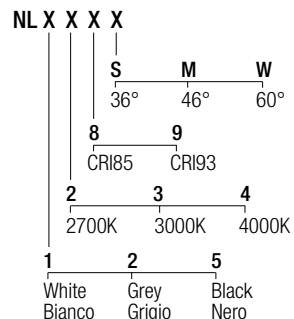
7W · 24VDC · Parallel wiring - Cablaggio in parallelo
CRI85 · CRI93 · 2-Step MacAdam



	CRI85	CRI93
2700K	630 lm	590 lm
3000K	700 lm	650 lm
4000K	730 lm	670 lm



Code Construction - Costruzione del codice



Drivers - Alimentatori 24VDC

- on/off
- AL2124 (1) IP20 \varnothing 28 mm
 - AL2012 (1..3) IP20 \varnothing 60 mm
 - AL2031 (1..10) IP20 \varnothing 70 mm
 - AL2040 (1..21) IP20 \varnothing 80 mm
- dimnable
- AL5012 (1..3) IP20 DALI 2 PUSH 0/1..10V \varnothing 45 mm
 - AL5241 (1..14) IP20 DALI 2 PUSH \varnothing 70 mm
- dimming module
- AL7035 IP20 DALI 2 PUSH 0/1..10V \varnothing 44 mm
- Note - Nota
Dimming module AL7035 to be used in combination with a 24VDC power supply.
Modulo di dimmerazione AL7035 da utilizzare in combinazione con un alimentatore 24VDC.

CORE 2

design: Lapo Grassellini



[DATASHEET](#)

[INSTALLATION MANUAL](#)

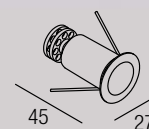
[CERTIFICATIONS](#)

[LDT-IES](#) [DRAWINGS](#)

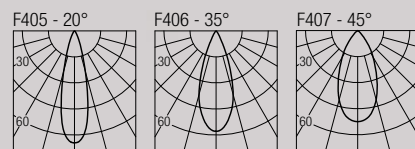


Recessed optic downlight

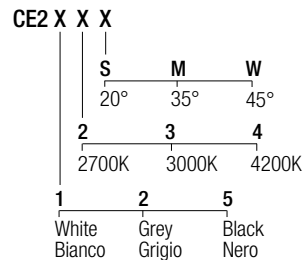
1-2W · 350-500mA (V_i 2,9V) · Series wiring - Cablaggio in serie
CRI85 · 2-Step MacAdam



	350mA	500mA
2700K	89 lm	128 lm
3000K	93 lm	133 lm
4200K	103 lm	154 lm



Code Construction - Costruzione del codice



Accessories - Accessori

- AL7022
24VDC/500mA constant current converter
Convertitore 24VDC/500mA corrente costante

Drivers - Alimentatori 350mA

- on/off
- AL1034 (1..11) IP20 \varnothing 30 mm
 - AL1035 (1..11) IP20 \varnothing 40 mm
 - AL1037 (1..16) IP20 S.P. \varnothing 55 mm
- dimnable
- AL4000 (1..12) IP20 PUSH 0/1..10V \varnothing 72 mm
 - ALD435 (1..11) IP20 DALI 2 PUSH \varnothing 36 mm
 - AL4051 (2..14) IP20 DALI 2 \varnothing 72 mm
 - AL4053 (1..14) IP20 PUSH IGBT-TRIAC \varnothing 56 mm

Drivers - Alimentatori 500mA

- on/off
- AL1074 (1..7) IP20 \varnothing 30 mm
 - AL1077 (1..6) IP20 \varnothing 40 mm
 - AL1084 (1..11) IP20 S.P. \varnothing 55 mm
- dimnable
- AL4010 (1..12) IP20 PUSH 0/1..10V \varnothing 72 mm
 - ALD450 (1..7) IP20 DALI 2 PUSH \varnothing 36 mm
 - AL4151 (2..14) IP20 DALI 2 \varnothing 72 mm
 - AL4153 (1..14) IP20 PUSH IGBT-TRIAC \varnothing 56 mm



CORE 6

design: Lapo Grassellini



[DATASHEET](#)

[INSTALLATION MANUAL](#)

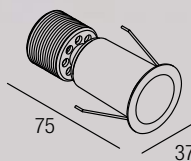
[CERTIFICATIONS](#)

[LDT-IES](#) [DRAWINGS](#)

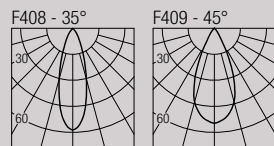


Recessed optic downlight

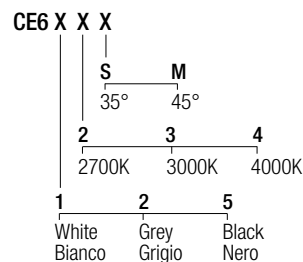
6W - 500mA (V, 9V) - Series wiring - Cablaggio in serie
CRI98 - 2-Step MacAdam



2700K **540 lm**
3000K **600 lm**
4000K **620 lm**



Code Construction - Costruzione del codice



Accessories - Accessori

LCE601
Low luminance louver
Filtro antiabbagliamento

SCE601
Milky screen - Schermo opale

AL7022
24VDC/500mA constant
current converter
Convertitore 24VDC/500mA
corrente costante

Note - Nota
The filter and the
screen must be
ordered together
with the lighting
fixture - Il filtro e lo
schermo devono
essere ordinati
congiuntamente
all'apparecchio.

Drivers - Alimentatori 500mA

on/off
AL1074 (1..2) IP20 \varnothing 30 mm
AL1077 (1..2) IP20 \varnothing 40 mm
AL1084 (1..3) IP20 S.P. \varnothing 55 mm
dimmmable
AL4010 (1..4) IP20 PUSH 0/1..10V \varnothing 72 mm
ALD450 (1..2) IP20 DALI 2 PUSH \varnothing 36 mm
AL4151 (1..4) IP20 DALI 2 \varnothing 72 mm
AL4153 (1..4) IP20 PUSH IGBT-TRIAC \varnothing 56 mm

CORE 10

design: Lapo Grassellini



[DATASHEET](#)

[INSTALLATION MANUAL](#)

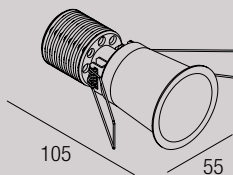
[CERTIFICATIONS](#)

[LDT-IES](#) [DRAWINGS](#)

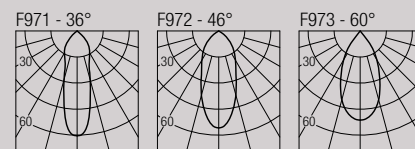


Recessed optic downlight

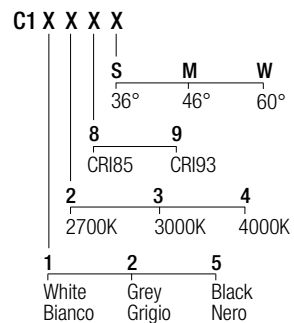
10W - 250mA (V, 36V)
CRI85 - CRI93 - 2-Step MacAdam



CRI85 CRI93
2700K **890 lm** **840 lm**
3000K **1000 lm** **930 lm**
4000K **1040 lm** **960 lm**



Code Construction - Costruzione del codice



Accessories - Accessori

LOH1 White - Bianco
LOH1B Black - Nero
LOH1G Grey - Grigio
Low luminance louver
Filtro antiabbagliamento

SC101
Milky screen - Schermo opale

Note - Nota
The screen must be ordered
together with the lighting fixture.
Lo schermo deve essere ordinato
congiuntamente all'apparecchio.

Drivers - Alimentatori 250mA

on/off
AL1025 (1) IP20 \varnothing 40 mm
dimmmable
AL4030 (1) IP20 0/1..10V \varnothing 55 mm
ALD425 (1) IP20 DALI 2 PUSH \varnothing 36 mm
AL4031 (1) IP20 DALI 2 \varnothing 55 mm
AL4032 (1) IP20 IGBT-TRIAC \varnothing 55 mm



CORE 20

design: Lapo Grassellini



[DATASHEET](#)

[INSTALLATION MANUAL](#)

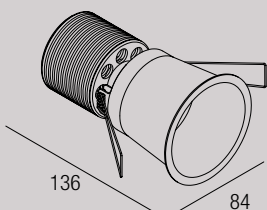
[CERTIFICATIONS](#)

[LDT-IES](#) [DRAWINGS](#)

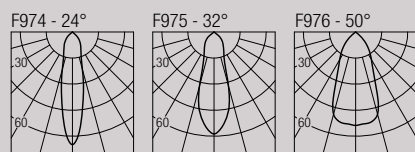


Recessed optic downlight

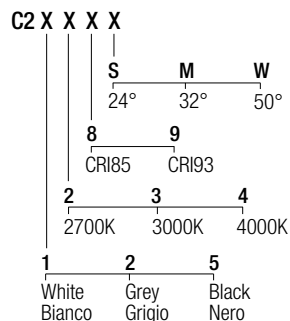
20W · 500mA (V_i 36V)
CRI85 - CRI93 · 2-Step MacAdam



	CRI85	CRI93
2700K	1830 lm	1700 lm
3000K	2000 lm	1830 lm
4000K	2100 lm	1950 lm



Code Construction - Costruzione del codice



Accessories - Accessori

- LOH2 White - Bianco
- LOH2B Black - Nero
- LOH2G Grey - Grigio
- Low luminance louver
- Filtro antiabbagliamento



SC201
Milky screen - Schermo opale



Note - Nota
The screen must be ordered together with the lighting fixture. Lo schermo deve essere ordinato congiuntamente all'apparecchio.

Drivers - Alimentatori 500mA

- on/off
- AL1084** (1) IP20 S.P. ⌀ 55 mm
- dimmable
- AL4010** (1) IP20 PUSH 0/1..10V ⌀ 72 mm
- ALB451** (1) IP20 DALI 2 PUSH ⌀ 46 mm
- AL4151** (1) IP20 DALI 2 ⌀ 72 mm
- AL4153** (1) IP20 PUSH IGBT-TRIAC ⌀ 56 mm

BLACK 2

design: Lapo Grassellini



[DATASHEET](#)

[INSTALLATION MANUAL](#)

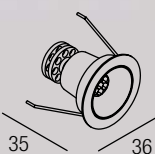
[CERTIFICATIONS](#)

[LDT-IES](#) [DRAWINGS](#)

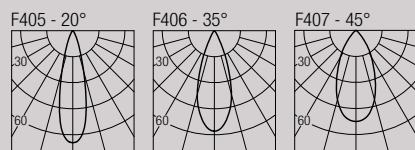


Recessed optic downlight

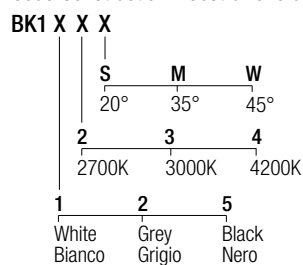
1-2W · 350-500mA (V_i 2,9V) · Series wiring - Cablaggio in serie
CRI85 · 2-Step MacAdam



	350mA	500mA
2700K	89 lm	128 lm
3000K	93 lm	133 lm
4200K	103 lm	154 lm



Code Construction - Costruzione del codice



Note - Nota
The finishing refers to the outer ring of the luminaire only, the inner part of the optical compartment is always black. La finitura fa riferimento al solo anello esterno dell'apparecchio, la parte interna del vano ottico è sempre di colore nero.

Accessories - Accessori

- AL7022**
24VDC/500mA constant current converter
Convertitore 24VDC/500mA corrente costante

Drivers - Alimentatori 350mA

- on/off
- AL1034** (1..11) IP20 ⌀ 30 mm
- AL1035** (1..11) IP20 ⌀ 40 mm
- AL1037** (1..16) IP20 S.P. ⌀ 55 mm
- dimmable
- AL4000** (1..12) IP20 PUSH 0/1..10V ⌀ 72 mm
- ALD435** (1..11) IP20 DALI 2 PUSH ⌀ 36 mm
- AL4051** (2..14) IP20 DALI 2 ⌀ 72 mm
- AL4053** (1..14) IP20 PUSH IGBT-TRIAC ⌀ 56 mm

Drivers - Alimentatori 500mA

- on/off
- AL1074** (1..7) IP20 ⌀ 30 mm
- AL1077** (1..6) IP20 ⌀ 40 mm
- AL1084** (1..11) IP20 S.P. ⌀ 55 mm
- dimmable
- AL4010** (1..12) IP20 PUSH 0/1..10V ⌀ 72 mm
- ALD450** (1..7) IP20 DALI 2 PUSH ⌀ 36 mm
- AL4151** (2..14) IP20 DALI 2 ⌀ 72 mm
- AL4153** (1..14) IP20 PUSH IGBT-TRIAC ⌀ 56 mm



BLACK 6

design: Lapo Grassellini



[DATASHEET](#)

[INSTALLATION MANUAL](#)

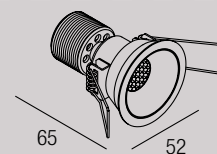
[CERTIFICATIONS](#)

[LDT-IES](#) [DRAWINGS](#)

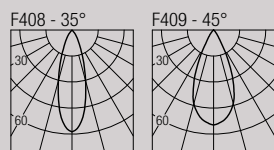


Recessed optic downlight

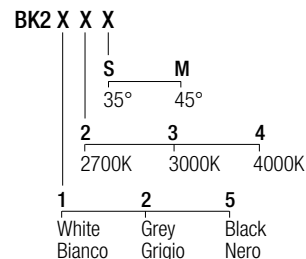
6W · 500mA (V,9V) · Series wiring - Cablaggio in serie
CRI98 · 2-Step MacAdam



2700K	540 lm
3000K	600 lm
4000K	620 lm



Code Construction - Costruzione del codice



Note - Nota
The finishing refers to the outer ring of the luminaire only, the inner part of the optical compartment is always black. La finitura fa riferimento al solo anello esterno dell'apparecchio, la parte interna del vano ottico è sempre di colore nero.

Accessories - Accessori

AL7022
24VDC/500mA constant current converter
Convertitore 24VDC/500mA corrente costante

Drivers - Alimentatori 500mA

on/off
AL1074 (1..2) IP20 \varnothing 30 mm
AL1077 (1..2) IP20 \varnothing 40 mm
AL1084 (1..3) IP20 S.P. \varnothing 55 mm
dimmmable
AL4010 (1..4) IP20 PUSH 0/1..10V \varnothing 72 mm
ALD450 (1..2) IP20 DALI 2 PUSH \varnothing 36 mm
AL4151 (1..4) IP20 DALI 2 \varnothing 72 mm
AL4153 (1..4) IP20 PUSH IGBT-TRIAC \varnothing 56 mm

BLACK 10

design: Lapo Grassellini



[DATASHEET](#)

[INSTALLATION MANUAL](#)

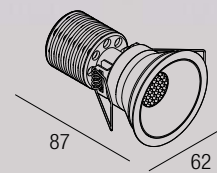
[CERTIFICATIONS](#)

[LDT-IES](#) [DRAWINGS](#)

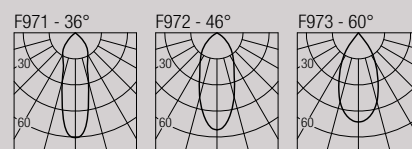


Recessed optic downlight

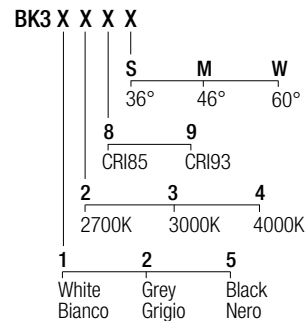
10W · 250mA (V,36V)
CRI85 - CRI93 · 2-Step MacAdam



	CRI85	CRI93
2700K	890 lm	840 lm
3000K	1000 lm	930 lm
4000K	1040 lm	960 lm



Code Construction - Costruzione del codice



Note - Nota
The finishing refers to the outer ring of the luminaire only, the inner part of the optical compartment is always black. La finitura fa riferimento al solo anello esterno dell'apparecchio, la parte interna del vano ottico è sempre di colore nero.

Drivers - Alimentatori 250mA

on/off
AL1025 (1) IP20 \varnothing 40 mm
dimmmable
AL4030 (1) IP20 0/1..10V \varnothing 55 mm
ALD425 (1) IP20 DALI 2 PUSH \varnothing 36 mm
AL4031 (1) IP20 DALI 2 \varnothing 55 mm
AL4032 (1) IP20 IGBT-TRIAC \varnothing 55 mm



HAP 110

design: Lapo Grassellini



[DATASHEET](#)

[INSTALLATION MANUAL](#)

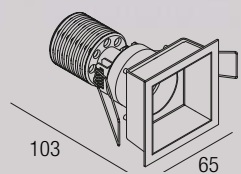
[CERTIFICATIONS](#)

[LDT-IES](#) [DRAWINGS](#)

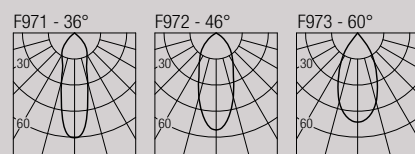


Recessed optic downlight

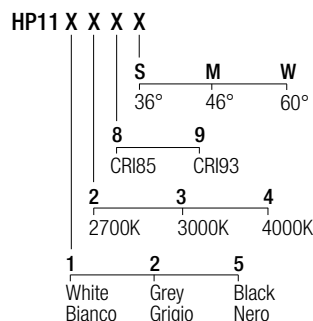
10W · 250mA (V_i 36V)
CRI85 - CRI93 · 2-Step MacAdam



	CRI85	CRI93
2700K	890 lm	840 lm
3000K	1000 lm	930 lm
4000K	1040 lm	960 lm



Code Construction - Costruzione del codice



Note - Nota
The finishing refers to the outer ring of the luminaire only, the inner part of the optical compartment is always black. La finitura fa riferimento al solo anello esterno dell'apparecchio, la parte interna del vano ottico è sempre di colore nero.

Accessories - Accessori

LOH1B Black - Nero
Low luminance louver
Filtro antiabbagliamento



SHP1101
Milky screen - Schermo opale



Note - Nota
The screen must be ordered together with the lighting fixture. Lo schermo deve essere ordinato congiuntamente all'apparecchio.

Drivers - Alimentatori 250mA

- on/off
- AL1025** (1) IP20 ⌀40 mm
- dimmmable
- AL4030** (1) IP20 0/1..10V ⌀55 mm
 - ALD425** (1) IP20 DALI 2 PUSH ⌀36 mm
 - AL4031** (1) IP20 DALI 2 ⌀55 mm
 - AL4032** (1) IP20 IGBT-TRIAC ⌀55 mm

HAP 120

design: Lapo Grassellini



[DATASHEET](#)

[INSTALLATION MANUAL](#)

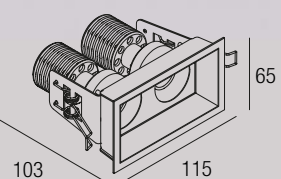
[CERTIFICATIONS](#)

[LDT-IES](#) [DRAWINGS](#)

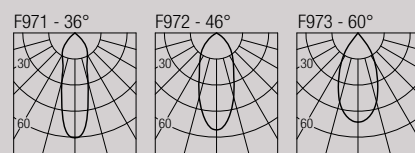


Recessed optic downlight

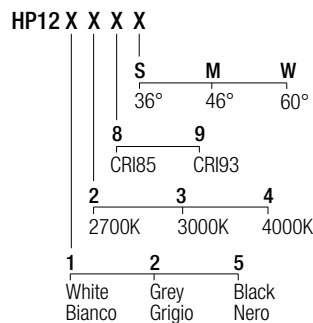
2x10W · 250mA (V_i 2x36V)
CRI85 - CRI93 · 2-Step MacAdam



	CRI85	CRI93
2700K	2 x 890 lm	2 x 840 lm
3000K	2 x 1000 lm	2 x 930 lm
4000K	2 x 1040 lm	2 x 960 lm



Code Construction - Costruzione del codice



Note - Nota
The finishing refers to the outer ring of the luminaire only, the inner part of the optical compartment is always black. La finitura fa riferimento al solo anello esterno dell'apparecchio, la parte interna del vano ottico è sempre di colore nero.

Accessories - Accessori

LOH1X2B Black - Nero (2pcs)
Low luminance louver
Filtro antiabbagliamento




SHP1201 (2pcs)
Milky screen - Schermo opale



Note - Nota
The screen must be ordered together with the lighting fixture. Lo schermo deve essere ordinato congiuntamente all'apparecchio.

Drivers - Alimentatori 250mA

- on/off
- AL1025** (1) IP20 ⌀40 mm
- dimmmable
- AL4030** (1) IP20 0/1..10V ⌀55 mm
 - ALD425** (1) IP20 DALI 2 PUSH ⌀36 mm
 - AL4031** (1) IP20 DALI 2 ⌀55 mm
 - AL4032** (1) IP20 IGBT-TRIAC ⌀55 mm
- Note - Nota
Each fixture needs 2 drivers. Considerare 2 alimentatori per ogni apparecchio.



HAP 130

design: Lapo Grassellini

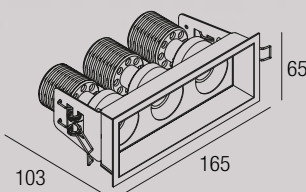
158x57 mm IP40

[DATASHEET](#)

[INSTALLATION MANUAL](#)

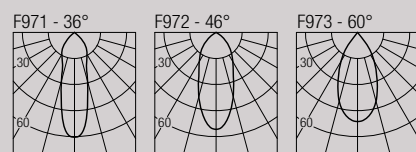
[CERTIFICATIONS](#)

[LDT-IES](#) [DRAWINGS](#)

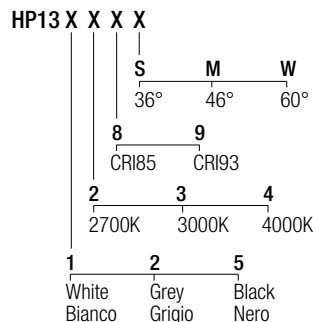


Recessed optic downlight
 3x10W · 250mA (V_i 3x36V)
 CRI85 - CRI93 · 2-Step MacAdam

	CRI85	CRI93
2700K	3 x 890 lm	3 x 840 lm
3000K	3 x 1000 lm	3 x 930 lm
4000K	3 x 1040 lm	3 x 960 lm



Code Construction - Costruzione del codice



Note - Nota
 The finishing refers to the outer ring of the luminaire only, the inner part of the optical compartment is always black. La finitura fa riferimento al solo anello esterno dell'apparecchio, la parte interna del vano ottico è sempre di colore nero.

Accessories - Accessori

LOH1X3B Black - Nero (3pcs)
 Low luminance louver
 Filtro antiabbagliamento



SHP1301 (3pcs)
 Milky screen - Schermo opale



Note - Nota
 The screen must be ordered together with the lighting fixture. Lo schermo deve essere ordinato congiuntamente all'apparecchio.

Drivers - Alimentatori 250mA

on/off
AL1025 (1) IP20 ⌀ 40 mm
 dimmable
AL4030 (1) IP20 0/1..10V ⌀ 55 mm
ALD425 (1) IP20 DALI 2 PUSH ⌀ 36 mm
AL4031 (1) IP20 DALI 2 ⌀ 55 mm
AL4032 (1) IP20 IGBT-TRIAC ⌀ 55 mm

Note - Nota
 Each fixture needs 3 drivers. Considerare 3 alimentatori per ogni apparecchio.

HAP 140

design: Lapo Grassellini

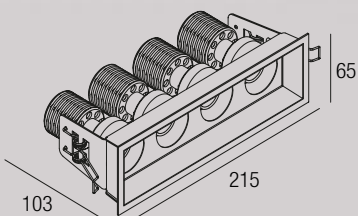
208x57 mm IP40

[DATASHEET](#)

[INSTALLATION MANUAL](#)

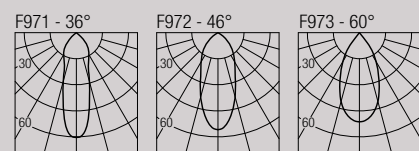
[CERTIFICATIONS](#)

[LDT-IES](#) [DRAWINGS](#)

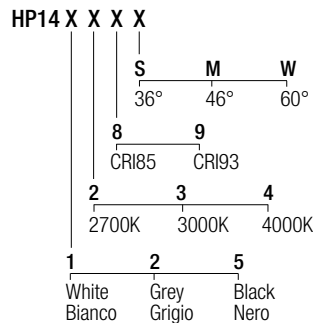


Recessed optic downlight
 4x10W · 250mA (V_i 4x36V)
 CRI85 - CRI93 · 2-Step MacAdam

	CRI85	CRI93
2700K	4 x 890 lm	4 x 840 lm
3000K	4 x 1000 lm	4 x 930 lm
4000K	4 x 1040 lm	4 x 960 lm



Code Construction - Costruzione del codice



Note - Nota
 The finishing refers to the outer ring of the luminaire only, the inner part of the optical compartment is always black. La finitura fa riferimento al solo anello esterno dell'apparecchio, la parte interna del vano ottico è sempre di colore nero.

Accessories - Accessori

LOH1X4B Black - Nero (4pcs)
 Low luminance louver
 Filtro antiabbagliamento



SHP1401 (4pcs)
 Milky screen - Schermo opale



Note - Nota
 The screen must be ordered together with the lighting fixture. Lo schermo deve essere ordinato congiuntamente all'apparecchio.

Drivers - Alimentatori 250mA

on/off
AL1025 (1) IP20 ⌀ 40 mm
 dimmable
AL4030 (1) IP20 0/1..10V ⌀ 55 mm
ALD425 (1) IP20 DALI 2 PUSH ⌀ 36 mm
AL4031 (1) IP20 DALI 2 ⌀ 55 mm
AL4032 (1) IP20 IGBT-TRIAC ⌀ 55 mm

Note - Nota
 Each fixture needs 4 drivers. Considerare 4 alimentatori per ogni apparecchio.



JIMBO 2

design: Roberto Mantovani



[DATASHEET](#)

[INSTALLATION MANUAL](#)

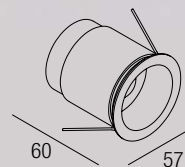
[CERTIFICATIONS](#)

[LDT-IES](#) [DRAWINGS](#)



Recessed optic downlight

1-2W · 350-500mA (V_i 2,9V) · Series wiring - Cablaggio in serie
CRI85 · 2-Step MacAdam · Adjustable optics - Ottica variabile 10°-55°



	350mA	500mA
2700K	89 lm	128 lm
3000K	93 lm	133 lm
4200K	103 lm	154 lm
6000K	114 lm	165 lm

Code Construction - Costruzione del codice

JBS X X

0	1	2	3	6	7	8
2700K	3000K	4200K	6000K	Blue Blu	Green Verde	Red Rosso
1	2	5				
White Bianco	Grey Grigio	Black Nero				

Accessories - Accessori

AL7022
24VDC/500mA constant
current converter
Convertitore 24VDC/500mA
corrente costante

Drivers - Alimentatori 350mA

on/off
AL1034 (1..11) IP20 ⌀30 mm
AL1035 (1..11) IP20 ⌀40 mm
AL1037 (1..16) IP20 S.P. ⌀55 mm

dimmmable
AL4000 (1..12) IP20 PUSH 0/1..10V ⌀72 mm
ALD435 (1..11) IP20 DALI 2 PUSH ⌀36 mm
AL4051 (2..14) IP20 DALI 2 ⌀72 mm
AL4053 (1..14) IP20 PUSH IGBT-TRIAC ⌀56 mm

Drivers - Alimentatori 500mA

on/off
AL1074 (1..7) IP20 ⌀30 mm
AL1077 (1..6) IP20 ⌀40 mm
AL1084 (1..11) IP20 S.P. ⌀55 mm

dimmmable
AL4010 (1..12) IP20 PUSH 0/1..10V ⌀72 mm
ALD450 (1..7) IP20 DALI 2 PUSH ⌀36 mm
AL4151 (2..14) IP20 DALI 2 ⌀72 mm
AL4153 (1..14) IP20 PUSH IGBT-TRIAC ⌀56 mm

JIMBO 10

design: Roberto Mantovani



[DATASHEET](#)

[INSTALLATION MANUAL](#)

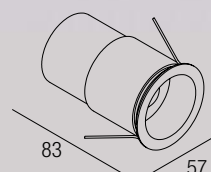
[CERTIFICATIONS](#)

[LDT-IES](#) [DRAWINGS](#)



Recessed optic downlight

10W · 250mA (V_i 36V)
CRI85 - CRI93 · 2-Step MacAdam · Adjustable optics - Ottica variabile 10°-55°



	CRI85	CRI93
2700K	890 lm	840 lm
3000K	1000 lm	930 lm
4000K	1040 lm	960 lm

Code Construction - Costruzione del codice

JBW X X X

8	9		
CRI85	CRI93		
2	3	4	
2700K	3000K	4000K	
1	2	5	
White Bianco	Grey Grigio	Black Nero	

Drivers - Alimentatori 250mA

on/off
AL1025 (1) IP20 ⌀40 mm

dimmmable
AL4030 (1) IP20 0/1..10V ⌀55 mm
ALD425 (1) IP20 DALI 2 PUSH ⌀36 mm
AL4031 (1) IP20 DALI 2 ⌀55 mm
AL4032 (1) IP20 IGBT-TRIAC ⌀55 mm



ZED

design: Roberto Mantovani



[DATASHEET](#)

[INSTALLATION MANUAL](#)

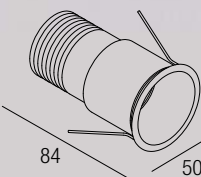
[CERTIFICATIONS](#)

[LDT-IES](#) [DRAWINGS](#)

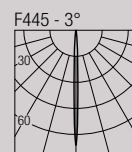


Recessed optic downlight

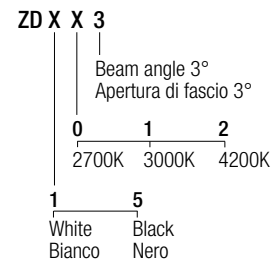
1-2W · 350-500mA (V, 2,9V) · Series wiring - Cablaggio in serie
CRI85 · 2-Step MacAdam



	350mA	500mA
2700K	89 lm	128 lm
3000K	93 lm	133 lm
4200K	103 lm	154 lm



Code Construction - Costruzione del codice



Accessories - Accessori

LZD01
Low luminance louver
Filtro antiabbagliamento

Note - Nota
The filter must be ordered together with the lighting fixture. Il filtro deve essere ordinato congiuntamente all'apparecchio.

AL7022
24VDC/500mA constant current converter
Convertitore 24VDC/500mA corrente costante

Drivers - Alimentatori 350mA

on/off
AL1034 (1..11) IP20 ⌀ 30 mm
AL1035 (1..11) IP20 ⌀ 40 mm
AL1037 (1..16) IP20 S.P. ⌀ 55 mm

dimnable
AL4000 (1..12) IP20 PUSH 0/1..10V ⌀ 72 mm
ALD435 (1..11) IP20 DALI 2 PUSH ⌀ 36 mm
AL4051 (2..14) IP20 DALI 2 ⌀ 72 mm
AL4053 (1..14) IP20 PUSH IGBT-TRIAC ⌀ 56 mm

Drivers - Alimentatori 500mA

on/off
AL1074 (1..7) IP20 ⌀ 30 mm
AL1077 (1..6) IP20 ⌀ 40 mm
AL1084 (1..11) IP20 S.P. ⌀ 55 mm

dimnable
AL4010 (1..12) IP20 PUSH 0/1..10V ⌀ 72 mm
ALD450 (1..7) IP20 DALI 2 PUSH ⌀ 36 mm
AL4151 (2..14) IP20 DALI 2 ⌀ 72 mm
AL4153 (1..14) IP20 PUSH IGBT-TRIAC ⌀ 56 mm

TASK 2

design: Roberto Mantovani



[DATASHEET](#)

[INSTALLATION MANUAL](#)

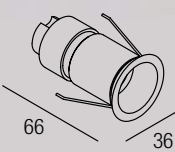
[CERTIFICATIONS](#)

[LDT-IES](#) [DRAWINGS](#)

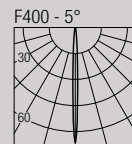


Recessed optic downlight

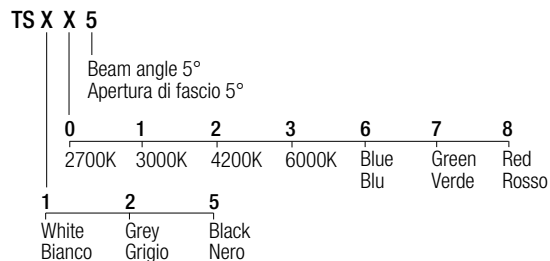
1-2W · 350-500mA (V, 2,9V) · Series wiring - Cablaggio in serie
CRI85 · 2-Step MacAdam



	350mA	500mA
2700K	89 lm	128 lm
3000K	93 lm	133 lm
4200K	103 lm	154 lm
6000K	114 lm	165 lm



Code Construction - Costruzione del codice



Accessories - Accessori

CS1006
Recessing box - Controcassa

AL7022
24VDC/500mA constant current converter
Convertitore 24VDC/500mA corrente costante

Drivers - Alimentatori 350mA

on/off
AL1034 (1..11) IP20 ⌀ 30 mm
AL1035 (1..11) IP20 ⌀ 40 mm
AL1037 (1..16) IP20 S.P. ⌀ 55 mm

dimnable
AL4000 (1..12) IP20 PUSH 0/1..10V ⌀ 72 mm
ALD435 (1..11) IP20 DALI 2 PUSH ⌀ 36 mm
AL4051 (2..14) IP20 DALI 2 ⌀ 72 mm
AL4053 (1..14) IP20 PUSH IGBT-TRIAC ⌀ 56 mm

Drivers - Alimentatori 500mA

on/off
AL1074 (1..7) IP20 ⌀ 30 mm
AL1077 (1..6) IP20 ⌀ 40 mm
AL1084 (1..11) IP20 S.P. ⌀ 55 mm

dimnable
AL4010 (1..12) IP20 PUSH 0/1..10V ⌀ 72 mm
ALD450 (1..7) IP20 DALI 2 PUSH ⌀ 36 mm
AL4151 (2..14) IP20 DALI 2 ⌀ 72 mm
AL4153 (1..14) IP20 PUSH IGBT-TRIAC ⌀ 56 mm



TASK 10

design: Roberto Mantovani

60 mm IP44

DATASHEET ▶

INSTALLATION MANUAL ▶

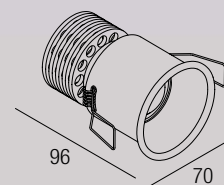
CERTIFICATIONS ▶

LDT-IES ▶ DRAWINGS ▶

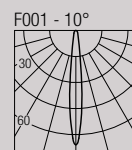


Recessed optic downlight

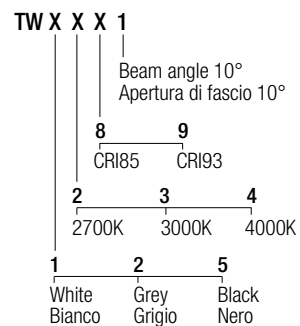
10W · 250mA (V, 36V)
CRI85 - CRI93 · 2-Step MacAdam



	CRI85	CRI93
2700K	890 lm	840 lm
3000K	1000 lm	930 lm
4000K	1040 lm	960 lm



Code Construction - Costruzione del codice



Drivers - Alimentatori 250mA

- on/off
- AL1025** (1) IP20 ⌀40 mm
- dimmable
- AL4030** (1) IP20 0/1..10V ⌀55 mm
- ALD425** (1) IP20 DALI 2 PUSH ⌀36 mm
- AL4031** (1) IP20 DALI 2 ⌀55 mm
- AL4032** (1) IP20 IGBT-TRIAC ⌀55 mm



ZERINO

design: Roberto Mantovani



[DATASHEET](#)

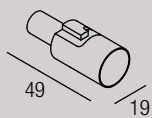
[INSTALLATION MANUAL](#)

[CERTIFICATIONS](#)

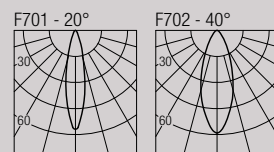
[LDT-IES](#) [DRAWINGS](#)

Trimless downlight

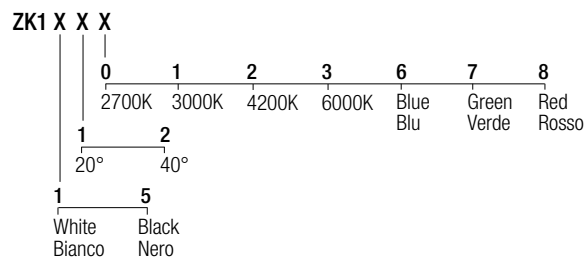
0,75W · 250mA (V, 2,9V) · Series wiring - Cablaggio in serie
CRI85 · 2-Step MacAdam



2700K	71 lm
3000K	75 lm
4200K	86 lm
6000K	91 lm



Code Construction - Costruzione del codice



Accessories - Accessori

ZQC00K White - Bianco
ZQC00KB Black - Nero
Plasterboard recessing frame
Flangia per cartongesso

Drivers - Alimentatori 250mA

on/off
AL1025 (1..12) IP20 \varnothing 40 mm
dimmmable
AL4030 (1..16) IP20 0/1..10V \varnothing 55 mm
ALD425 (1..13) IP20 DALI 2 PUSH \varnothing 36 mm
AL4031 (6..12) IP20 DALI 2 \varnothing 55 mm
AL4032 (9..15) IP20 IGBT-TRIAC \varnothing 55 mm



ZERO R2

design: Roberto Mantovani



[DATASHEET](#)

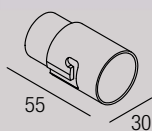
[INSTALLATION MANUAL](#)

[CERTIFICATIONS](#)

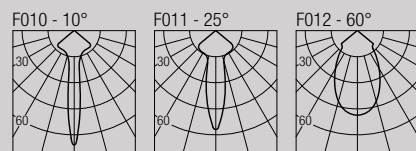
[LDT-IES](#) [DRAWINGS](#)

Trimless downlight

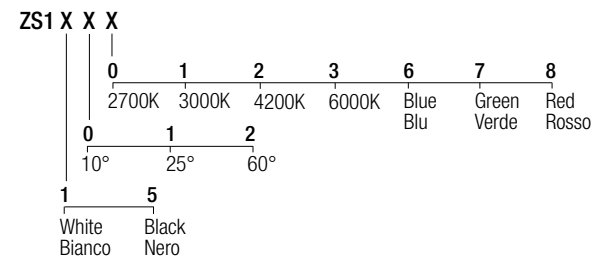
1-2W · 350-500mA (V, 2,9V) · Series wiring - Cablaggio in serie
CRI85 · 2-Step MacAdam



	350mA	500mA
2700K	89 lm	128 lm
3000K	93 lm	133 lm
4200K	103 lm	154 lm
6000K	114 lm	165 lm



Code Construction - Costruzione del codice



Accessories - Accessori

ZQC001 White - Bianco
ZQC001B Black - Nero
Plasterboard recessing frame
Flangia per cartongesso

AL7022
24VDC/500mA constant current converter
Convertitore 24VDC/500mA corrente costante

Drivers - Alimentatori 350mA

on/off
AL1034 (1..11) IP20 \varnothing 30 mm
AL1035 (1..11) IP20 \varnothing 40 mm
AL1037 (1..16) IP20 S.P. \varnothing 55 mm
dimmmable
AL4000 (1..12) IP20 PUSH 0/1..10V \varnothing 72 mm
ALD435 (1..11) IP20 DALI 2 PUSH \varnothing 36 mm
AL4051 (2..14) IP20 DALI 2 \varnothing 72 mm
AL4053 (1..14) IP20 PUSH IGBT-TRIAC \varnothing 56 mm

Drivers - Alimentatori 500mA

on/off
AL1074 (1..7) IP20 \varnothing 30 mm
AL1077 (1..6) IP20 \varnothing 40 mm
AL1084 (1..11) IP20 S.P. \varnothing 55 mm
dimmmable
AL4010 (1..12) IP20 PUSH 0/1..10V \varnothing 72 mm
ALD450 (1..7) IP20 DALI 2 PUSH \varnothing 36 mm
AL4151 (2..14) IP20 DALI 2 \varnothing 72 mm
AL4153 (1..14) IP20 PUSH IGBT-TRIAC \varnothing 56 mm



ZERO Q2

design: Roberto Mantovani



[DATASHEET](#)

[INSTALLATION MANUAL](#)

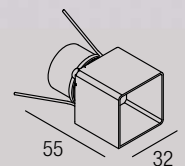
[CERTIFICATIONS](#)

[LDT-IES](#) [DRAWINGS](#)

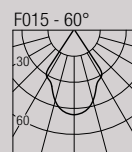
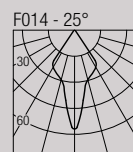
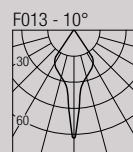


Trimless downlight

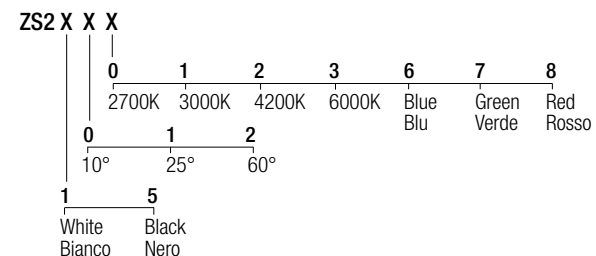
1-2W · 350-500mA (V, 2,9V) · Series wiring - Cablaggio in serie
CRI85 · 2-Step MacAdam



	350mA	500mA
2700K	89 lm	128 lm
3000K	93 lm	133 lm
4200K	103 lm	154 lm
6000K	114 lm	165 lm



Code Construction - Costruzione del codice



Accessories - Accessori

- ZQC002** White - Bianco
- ZQC002B** Black - Nero
- Plasterboard recessing frame
- Flangia per cartongesso
- AL7022** 24VDC/500mA constant current converter
- Convertitore 24VDC/500mA corrente costante

Drivers - Alimentatori 350mA

- on/off
- AL1034** (1..11) IP20 ⌀ 30 mm
- AL1035** (1..11) IP20 ⌀ 40 mm
- AL1037** (1..16) IP20 S.P. ⌀ 55 mm
- dimmable
- AL4000** (1..12) IP20 PUSH 0/1..10V ⌀ 72 mm
- ALD435** (1..11) IP20 DALI 2 PUSH ⌀ 36 mm
- AL4051** (2..14) IP20 DALI 2 ⌀ 72 mm
- AL4053** (1..14) IP20 PUSH IGBT-TRIAC ⌀ 56 mm

Drivers - Alimentatori 500mA

- on/off
- AL1074** (1..7) IP20 ⌀ 30 mm
- AL1077** (1..6) IP20 ⌀ 40 mm
- AL1084** (1..11) IP20 S.P. ⌀ 55 mm
- dimmable
- AL4010** (1..12) IP20 PUSH 0/1..10V ⌀ 72 mm
- ALD450** (1..7) IP20 DALI 2 PUSH ⌀ 36 mm
- AL4151** (2..14) IP20 DALI 2 ⌀ 72 mm
- AL4153** (1..14) IP20 PUSH IGBT-TRIAC ⌀ 56 mm

ZERO R6

design: Roberto Mantovani



[DATASHEET](#)

[INSTALLATION MANUAL](#)

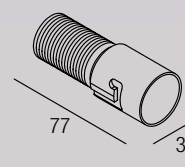
[CERTIFICATIONS](#)

[LDT-IES](#) [DRAWINGS](#)

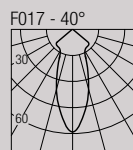
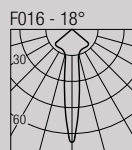


Trimless downlight

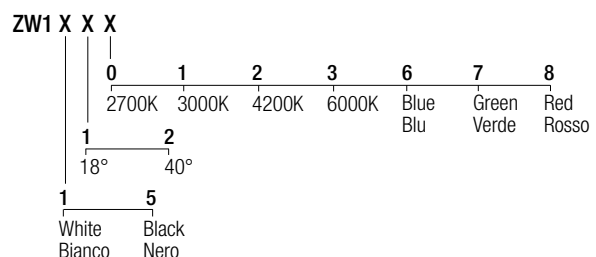
3-6W · 350-500mA (V, 8,7V) · Series wiring - Cablaggio in serie
CRI85 · 2-Step MacAdam



	350mA	500mA
2700K	267 lm	384 lm
3000K	279 lm	400 lm
4200K	309 lm	462 lm
6000K	342 lm	495 lm



Code Construction - Costruzione del codice



Accessories - Accessori

- ZQC001** White - Bianco
- ZQC001B** Black - Nero
- Plasterboard recessing frame
- Flangia per cartongesso
- LZW101** Low luminance louver
- Filtro antiabbagliamento
- SZW101** Milky screen - Schermo opale
- AL7022** 24VDC/500mA constant current converter
- Convertitore 24VDC/500mA corrente costante

Note - Nota
The filter and the screen must be ordered together with the lighting fixture - Il filtro e lo schermo devono essere ordinati congiuntamente all'apparecchio.

Drivers - Alimentatori 350mA

- on/off
- AL1034** (1..3) IP20 ⌀ 30 mm
- AL1035** (1..3) IP20 ⌀ 40 mm
- AL1037** (1..5) IP20 S.P. ⌀ 55 mm
- dimmable
- AL4000** (1..4) IP20 PUSH 0/1..10V ⌀ 72 mm
- ALD435** (1..3) IP20 DALI 2 PUSH ⌀ 36 mm
- AL4051** (1..4) IP20 DALI 2 ⌀ 72 mm
- AL4053** (1..4) IP20 PUSH IGBT-TRIAC ⌀ 56 mm

Drivers - Alimentatori 500mA

- on/off
- AL1074** (1..2) IP20 ⌀ 30 mm
- AL1077** (1..2) IP20 ⌀ 40 mm
- AL1084** (1..3) IP20 S.P. ⌀ 55 mm
- dimmable
- AL4010** (1..4) IP20 PUSH 0/1..10V ⌀ 72 mm
- ALD450** (1..2) IP20 DALI 2 PUSH ⌀ 36 mm
- AL4151** (1..4) IP20 DALI 2 ⌀ 72 mm
- AL4153** (1..4) IP20 PUSH IGBT-TRIAC ⌀ 56 mm



ZERO R6 EVO

design: Roberto Mantovani

IP44

[DATASHEET](#)

[INSTALLATION MANUAL](#)

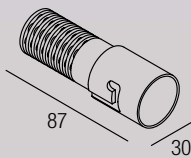
[CERTIFICATIONS](#)

[LDT-IES](#)

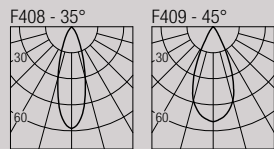
[DRAWINGS](#)

Trimless downlight

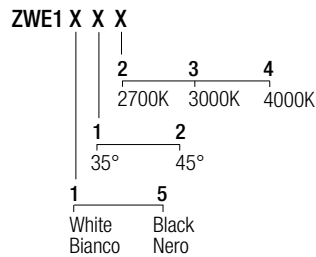
6W · 500mA (V,9V) · Series wiring - Cablaggio in serie
CRI98 · 2-Step MacAdam



2700K	540 lm
3000K	600 lm
4000K	620 lm

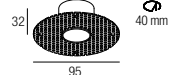


Code Construction - Costruzione del codice



Accessories - Accessori

ZQC001 White - Bianco
ZQC001B Black - Nero
Plasterboard recessing frame
Flangia per cartongesso



LZWE101
Low luminance louver
Filtro antiabbagliamento



SZWE101
Milky screen - Schermo opale



AL7022
24VDC/500mA constant current converter
Convertitore 24VDC/500mA corrente costante

Note - Nota
The filter and the screen must be ordered together with the lighting fixture - Il filtro e lo schermo devono essere ordinati congiuntamente all'apparecchio.



ZERO Q6

design: Roberto Mantovani

IP44

[DATASHEET](#)

[INSTALLATION MANUAL](#)

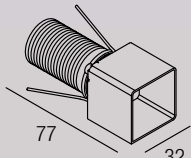
[CERTIFICATIONS](#)

[LDT-IES](#)

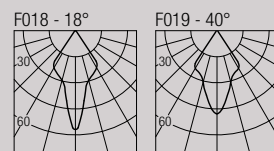
[DRAWINGS](#)

Trimless downlight

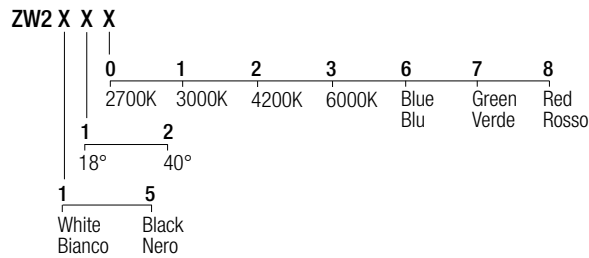
3-6W · 350-500mA (V,8,7V) · Series wiring - Cablaggio in serie
CRI85 · 2-Step MacAdam



	350mA	500mA
2700K	267 lm	384 lm
3000K	279 lm	400 lm
4200K	309 lm	462 lm
6000K	342 lm	495 lm

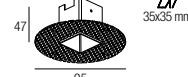


Code Construction - Costruzione del codice



Accessories - Accessori

ZQC002 White - Bianco
ZQC002B Black - Nero
Plasterboard recessing frame
Flangia per cartongesso



LZW201
Low luminance louver
Filtro antiabbagliamento



SZW201
Milky screen - Schermo opale



AL7022
24VDC/500mA constant current converter
Convertitore 24VDC/500mA corrente costante

Note - Nota
The filter and the screen must be ordered together with the lighting fixture - Il filtro e lo schermo devono essere ordinati congiuntamente all'apparecchio.



ZERO Q6 EVO

design: Roberto Mantovani

IP44

[DATASHEET](#)

[INSTALLATION MANUAL](#)

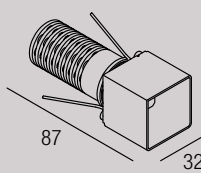
[CERTIFICATIONS](#)

[LDT-IES](#)

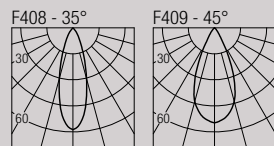
[DRAWINGS](#)

Trimless downlight

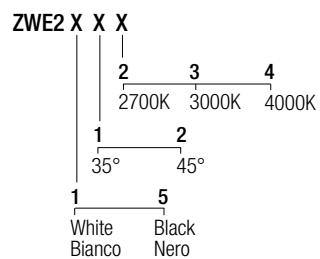
6W · 500mA (V, 9V) · Series wiring - Cablaggio in serie
CRI98 · 2-Step MacAdam



2700K **540 lm**
3000K **600 lm**
4000K **620 lm**

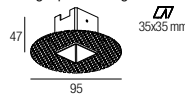


Code Construction - Costruzione del codice



Accessories - Accessori

ZQC002 White - Bianco
ZQC002B Black - Nero
Plasterboard recessing frame
Flangia per cartongesso



LZWE201
Low luminance louver
Filtro antiabbagliamento



SZWE201
Milky screen - Schermo opale




AL7022
24VDC/500mA constant
current converter
Convertitore 24VDC/500mA
corrente costante

Drivers - Alimentatori 500mA

on/off
AL1074 (1..2) IP20 \varnothing 30 mm
AL1077 (1..2) IP20 \varnothing 40 mm
AL1084 (1..3) IP20 S.P. \varnothing 55 mm
dimmable
AL4010 (1..4) IP20 PUSH 0/1..10V \varnothing 72 mm
ALD450 (1..2) IP20 DALI 2 PUSH \varnothing 36 mm
AL4151 (1..4) IP20 DALI 2 \varnothing 72 mm
AL4153 (1..4) IP20 PUSH IGBT-TRIAC \varnothing 56 mm

Note - Nota
The filter and the
screen must be
ordered together
with the lighting
fixture - Il filtro e lo
schermo devono
essere ordinati
congiuntamente
all'apparecchio.



ZERO R10

design: Roberto Mantovani

IP44

[DATASHEET](#)

[INSTALLATION MANUAL](#)

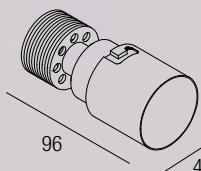
[CERTIFICATIONS](#)

[LDT-IES](#)

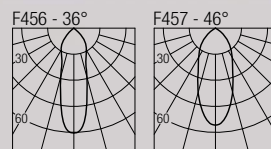
[DRAWINGS](#)

Trimless downlight

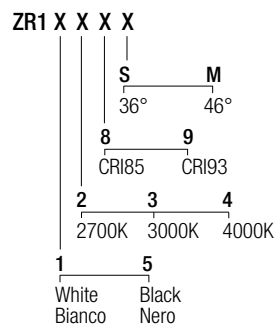
10W · 500mA (V, 18V) · Series wiring - Cablaggio in serie
CRI85 - CRI93 · 2-Step MacAdam



CRI85 CRI93
2700K **890 lm** **840 lm**
3000K **1000 lm** **930 lm**
4000K **1040 lm** **960 lm**

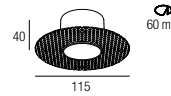


Code Construction - Costruzione del codice



Accessories - Accessori

ZTC05U White - Bianco
ZTC05UB Black - Nero
Plasterboard recessing frame
Flangia per cartongesso



LZR101
Low luminance louver
Filtro antiabbagliamento



SZR101
Milky screen - Schermo opale



AL7022
24VDC/500mA constant
current converter
Convertitore 24VDC/500mA
corrente costante

Drivers - Alimentatori 500mA

on/off
AL1074 (1) IP20 \varnothing 30 mm
AL1077 (1) IP20 \varnothing 40 mm
AL1084 (1..2) IP20 S.P. \varnothing 55 mm
dimmable
AL4010 (1..2) IP20 PUSH 0/1..10V \varnothing 72 mm
ALD450 (1) IP20 DALI 2 PUSH \varnothing 36 mm
AL4151 (1..2) IP20 DALI 2 \varnothing 72 mm
AL4153 (1..2) IP20 PUSH IGBT-TRIAC \varnothing 56 mm

Note - Nota
The filter and the
screen must be
ordered together
with the lighting
fixture - Il filtro e lo
schermo devono
essere ordinati
congiuntamente
all'apparecchio.



ZERO R14

design: Roberto Mantovani

IP44

[DATASHEET](#)

[INSTALLATION MANUAL](#)

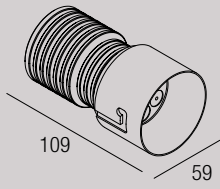
[CERTIFICATIONS](#)

[LDT-IES](#) [DRAWINGS](#)

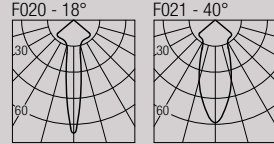


Trimless downlight

7-14W · 350-500mA (V,20,3V) · Series wiring - Cablaggio in serie CRI85 · 2-Step MacAdam

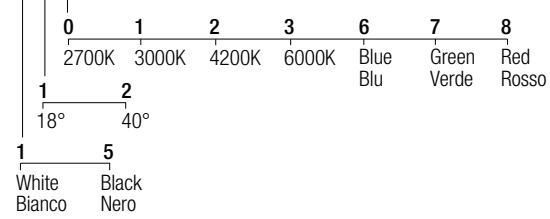


	350mA	500mA
2700K	623 lm	896 lm
3000K	651 lm	931 lm
4200K	721 lm	1078 lm
6000K	798 lm	1155 lm



Code Construction - Costruzione del codice

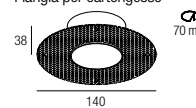
ZZ1 X X X



Accessories - Accessori

ZQC003 White - Bianco

ZQC003B Black - Nero
 Plasterboard recessing frame
 Flangia per cartongesso



LZZ101

Low luminance louver
 Filtro antiabbagliamento



Note - Nota
 The filter must be ordered together with the lighting fixture.
 Il filtro deve essere ordinato congiuntamente all'apparecchio.

Drivers - Alimentatori 350mA

on/off

AL1034 (1) IP20 ⌀ 30 mm

AL1035 (1) IP20 ⌀ 40 mm

AL1037 (1..2) IP20 S.P. ⌀ 55 mm

dimmable

AL4000 (1) IP20 PUSH 0/1..10V ⌀ 72 mm

ALD435 (1) IP20 DALI 2 PUSH ⌀ 36 mm

AL4051 (1) IP20 DALI 2 ⌀ 72 mm

AL4053 (1) IP20 PUSH IGBT-TRIAC ⌀ 56 mm

Drivers - Alimentatori 500mA

on/off

AL1074 (1) IP20 ⌀ 30 mm

AL1084 (1) IP20 S.P. ⌀ 55 mm

dimmable

AL4010 (1) IP20 PUSH 0/1..10V ⌀ 72 mm

ALD450 (1) IP20 DALI 2 PUSH ⌀ 36 mm

AL4151 (1) IP20 DALI 2 ⌀ 72 mm

AL4153 (1) IP20 PUSH IGBT-TRIAC ⌀ 56 mm

ZERO Q14

design: Roberto Mantovani

IP44

[DATASHEET](#)

[INSTALLATION MANUAL](#)

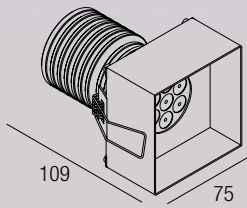
[CERTIFICATIONS](#)

[LDT-IES](#) [DRAWINGS](#)

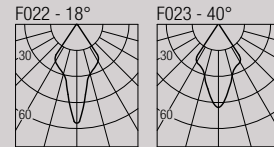


Trimless downlight

7-14W · 350-500mA (V,20,3V) · Series wiring - Cablaggio in serie CRI85 · 2-Step MacAdam

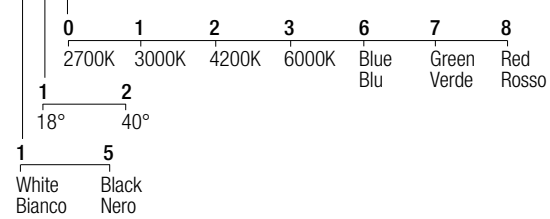


	350mA	500mA
2700K	623 lm	896 lm
3000K	651 lm	931 lm
4200K	721 lm	1078 lm
6000K	798 lm	1155 lm



Code Construction - Costruzione del codice

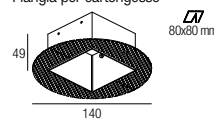
ZZ2 X X X



Accessories - Accessori

ZQC004 White - Bianco

ZQC004B Black - Nero
 Plasterboard recessing frame
 Flangia per cartongesso



LZZ201

Low luminance louver
 Filtro antiabbagliamento



Note - Nota
 The filter must be ordered together with the lighting fixture.
 Il filtro deve essere ordinato congiuntamente all'apparecchio.

Drivers - Alimentatori 350mA

on/off

AL1034 (1) IP20 ⌀ 30 mm

AL1035 (1) IP20 ⌀ 40 mm

AL1037 (1..2) IP20 S.P. ⌀ 55 mm

dimmable

AL4000 (1) IP20 PUSH 0/1..10V ⌀ 72 mm

ALD435 (1) IP20 DALI 2 PUSH ⌀ 36 mm

AL4051 (1) IP20 DALI 2 ⌀ 72 mm

AL4053 (1) IP20 PUSH IGBT-TRIAC ⌀ 56 mm

Drivers - Alimentatori 500mA

on/off

AL1074 (1) IP20 ⌀ 30 mm

AL1084 (1) IP20 S.P. ⌀ 55 mm


dimmable

AL4010 (1) IP20 PUSH 0/1..10V ⌀ 72 mm

ALD450 (1) IP20 DALI 2 PUSH ⌀ 36 mm

AL4151 (1) IP20 DALI 2 ⌀ 72 mm

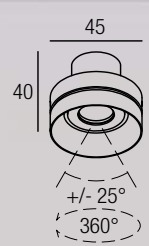
AL4153 (1) IP20 PUSH IGBT-TRIAC ⌀ 56 mm



ZERO MOVE 2

design: Roberto Mantovani

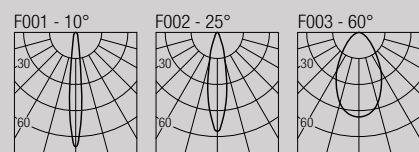
IP44

[DATASHEET](#)
[INSTALLATION MANUAL](#)
[CERTIFICATIONS](#)
[LDT-IES](#)
[DRAWINGS](#)


Trimless & adjustable downlight

1-2W · 350-500mA (V_f 2,9V) · Series wiring - Cablaggio in serie
CRI85 · 2-Step MacAdam

	350mA	500mA
2700K	89 lm	128 lm
3000K	93 lm	133 lm
4200K	103 lm	154 lm
6000K	114 lm	165 lm




Code Construction - Costruzione del codice

ZSM X X X

0	1	2	3	6	7	8
2700K	3000K	4200K	6000K	Blue Blu	Green Verde	Red Rosso
0	1	2				
10°	25°	60°				
1	5					
White Bianco	Black Nero					

Accessories - Accessori

ZQM001 White - Bianco
ZQM001B Black - Nero
Plasterboard recessing frame
Flangia per cartongesso



AL7022
24VDC/500mA constant current converter
Convertitore 24VDC/500mA corrente costante

Drivers - Alimentatori 350mA

on/off
AL1034 (1..11) IP20 \varnothing 30 mm
AL1035 (1..11) IP20 \varnothing 40 mm
AL1037 (1..16) IP20 S.P. \varnothing 55 mm

dimmmable
AL4000 (1..12) IP20 PUSH 0/1..10V \varnothing 72 mm
ALD435 (1..11) IP20 DALI 2 PUSH \varnothing 36 mm
AL4051 (2..14) IP20 DALI 2 \varnothing 72 mm
AL4053 (1..14) IP20 PUSH IGBT-TRIAC \varnothing 56 mm

Drivers - Alimentatori 500mA

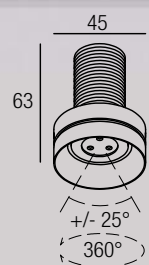
on/off
AL1074 (1..7) IP20 \varnothing 30 mm
AL1077 (1..6) IP20 \varnothing 40 mm
AL1084 (1..11) IP20 S.P. \varnothing 55 mm

dimmmable
AL4010 (1..12) IP20 PUSH 0/1..10V \varnothing 72 mm
ALD450 (1..7) IP20 DALI 2 PUSH \varnothing 36 mm
AL4151 (2..14) IP20 DALI 2 \varnothing 72 mm
AL4153 (1..14) IP20 PUSH IGBT-TRIAC \varnothing 56 mm

ZERO MOVE 6

design: Roberto Mantovani

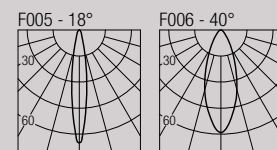
IP44

[DATASHEET](#)
[INSTALLATION MANUAL](#)
[CERTIFICATIONS](#)
[LDT-IES](#)
[DRAWINGS](#)


Trimless & adjustable downlight

3-6W · 350-500mA (V_f 8,7V) · Series wiring - Cablaggio in serie
CRI85 · 2-Step MacAdam

	350mA	500mA
2700K	267 lm	384 lm
3000K	279 lm	400 lm
4200K	309 lm	462 lm
6000K	342 lm	495 lm




Code Construction - Costruzione del codice

ZWM X X X

0	1	2	3	6	7	8
2700K	3000K	4200K	6000K	Blue Blu	Green Verde	Red Rosso
1	2					
18°	40°					
1	5					
White Bianco	Black Nero					

Accessories - Accessori

ZQM001 White - Bianco
ZQM001B Black - Nero
Plasterboard recessing frame
Flangia per cartongesso



LZWM01
Low luminance louver
Filtro antiabbagliamento

SZWM01
Milky screen - Schermo opale

AL7022
24VDC/500mA constant current converter
Convertitore 24VDC/500mA corrente costante

Note - Nota
The filter and the screen must be ordered together with the lighting fixture - Il filtro e lo schermo devono essere ordinati congiuntamente all'apparecchio.

Drivers - Alimentatori 350mA

on/off
AL1034 (1..3) IP20 \varnothing 30 mm
AL1035 (1..3) IP20 \varnothing 40 mm
AL1037 (1..5) IP20 S.P. \varnothing 55 mm

dimmmable
AL4000 (1..4) IP20 PUSH 0/1..10V \varnothing 72 mm
ALD435 (1..3) IP20 DALI 2 PUSH \varnothing 36 mm
AL4051 (1..4) IP20 DALI 2 \varnothing 72 mm
AL4053 (1..4) IP20 PUSH IGBT-TRIAC \varnothing 56 mm

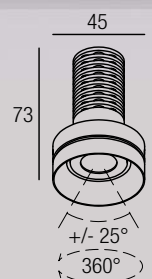
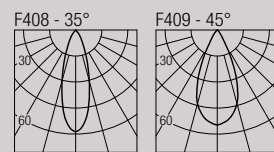
Drivers - Alimentatori 500mA

on/off
AL1074 (1..2) IP20 \varnothing 30 mm
AL1077 (1..2) IP20 \varnothing 40 mm
AL1084 (1..3) IP20 S.P. \varnothing 55 mm

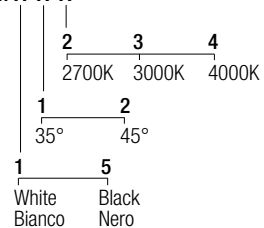
dimmmable
AL4010 (1..4) IP20 PUSH 0/1..10V \varnothing 72 mm
ALD450 (1..2) IP20 DALI 2 PUSH \varnothing 36 mm
AL4151 (1..4) IP20 DALI 2 \varnothing 72 mm
AL4153 (1..4) IP20 PUSH IGBT-TRIAC \varnothing 56 mm

ZERO MOVE 6 EVO

design: Roberto Mantovani

IP44**Trimless & adjustable downlight**6W · 500mA (V,9V) · Series wiring - Cablaggio in serie
CRI98 · 2-Step MacAdam2700K **540 lm**
3000K **600 lm**
4000K **620 lm**[DATASHEET ▶](#)[INSTALLATION MANUAL ▶](#)[CERTIFICATIONS ▶](#)[LDT-IES ▶](#) [DRAWINGS ▶](#)

Code Construction - Costruzione del codice

ZWEM X X X

Accessories - Accessori

ZQM001 White - Bianco
ZQM001B Black - Nero
Plasterboard recessing frame
Flangia per cartongesso**LZWEM01**
Low luminance louver
Filtro antiabbagliamento**SZWEM01**
Milky screen - Schermo opale**AL7022**
24VDC/500mA constant
current converter
Convertitore 24VDC/500mA
corrente costante

Note - Nota
The filter and the
screen must be
ordered together
with the lighting
fixture - Il filtro e lo
schermo devono
essere ordinati
congiuntamente
all'apparecchio.

Drivers - Alimentatori 500mA

on/off

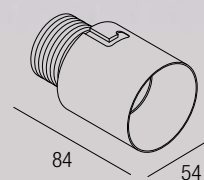
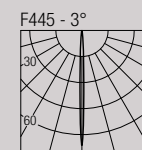
AL1074 (1..2) IP20 30 mm**AL1077** (1..2) IP20 40 mm**AL1084** (1..3) IP20 S.P. 55 mm

dimmable

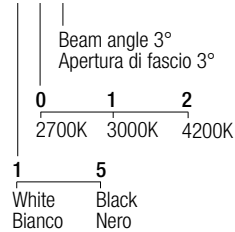
AL4010 (1..4) IP20 PUSH 0/1..10V 72 mm**ALD450** (1..2) IP20 DALI 2 PUSH 36 mm**AL4151** (1..4) IP20 DALI 2 72 mm**AL4153** (1..4) IP20 PUSH IGBT-TRIAC 56 mm

DIDDI

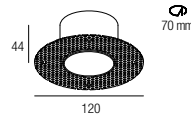
design: Roberto Mantovani

IP44**Trimless downlight**1-2W · 350-500mA (V,2,9V) · Series wiring - Cablaggio in serie
CRI85 · 2-Step MacAdam2700K **89 lm** **128 lm**
3000K **93 lm** **133 lm**
4200K **103 lm** **154 lm**[DATASHEET ▶](#)[INSTALLATION MANUAL ▶](#)[CERTIFICATIONS ▶](#)[LDT-IES ▶](#) [DRAWINGS ▶](#)

Code Construction - Costruzione del codice

DID X X 3

Accessories - Accessori

ZTC10U White - Bianco
ZTC10UB Black - Nero
Plasterboard recessing frame
Flangia per cartongesso**LDID01**
Low luminance louver
Filtro antiabbagliamento

Note - Nota
The filter must be ordered
together with the lighting
fixture. Il filtro deve essere
ordinato congiuntamente
all'apparecchio.

AL7022
24VDC/500mA constant
current converter
Convertitore 24VDC/500mA
corrente costante

Drivers - Alimentatori 350mA

on/off

AL1034 (1..11) IP20 30 mm**AL1035** (1..11) IP20 40 mm**AL1037** (1..16) IP20 S.P. 55 mm

dimmable

AL4000 (1..12) IP20 PUSH 0/1..10V 72 mm**ALD435** (1..11) IP20 DALI 2 PUSH 36 mm**AL4051** (2..14) IP20 DALI 2 72 mm**AL4053** (1..14) IP20 PUSH IGBT-TRIAC 56 mm

Drivers - Alimentatori 500mA

on/off

AL1074 (1..7) IP20 30 mm**AL1077** (1..6) IP20 40 mm**AL1084** (1..11) IP20 S.P. 55 mm

dimmable

AL4010 (1..12) IP20 PUSH 0/1..10V 72 mm**ALD450** (1..7) IP20 DALI 2 PUSH 36 mm**AL4151** (2..14) IP20 DALI 2 72 mm**AL4153** (1..14) IP20 PUSH IGBT-TRIAC 56 mm

NONE R2

design: Roberto Mantovani



[DATASHEET](#)

[INSTALLATION MANUAL](#)

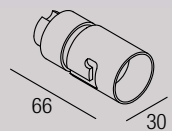
[CERTIFICATIONS](#)

[LDT-IES](#) [DRAWINGS](#)

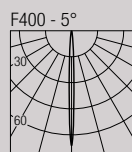


Trimless downlight

1-2W · 350-500mA (V_i 2,9V) · Series wiring - Cablaggio in serie
CRI85 · 2-Step MacAdam

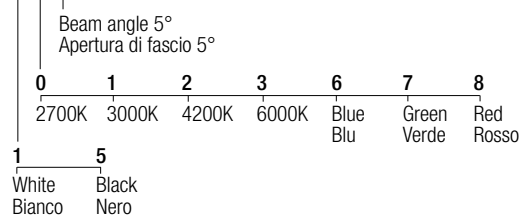


	350mA	500mA
2700K	89 lm	126 lm
3000K	93 lm	133 lm
4200K	103 lm	154 lm
6000K	114 lm	165 lm



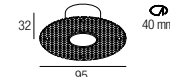
Code Construction - Costruzione del codice

NRS X X 5



Accessories - Accessori

ZQC001 White - Bianco
ZQC001B Black - Nero
Plasterboard recessing frame
Flangia per cartongesso



AL7022
24VDC/500mA constant current converter
Convertitore 24VDC/500mA corrente costante

Drivers - Alimentatori 350mA

- on/off
AL1034 (1..11) IP20 ⌀ 30 mm
AL1035 (1..11) IP20 ⌀ 40 mm
AL1037 (1..16) IP20 S.P. ⌀ 55 mm
- dimmable
AL4000 (1..12) IP20 PUSH 0/1..10V ⌀ 72 mm
ALD435 (1..11) IP20 DALI 2 PUSH ⌀ 36 mm
AL4051 (2..14) IP20 DALI 2 ⌀ 72 mm
AL4053 (1..14) IP20 PUSH IGBT-TRIAC ⌀ 56 mm

Drivers - Alimentatori 500mA

- on/off
AL1074 (1..7) IP20 ⌀ 30 mm
AL1077 (1..6) IP20 ⌀ 40 mm
AL1084 (1..11) IP20 S.P. ⌀ 55 mm
- dimmable
AL4010 (1..12) IP20 PUSH 0/1..10V ⌀ 72 mm
ALD450 (1..7) IP20 DALI 2 PUSH ⌀ 36 mm
AL4151 (2..14) IP20 DALI 2 ⌀ 72 mm
AL4153 (1..14) IP20 PUSH IGBT-TRIAC ⌀ 56 mm

NONE R10

design: Roberto Mantovani



[DATASHEET](#)

[INSTALLATION MANUAL](#)

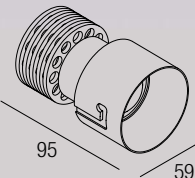
[CERTIFICATIONS](#)

[LDT-IES](#) [DRAWINGS](#)

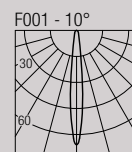


Trimless downlight

10W · 250mA (V_i 36V)
CRI85 - CRI93 · 2-Step MacAdam

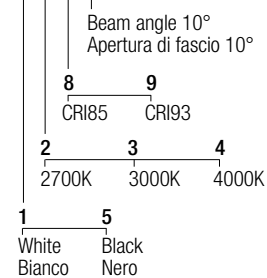


	CRI85	CRI93
2700K	890 lm	840 lm
3000K	1000 lm	930 lm
4000K	1040 lm	960 lm



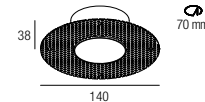
Code Construction - Costruzione del codice

NRW X X X 1



Accessories - Accessori

ZQC003 White - Bianco
ZQC003B Black - Nero
Plasterboard recessing frame
Flangia per cartongesso



Drivers - Alimentatori 250mA

- on/off
AL1025 (1) IP20 ⌀ 40 mm
- dimmable
AL4030 (1) IP20 0/1..10V ⌀ 55 mm
ALD425 (1) IP20 DALI 2 PUSH ⌀ 36 mm
AL4031 (1) IP20 DALI 2 ⌀ 55 mm
AL4032 (1) IP20 IGBT-TRIAC ⌀ 55 mm



NONE Q10

design: Roberto Mantovani

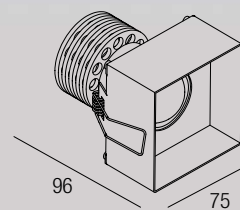
IP44

[DATASHEET](#)

[INSTALLATION MANUAL](#)

[CERTIFICATIONS](#)

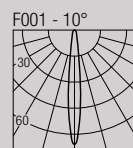
[LDT-IES](#) [DRAWINGS](#)



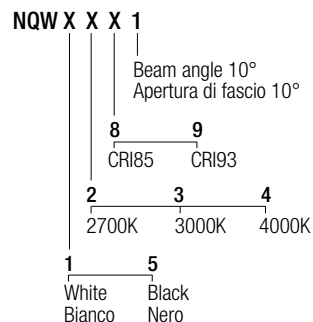
Trimless downlight

10W · 250mA (V_i 36V)
CRI85 - CRI93 · 2-Step MacAdam

	CRI85	CRI93
2700K	890 lm	840 lm
3000K	1000 lm	930 lm
4000K	1040 lm	960 lm

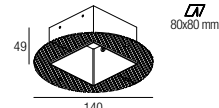


Code Construction - Costruzione del codice



Accessories - Accessori

ZQC004 White - Bianco
ZQC004B Black - Nero
Plasterboard recessing frame
Flangia per cartongesso



Drivers - Alimentatori 250mA

on/off
AL1025 (1) IP20 ⌀40 mm
dimmable
AL4030 (1) IP20 0/1..10V ⌀55 mm
ALD425 (1) IP20 DALI 2 PUSH ⌀36 mm
AL4031 (1) IP20 DALI 2 ⌀55 mm
AL4032 (1) IP20 IGBT-TRIAC ⌀55 mm

CHARLES

design: Roberto Mantovani

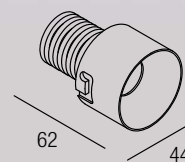
IP44

[DATASHEET](#)

[INSTALLATION MANUAL](#)

[CERTIFICATIONS](#)

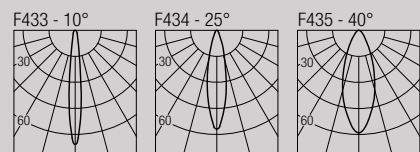
[LDT-IES](#) [DRAWINGS](#)



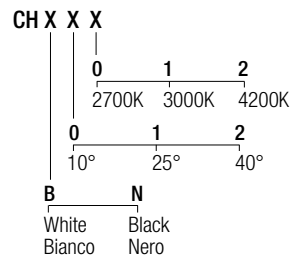
Trimless downlight

2W · 24VDC · Parallel wiring - Cablaggio in parallelo
CRI85 · 2-Step MacAdam

2700K	128 lm
3000K	133 lm
4200K	154 lm

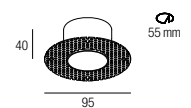


Code Construction - Costruzione del codice



Accessories - Accessori

ZQH001 White - Bianco
ZQH001B Black - Nero
Plasterboard recessing frame
Flangia per cartongesso



LCH01
Low luminance louver
Filtro antiabbagliamento

Note - Nota
The filter must be ordered together with the lighting fixture.
Il filtro deve essere ordinato congiuntamente all'apparecchio.

Drivers - Alimentatori 24VDC

on/off
AL2124 (1..5) IP20 ⌀28 mm
AL2012 (1..12) IP20 ⌀60 mm
AL2031 (1..35) IP20 ⌀70 mm
dimmable
AL5012 (1..12) IP20 DALI 2 PUSH 0/1..10V ⌀45 mm
dimming module
AL7035 IP20 DALI 2 PUSH 0/1..10V ⌀44 mm
Note - Nota
Dimming module AL7035 to be used in combination with a 24VDC power supply.
Modulo di dimmerazione AL7035 da utilizzare in combinazione con un alimentatore 24VDC.



HOLE

design: Roberto Mantovani

IP44

[DATASHEET](#)

[INSTALLATION MANUAL](#)

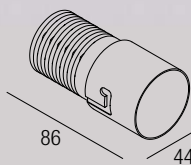
[CERTIFICATIONS](#)

[LDT-IES](#) [DRAWINGS](#)

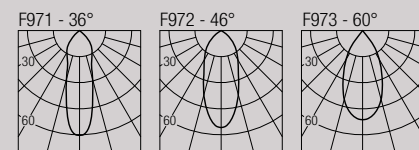


Trimless downlight

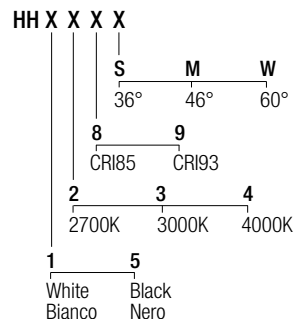
7W · 24VDC · Parallel wiring - Cablaggio in parallelo
CRI85 - CRI93 · 2-Step MacAdam



	CRI85	CRI93
2700K	630 lm	590 lm
3000K	700 lm	650 lm
4000K	730 lm	670 lm

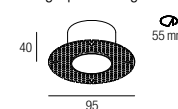


Code Construction - Costruzione del codice



Accessories - Accessori

ZQH001 White - Bianco
ZQH001B Black - Nero
Plasterboard recessing frame
Flangia per cartongesso



Drivers - Alimentatori 24VDC

on/off
AL2124 (1) IP20 \varnothing 28 mm
AL2012 (1..3) IP20 \varnothing 60 mm
AL2031 (1..10) IP20 \varnothing 70 mm
AL2040 (1..21) IP20 \varnothing 80 mm
 dimmable
AL5012 (1..3) IP20 DALI 2 PUSH 0/1..10V \varnothing 45 mm
AL5241 (1..14) IP20 DALI 2 PUSH \varnothing 70 mm
 dimming module
AL7035 IP20 DALI 2 PUSH 0/1..10V \varnothing 44 mm
 Note - Nota
 Dimming module AL7035 to be used in combination with a 24VDC power supply.
 Modulo di dimmerazione AL7035 da utilizzare in combinazione con un alimentatore 24VDC.

ZOE 6

design: Rod&Todd

IP44

[DATASHEET](#)

[INSTALLATION MANUAL](#)

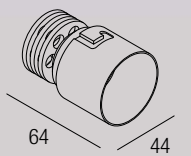
[CERTIFICATIONS](#)

[LDT-IES](#) [DRAWINGS](#)

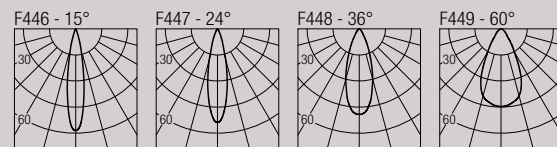


Trimless downlight

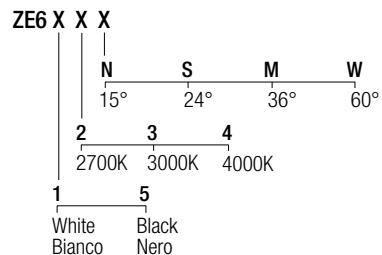
6W · 500mA (V,9V) · Series wiring - Cablaggio in serie
CRI98 · 2-Step MacAdam



	2700K	3000K	4000K
	540 lm	600 lm	620 lm

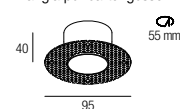


Code Construction - Costruzione del codice



Accessories - Accessori


ZQH001 White - Bianco
ZQH001B Black - Nero
Plasterboard recessing frame
Flangia per cartongesso



LZE601
Low luminance louver
Filtro antiabbagliamento



SZE601
Milky screen - Schermo opale



AL7022
24VDC/500mA constant current converter
Convertitore 24VDC/500mA corrente costante

Note - Nota
The filter and the screen must be ordered together with the lighting fixture - Il filtro e lo schermo devono essere ordinati congiuntamente all'apparecchio.

Drivers - Alimentatori 500mA

on/off
AL1074 (1..2) IP20 \varnothing 30 mm
AL1077 (1..2) IP20 \varnothing 40 mm
AL1084 (1..3) IP20 S.P. \varnothing 55 mm
 dimmable
AL4010 (1..4) IP20 PUSH 0/1..10V \varnothing 72 mm
ALD450 (1..2) IP20 DALI 2 PUSH \varnothing 36 mm
AL4151 (1..4) IP20 DALI 2 \varnothing 72 mm
AL4153 (1..4) IP20 PUSH IGBT-TRIAC \varnothing 56 mm



ZOE 10

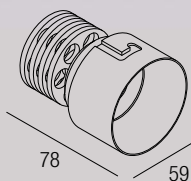
design: Rod&Todd

IP44

DATASHEET ▶

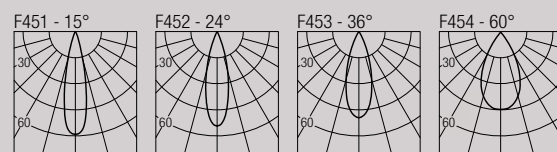
INSTALLATION MANUAL ▶

CERTIFICATIONS ▶ LDT-IES ▶ DRAWINGS ▶

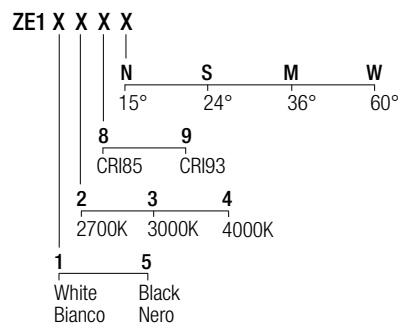
**Trimless downlight**

10W · 500mA (V, 18V) · Series wiring - Cablaggio in serie
CRI85 - CRI93 · 2-Step MacAdam

	CRI85	CRI93
2700K	890 lm	840 lm
3000K	1000 lm	930 lm
4000K	1040 lm	960 lm

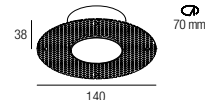


Code Construction - Costruzione del codice



Accessories - Accessori

ZQC003 White - Bianco
ZQC003B Black - Nero
Plasterboard recessing frame
Flangia per cartongesso

**LZE101**

Low luminance louver
Filtro antiabbagliamento

**SZE101**

Milky screen - Schermo opale

**AL7022**

24VDC/500mA constant
current converter
Convertitore 24VDC/500mA
corrente costante

Note - Nota
The filter and the
screen must be
ordered together
with the lighting
fixture - Il filtro e lo
schermo devono
essere ordinati
congiuntamente
all'apparecchio.

Drivers - Alimentatori 500mA

on/off

AL1074 (1) IP20 ⌀ 30 mm
AL1077 (1) IP20 ⌀ 40 mm
AL1084 (1..2) IP20 S.P. ⌀ 55 mm

dimmmable

AL4010 (1..2) IP20 PUSH 0/1..10V ⌀ 72 mm
ALD450 (1) IP20 DALI 2 PUSH ⌀ 36 mm
AL4151 (1..2) IP20 DALI 2 ⌀ 72 mm
AL4153 (1..2) IP20 PUSH IGBT-TRIAC ⌀ 56 mm

ZOE 724

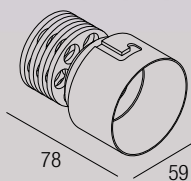
design: Rod&Todd

IP44

DATASHEET ▶

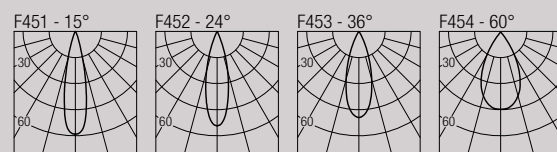
INSTALLATION MANUAL ▶

CERTIFICATIONS ▶ LDT-IES ▶ DRAWINGS ▶

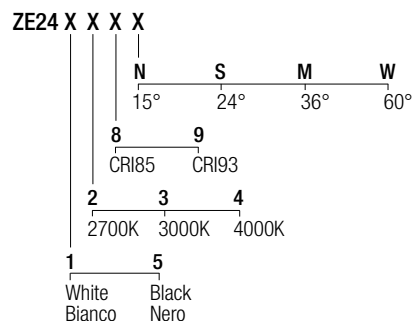
**Trimless downlight**

7W · 24VDC · Parallel wiring - Cablaggio in parallelo
CRI85 - CRI93 · 2-Step MacAdam

	CRI85	CRI93
2700K	630 lm	590 lm
3000K	700 lm	650 lm
4000K	730 lm	670 lm

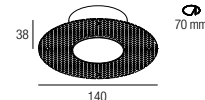


Code Construction - Costruzione del codice



Accessories - Accessori

ZQC003 White - Bianco
ZQC003B Black - Nero
Plasterboard recessing frame
Flangia per cartongesso

**LZE2401**

Low luminance louver
Filtro antiabbagliamento

**SZE2401**

Milky screen - Schermo opale



Note - Nota
The filter and the
screen must be
ordered together
with the lighting
fixture - Il filtro e lo
schermo devono
essere ordinati
congiuntamente
all'apparecchio.

Drivers - Alimentatori 24VDC

on/off

AL2124 (1) IP20 ⌀ 28 mm
AL2012 (1..3) IP20 ⌀ 60 mm
AL2031 (1..10) IP20 ⌀ 70 mm
AL2040 (1..21) IP20 ⌀ 80 mm

dimmmable

AL5012 (1..3) IP20 DALI 2 PUSH 0/1..10V ⌀ 45 mm
AL5241 (1..14) IP20 DALI 2 PUSH ⌀ 70 mm

dimming module

AL7035 IP20 DALI 2 PUSH 0/1..10V ⌀ 44 mm
Note - Nota
Dimming module AL7035 to be used in combination
with a 24VDC power supply.
Modulo di dimmerazione AL7035 da utilizzare in
combinazione con un alimentatore 24VDC.



ZOE 20

design: Rod&Todd

IP44

[DATASHEET](#)

[INSTALLATION MANUAL](#)

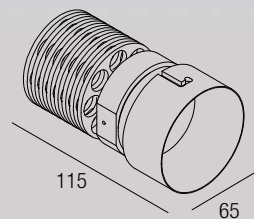
[CERTIFICATIONS](#)

[LDT-IES](#) [DRAWINGS](#)

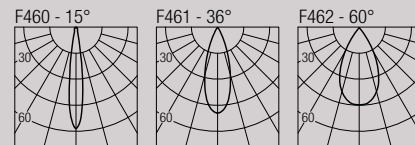


Trimless downlight

20W · 500mA (V, 36V)
CRI95 · 2-Step MacAdam



2700K **1830 lm**
3000K **2000 lm**
4000K **2100 lm**

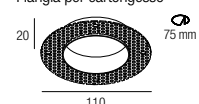


Code Construction - Costruzione del codice

ZE2 X X X				
	N	M	W	
	15°	36°	60°	
	2	3	4	
	2700K	3000K	4000K	
1	5			
White	Black			
Bianco	Nero			

Accessories - Accessori

ZQSU002 White - Bianco
ZQSU002B Black - Nero
Plasterboard recessing frame
Flangia per cartongesso



LZE201
Low luminance louver
Filtro antiabbagliamento



SZE201
Milky screen - Schermo opale



Note - Nota
The filter and the screen must be ordered together with the lighting fixture - Il filtro e lo schermo devono essere ordinati congiuntamente all'apparecchio.

Drivers - Alimentatori 500mA

on/off
AL1084 (1) IP20 S.P. \varnothing 55 mm
dimmable
AL4010 (1) IP20 PUSH 0/1..10V \varnothing 72 mm
ALB451 (1) IP20 DALI 2 PUSH \varnothing 46 mm
AL4151 (1) IP20 DALI 2 \varnothing 72 mm
AL4153 (1) IP20 PUSH IGBT-TRIAC \varnothing 56 mm

MOON R2

design: Lapo Grassellini

IP44

[DATASHEET](#)

[INSTALLATION MANUAL](#)

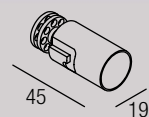
[CERTIFICATIONS](#)

[LDT-IES](#) [DRAWINGS](#)

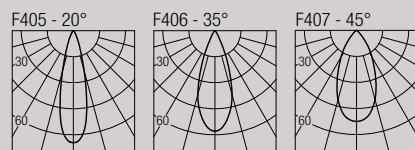


Trimless downlight

1-2W · 350-500mA (V, 2,9V) · Series wiring - Cablaggio in serie
CRI85 · 2-Step MacAdam



350mA 500mA
2700K **89 lm** **128 lm**
3000K **93 lm** **133 lm**
4200K **103 lm** **154 lm**

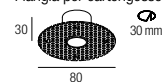


Code Construction - Costruzione del codice

MRS X X X				
	S	M	W	
	20°	35°	45°	
	2	3	4	
	2700K	3000K	4200K	
1	5			
White	Black			
Bianco	Nero			

Accessories - Accessori

ZQC00K White - Bianco
ZQC00KB Black - Nero
Plasterboard recessing frame
Flangia per cartongesso



AL7022
24VDC/500mA constant current converter
Convertitore 24VDC/500mA corrente costante

Drivers - Alimentatori 350mA

on/off
AL1034 (1..11) IP20 \varnothing 30 mm
AL1035 (1..11) IP20 \varnothing 40 mm
AL1037 (1..16) IP20 S.P. \varnothing 55 mm
dimmable
AL4000 (1..12) IP20 PUSH 0/1..10V \varnothing 72 mm
ALD435 (1..11) IP20 DALI 2 PUSH \varnothing 36 mm
AL4051 (2..14) IP20 DALI 2 \varnothing 72 mm
AL4053 (1..14) IP20 PUSH IGBT-TRIAC \varnothing 56 mm

Drivers - Alimentatori 500mA

on/off
AL1074 (1..7) IP20 \varnothing 30 mm
AL1077 (1..6) IP20 \varnothing 40 mm
AL1084 (1..11) IP20 S.P. \varnothing 55 mm
dimmable
AL4010 (1..12) IP20 PUSH 0/1..10V \varnothing 72 mm
ALD450 (1..7) IP20 DALI 2 PUSH \varnothing 36 mm
AL4151 (2..14) IP20 DALI 2 \varnothing 72 mm
AL4153 (1..14) IP20 PUSH IGBT-TRIAC \varnothing 56 mm

MOON R6

design: Lapo Grassellini

IP44

[DATASHEET](#)

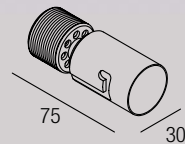
[INSTALLATION MANUAL](#)

[CERTIFICATIONS](#)

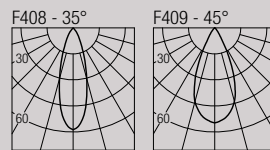
[LDT-IES](#) [DRAWINGS](#)

Trimless downlight

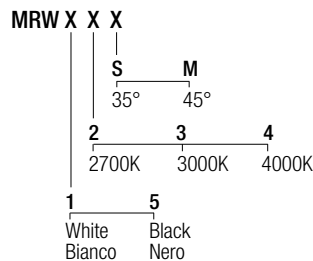
6W · 500mA (V_i 9V) · Series wiring - Cablaggio in serie
CRI98 · 2-Step MacAdam



2700K — 540 lm
3000K — 600 lm
4000K — 620 lm



Code Construction - Costruzione del codice



Accessories - Accessori

ZQC001 White - Bianco
ZQC001B Black - Nero
Plasterboard recessing frame
Flangia per cartongesso

SMRW01
Milky screen - Schermo opale

Note - Nota
The screen must be ordered together with the lighting fixture. Lo schermo deve essere ordinato congiuntamente all'apparecchio.

AL7022
24VDC/500mA constant current converter
Convertitore 24VDC/500mA corrente costante

Drivers - Alimentatori 500mA

- on/off
- AL1074** (1..2) IP20 ⌀ 30 mm
 - AL1077** (1..2) IP20 ⌀ 40 mm
 - AL1084** (1..3) IP20 S.P. ⌀ 55 mm
- dimmmable
- AL4010** (1..4) IP20 PUSH 0/1..10V ⌀ 72 mm
 - ALD450** (1..2) IP20 DALI 2 PUSH ⌀ 36 mm
 - AL4151** (1..4) IP20 DALI 2 ⌀ 72 mm
 - AL4153** (1..4) IP20 PUSH IGBT-TRIAC ⌀ 56 mm



MOON R10

design: Lapo Grassellini

IP44

[DATASHEET](#)

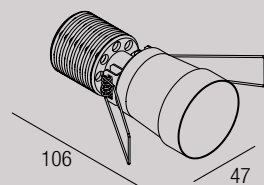
[INSTALLATION MANUAL](#)

[CERTIFICATIONS](#)

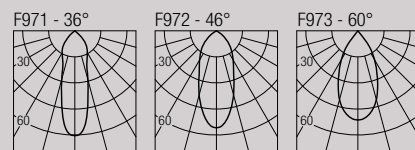
[LDT-IES](#) [DRAWINGS](#)

Trimless downlight

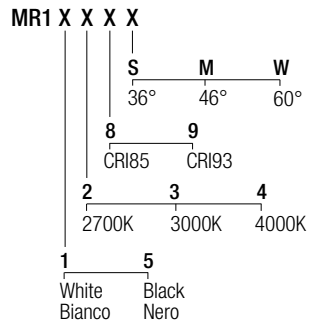
10W · 250mA (V_i 36V)
CRI85 - CRI93 · 2-Step MacAdam



CRI85 CRI93
2700K — 890 lm 840 lm
3000K — 1000 lm 930 lm
4000K — 1040 lm 960 lm



Code Construction - Costruzione del codice



Accessories - Accessori

MQC001 White - Bianco
MQC001B Black - Nero
Plasterboard recessing frame
Flangia per cartongesso

LOH1 White - Bianco
LOH1B Black - Nero
Low luminance louver
Filtro antiabbagliamento

SMR101
Milky screen - Schermo opale

Note - Nota
The screen must be ordered together with the lighting fixture. Lo schermo deve essere ordinato congiuntamente all'apparecchio.

Drivers - Alimentatori 250mA

- on/off
- AL1025** (1) IP20 ⌀ 40 mm
- dimmmable
- AL4030** (1) IP20 0/1..10V ⌀ 55 mm
 - ALD425** (1) IP20 DALI 2 PUSH ⌀ 36 mm
 - AL4031** (1) IP20 DALI 2 ⌀ 55 mm
 - AL4032** (1) IP20 IGBT-TRIAC ⌀ 55 mm



MOON Q10

design: Lapo Grassellini

IP44

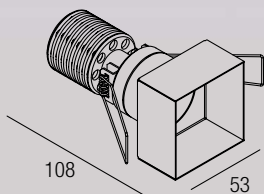
[DATASHEET](#)

[INSTALLATION MANUAL](#)

[CERTIFICATIONS](#)

[LDT-IES](#)


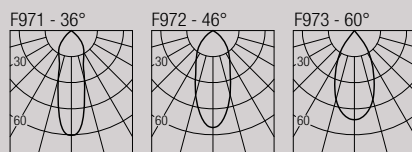
[DRAWINGS](#)



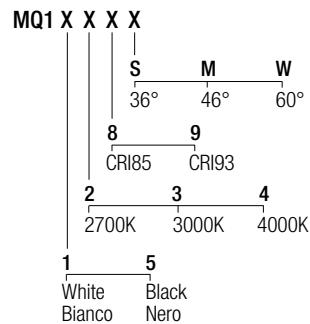
Trimless downlight

10W - 250mA (V, 36V)
CRI85 - CRI93 · 2-Step MacAdam

	CRI85	CRI93
2700K	890 lm	840 lm
3000K	1000 lm	930 lm
4000K	1040 lm	960 lm

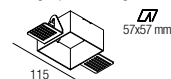


Code Construction - Costruzione del codice



Accessories - Accessori

MQC002 White - Bianco
MQC002B Black - Nero
Plasterboard recessing frame
Flangia per cartongesso



LOH1 White - Bianco
LOH1B Black - Nero
Low luminance louver
Filtro antiabbagliamento



SMQ101
Milky screen - Schermo opale



Note - Nota
The screen must be ordered together with the lighting fixture.
Lo schermo deve essere ordinato congiuntamente all'apparecchio.

Drivers - Alimentatori 250mA

on/off
AL1025 (1) IP20 ⌀40 mm
dimmable
AL4030 (1) IP20 0/1..10V ⌀55 mm
ALD425 (1) IP20 DALI 2 PUSH ⌀36 mm
AL4031 (1) IP20 DALI 2 ⌀55 mm
AL4032 (1) IP20 IGBT-TRIAC ⌀55 mm

MOON QX120

design: Lapo Grassellini

IP44

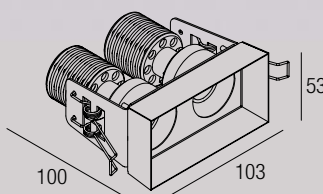
[DATASHEET](#)

[INSTALLATION MANUAL](#)

[CERTIFICATIONS](#)

[LDT-IES](#)

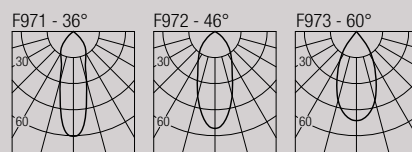
[DRAWINGS](#)



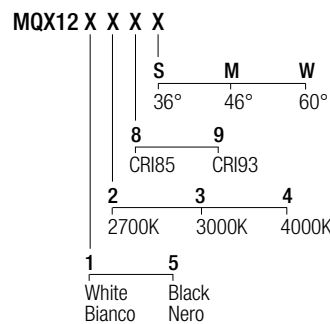
Trimless downlight

2x10W - 250mA (V, 2x36V)
CRI85 - CRI93 · 2-Step MacAdam

	CRI85	CRI93
2700K	2 x 890 lm	2 x 840 lm
3000K	2 x 1000 lm	2 x 930 lm
4000K	2 x 1040 lm	2 x 960 lm

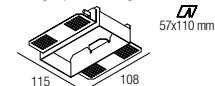


Code Construction - Costruzione del codice



Accessories - Accessori

MQX12Q White - Bianco
MQX12QB Black - Nero
Plasterboard recessing frame
Flangia per cartongesso



LOH1X2 White - Bianco (2pcs)
LOH1X2B Black - Nero (2pcs)
Low luminance louver
Filtro antiabbagliamento



SMQX1201 (2pcs)
Milky screen - Schermo opale



Note - Nota
The screen must be ordered together with the lighting fixture.
Lo schermo deve essere ordinato congiuntamente all'apparecchio.

Drivers - Alimentatori 250mA

on/off
AL1025 (1) IP20 ⌀40 mm
dimmable
AL4030 (1) IP20 0/1..10V ⌀55 mm
ALD425 (1) IP20 DALI 2 PUSH ⌀36 mm
AL4031 (1) IP20 DALI 2 ⌀55 mm
AL4032 (1) IP20 IGBT-TRIAC ⌀55 mm

Note - Nota
Each fixture needs 2 drivers.
Considerare 2 alimentatori per ogni apparecchio.



MOON QX130

design: Lapo Grassellini

IP44

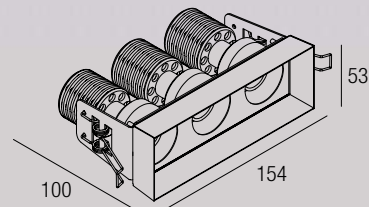
[DATASHEET](#)

[INSTALLATION MANUAL](#)

[CERTIFICATIONS](#)

[LDT-IES](#)

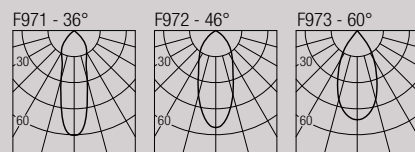
[DRAWINGS](#)



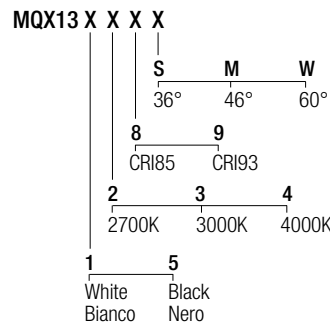
Trimless downlight

3x10W · 250mA (V_i 3x36V)
CRI85 - CRI93 · 2-Step MacAdam

	CRI85	CRI93
2700K	3 x 890 lm	3 x 840 lm
3000K	3 x 1000 lm	3 x 930 lm
4000K	3 x 1040 lm	3 x 960 lm



Code Construction - Costruzione del codice



Accessories - Accessori

MQX13Q White - Bianco
MQX13QB Black - Nero
Plasterboard recessing frame
Flangia per cartongesso

LOH1X3 White - Bianco (3pcs)
LOH1X3B Black - Nero (3pcs)
Low luminance louver
Filtro antiriflesso

SMQX1301 (3pcs)
Milky screen - Schermo opale

Note - Nota
The screen must be ordered together with the lighting fixture.
Lo schermo deve essere ordinato congiuntamente all'apparecchio.

Drivers - Alimentatori 250mA

on/off
AL1025 (1) IP20 ⌀40 mm
dimmmable
AL4030 (1) IP20 0/1..10V ⌀55 mm
ALD425 (1) IP20 DALI 2 PUSH ⌀36 mm
AL4031 (1) IP20 DALI 2 ⌀55 mm
AL4032 (1) IP20 IGBT-TRIAC ⌀55 mm

Note - Nota
Each fixture needs 3 drivers.
Considerare 3 alimentatori per ogni apparecchio.

MOON R20

design: Lapo Grassellini

IP44

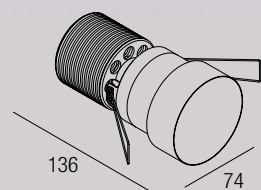
[DATASHEET](#)

[INSTALLATION MANUAL](#)

[CERTIFICATIONS](#)

[LDT-IES](#)

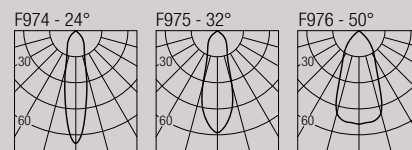
[DRAWINGS](#)



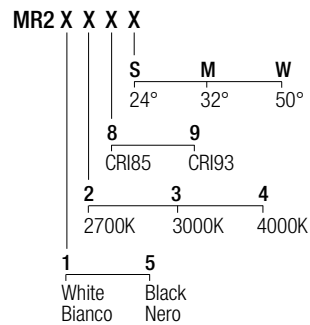
Trimless downlight

20W · 500mA (V_i 36V)
CRI85 - CRI93 · 2-Step MacAdam

	CRI85	CRI93
2700K	1830 lm	1700 lm
3000K	2000 lm	1830 lm
4000K	2100 lm	1950 lm



Code Construction - Costruzione del codice



Accessories - Accessori

MQC003 White - Bianco
MQC003B Black - Nero
Plasterboard recessing frame
Flangia per cartongesso

LOH2 White - Bianco
LOH2B Black - Nero
Low luminance louver
Filtro antiriflesso

SMR201
Milky screen - Schermo opale

Note - Nota
The screen must be ordered together with the lighting fixture.
Lo schermo deve essere ordinato congiuntamente all'apparecchio.

Drivers - Alimentatori 500mA

on/off
AL1084 (1) IP20 S.P. ⌀55 mm
dimmmable
AL4010 (1) IP20 PUSH 0/1..10V ⌀72 mm
ALB451 (1) IP20 DALI 2 PUSH ⌀46 mm
AL4151 (1) IP20 DALI 2 ⌀72 mm
AL4153 (1) IP20 PUSH IGBT-TRIAC ⌀56 mm



MOON Q20

design: Lapo Grassellini

IP44

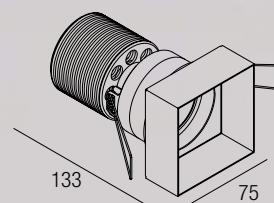
[DATASHEET](#)

[INSTALLATION MANUAL](#)

[CERTIFICATIONS](#)

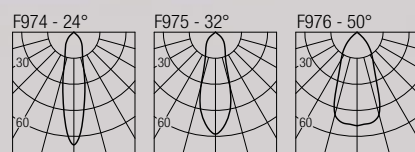
[LDT-IES](#)

[DRAWINGS](#)

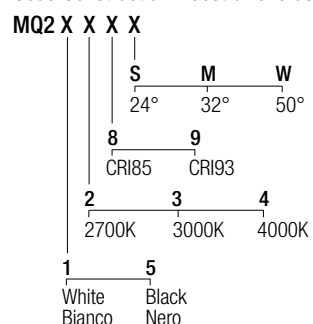


Trimless downlight
20W · 500mA (V, 36V)
CRI85 - CRI93 · 2-Step MacAdam

	CRI85	CRI93
2700K	1830 lm	1700 lm
3000K	2000 lm	1830 lm
4000K	2100 lm	1950 lm



Code Construction - Costruzione del codice



Accessories - Accessori

MQC004 White - Bianco
MQC004B Black - Nero
Plasterboard recessing frame
Flangia per cartongesso



LOH2 White - Bianco
LOH2B Black - Nero
Low luminance louver
Filtro antiabbagliamento



SMQ201
Milky screen - Schermo opale



Note - Nota
The screen must be ordered together with the lighting fixture. Lo schermo deve essere ordinato congiuntamente all'apparecchio.

Drivers - Alimentatori 500mA

on/off
AL1084 (1) IP20 S.P. ⌀ 55 mm
dimmable
AL4010 (1) IP20 PUSH 0/1..10V ⌀ 72 mm
ALB451 (1) IP20 DALI 2 PUSH ⌀ 46 mm
AL4151 (1) IP20 DALI 2 ⌀ 72 mm
AL4153 (1) IP20 PUSH IGBT-TRIAC ⌀ 56 mm

SEXUS 6

design: Rod&Todd

IP44

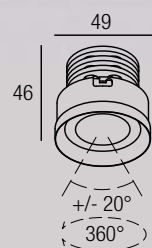
[DATASHEET](#)

[INSTALLATION MANUAL](#)

[CERTIFICATIONS](#)

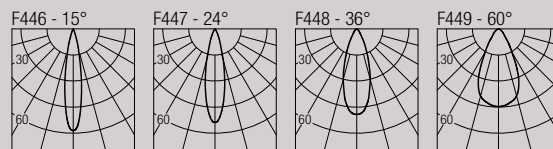
[LDT-IES](#)

[DRAWINGS](#)

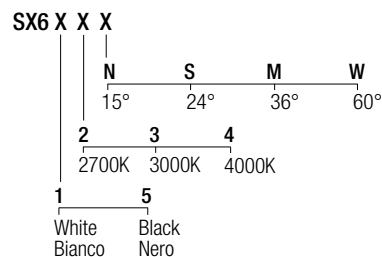


Trimless & adjustable downlight
6W · 500mA (V, 9V) · Series wiring - Cablaggio in serie
CRI98 · 2-Step MacAdam

2700K	540 lm
3000K	600 lm
4000K	620 lm

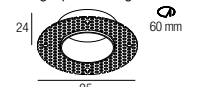


Code Construction - Costruzione del codice



Accessories - Accessori

ZQS001 White - Bianco
ZQS001B Black - Nero
Plasterboard recessing frame
Flangia per cartongesso



LSX601
Low luminance louver
Filtro antiabbagliamento



SSX601
Milky screen - Schermo opale



AL7022
24VDC/500mA constant current converter
Convertitore 24VDC/500mA corrente costante

Note - Nota
The filter and the screen must be ordered together with the lighting fixture - Il filtro e lo schermo devono essere ordinati congiuntamente all'apparecchio.

Drivers - Alimentatori 500mA

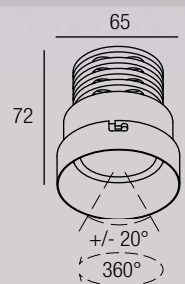
on/off
AL1074 (1..2) IP20 ⌀ 30 mm
AL1077 (1..2) IP20 ⌀ 40 mm
AL1084 (1..3) IP20 S.P. ⌀ 55 mm
dimmable
AL4010 (1..4) IP20 PUSH 0/1..10V ⌀ 72 mm
ALD450 (1..2) IP20 DALI 2 PUSH ⌀ 36 mm
AL4151 (1..4) IP20 DALI 2 ⌀ 72 mm
AL4153 (1..4) IP20 PUSH IGBT-TRIAC ⌀ 56 mm



SEXUS 724 UGR

design: Rod&Todd

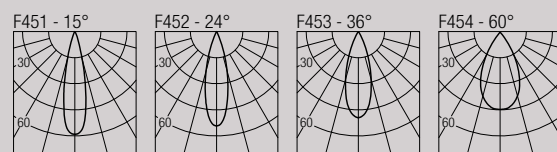
IP44



Trimless & adjustable downlight

7W · 24VDC · Parallel wiring - Cablaggio in parallelo
CRI85 - CRI93 · 2-Step MacAdam

	CRI85	CRI93
2700K	630 lm	590 lm
3000K	700 lm	650 lm
4000K	730 lm	670 lm



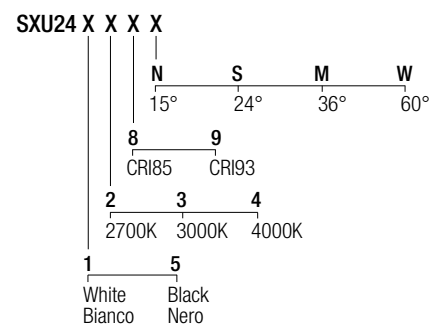
[DATASHEET](#)

[INSTALLATION MANUAL](#)

[CERTIFICATIONS](#)

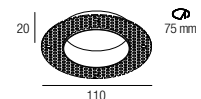
[LDT-IES](#) [DRAWINGS](#)

Code Construction - Costruzione del codice



Accessories - Accessori

ZQSU002 White - Bianco
ZQSU002B Black - Nero
Plasterboard recessing frame
Flangia per cartongesso



LSXU2401
Low luminance louver
Filtro antiabbagliamento



SSXU2401
Milky screen - Schermo opale



Note - Nota
The filter and the screen must be ordered together with the lighting fixture - Il filtro e lo schermo devono essere ordinati congiuntamente all'apparecchio.

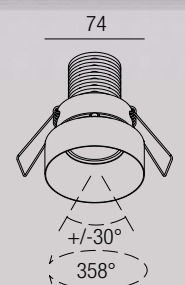
Drivers - Alimentatori 24VDC

on/off
AL2124 (1) IP20 \varnothing 28 mm
AL2012 (1..3) IP20 \varnothing 60 mm
AL2031 (1..10) IP20 \varnothing 70 mm
AL2040 (1..21) IP20 \varnothing 80 mm
dimmmable
AL5012 (1..3) IP20 DALI 2 PUSH 0/1..10V \varnothing 45 mm
AL5241 (1..14) IP20 DALI 2 PUSH \varnothing 70 mm
dimming module
AL7035 IP20 DALI 2 PUSH 0/1..10V \varnothing 44 mm
Note - Nota
Dimming module AL7035 to be used in combination with a 24VDC power supply.
Modulo di dimmerazione AL7035 da utilizzare in combinazione con un alimentatore 24VDC.

TIO TRIMLESS

design: Roberto Mantovani

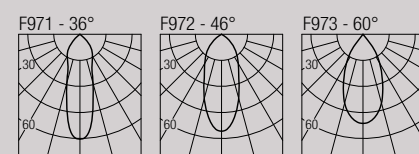
IP40



Trimless & adjustable downlight

7W · 24VDC · Parallel wiring - Cablaggio in parallelo
CRI85 - CRI93 · 2-Step MacAdam

	CRI85	CRI93
2700K	630 lm	590 lm
3000K	700 lm	650 lm
4000K	730 lm	670 lm



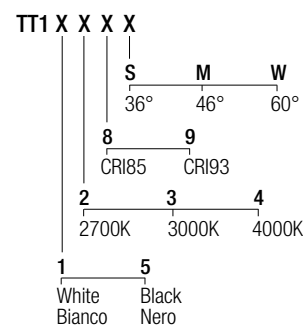
[DATASHEET](#)

[INSTALLATION MANUAL](#)

[CERTIFICATIONS](#)

[LDT-IES](#) [DRAWINGS](#)

Code Construction - Costruzione del codice




Accessories - Accessori

MQC003 White - Bianco
MQC003B Black - Nero
Plasterboard recessing frame
Flangia per cartongesso



STT101
Milky screen - Schermo opale



Note - Nota
The screen must be ordered together with the lighting fixture.
Lo schermo deve essere ordinato congiuntamente all'apparecchio.

Drivers - Alimentatori 24VDC

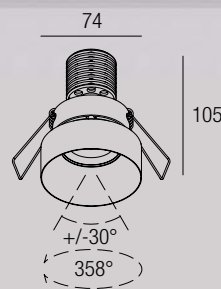
on/off
AL2124 (1) IP20 \varnothing 28 mm
AL2012 (1..3) IP20 \varnothing 60 mm
AL2031 (1..10) IP20 \varnothing 70 mm
AL2040 (1..21) IP20 \varnothing 80 mm
dimmmable
AL5012 (1..3) IP20 DALI 2 PUSH 0/1..10V \varnothing 45 mm
AL5241 (1..14) IP20 DALI 2 PUSH \varnothing 70 mm
dimming module
AL7035 IP20 DALI 2 PUSH 0/1..10V \varnothing 44 mm
Note - Nota
Dimming module AL7035 to be used in combination with a 24VDC power supply.
Modulo di dimmerazione AL7035 da utilizzare in combinazione con un alimentatore 24VDC.



RAÙL 10 TRIMLESS

design: Lapo Grassellini

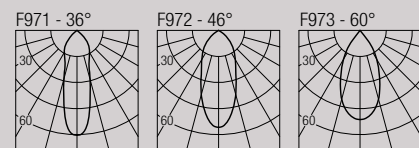
IP40



Trimless & adjustable downlight

10W · 250mA (V,36V)
CRI85 - CRI93 · 2-Step MacAdam

	CRI85	CRI93
2700K	890 lm	840 lm
3000K	1000 lm	930 lm
4000K	1040 lm	960 lm



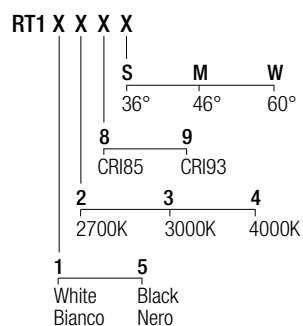
[DATASHEET](#)

[INSTALLATION MANUAL](#)

[CERTIFICATIONS](#)

[LDT-IES](#) [DRAWINGS](#)

Code Construction - Costruzione del codice



Accessories - Accessori

MQC003 White - Bianco
MQC003B Black - Nero
Plasterboard recessing frame
Flangia per cartongesso



LOH1 White - Bianco
LOH1B Black - Nero
Low luminance louver
Filtro antiabbagliamento



SRT101
Milky screen - Schermo opale



Note - Nota
The screen must be ordered together with the lighting fixture.
Lo schermo deve essere ordinato congiuntamente all'apparecchio.

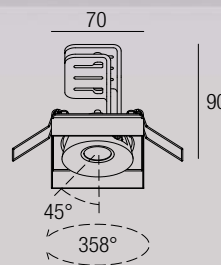
Drivers - Alimentatori 250mA

on/off
AL1025 (1) IP20 ⌀ 40 mm
dimmable
AL4030 (1) IP20 0/1..10V ⌀ 55 mm
ALD425 (1) IP20 DALI 2 PUSH ⌀ 36 mm
AL4031 (1) IP20 DALI 2 ⌀ 55 mm
AL4032 (1) IP20 IGBT-TRIAC ⌀ 55 mm

MILO 10

design: Lapo Grassellini

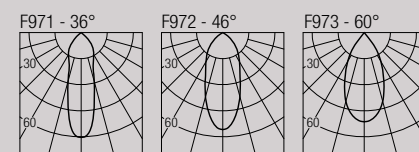
IP20



Trimless & adjustable downlight

10W · 250mA (V,36V)
CRI85 - CRI93 · 2-Step MacAdam

	CRI85	CRI93
2700K	890 lm	840 lm
3000K	1000 lm	930 lm
4000K	1040 lm	960 lm



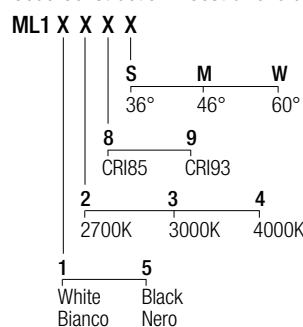
[DATASHEET](#)

[INSTALLATION MANUAL](#)

[CERTIFICATIONS](#)

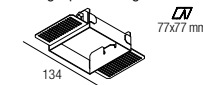
[LDT-IES](#) [DRAWINGS](#)

Code Construction - Costruzione del codice



Accessories - Accessori

MLX11Q White - Bianco
MLX11QB Black - Nero
Plasterboard recessing frame
Flangia per cartongesso



SML101
Milky screen - Schermo opale



Note - Nota
The screen must be ordered together with the lighting fixture.
Lo schermo deve essere ordinato congiuntamente all'apparecchio.

Drivers - Alimentatori 250mA

on/off
AL1025 (1) IP20 ⌀ 40 mm
dimmable
AL4030 (1) IP20 0/1..10V ⌀ 55 mm
ALD425 (1) IP20 DALI 2 PUSH ⌀ 36 mm
AL4031 (1) IP20 DALI 2 ⌀ 55 mm
AL4032 (1) IP20 IGBT-TRIAC ⌀ 55 mm



MILO X120

design: Lapo Grassellini

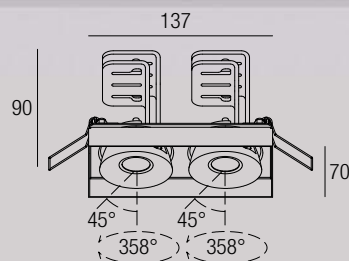
IP20

[DATASHEET](#)

[INSTALLATION MANUAL](#)

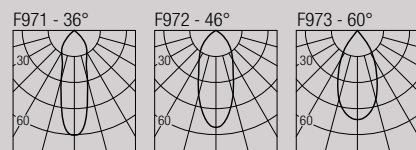
[CERTIFICATIONS](#)

[LDT-IES](#) [DRAWINGS](#)

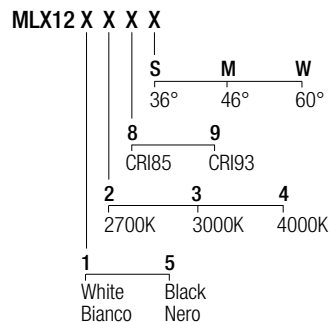


Trimless & adjustable downlight
 2x10W · 250mA (V_i 2x36V)
 CRI85 - CRI93 · 2-Step MacAdam

	CRI85	CRI93
2700K	2 x 890 lm	2 x 840 lm
3000K	2 x 1000 lm	2 x 930 lm
4000K	2 x 1040 lm	2 x 960 lm

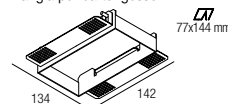


Code Construction - Costruzione del codice



Accessories - Accessori

MLX12Q White - Bianco
MLX12QB Black - Nero
 Plasterboard recessing frame
 Flangia per cartongesso



SMLX1201 (2pcs)
 Milky screen - Schermo opale

Note - Nota
 The screen must be ordered together with the lighting fixture.
 Lo schermo deve essere ordinato congiuntamente all'apparecchio.

Drivers - Alimentatori 250mA

on/off
AL1025 (1) IP20 Ø 40 mm
 dimmable
AL4030 (1) IP20 0/1..10V Ø 55 mm
ALD425 (1) IP20 DALI 2 PUSH Ø 36 mm
AL4031 (1) IP20 DALI 2 Ø 55 mm
AL4032 (1) IP20 IGBT-TRIAC Ø 55 mm
 Note - Nota
 Each fixture needs 2 drivers.
 Considerare 2 alimentatori per ogni apparecchio.

MILO X130

design: Lapo Grassellini

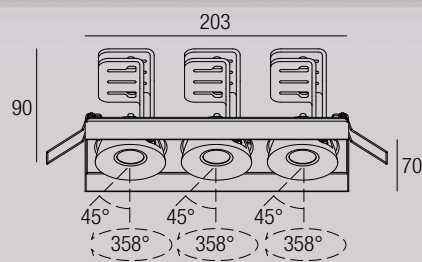
IP20

[DATASHEET](#)

[INSTALLATION MANUAL](#)

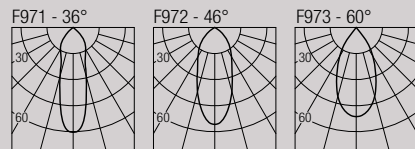
[CERTIFICATIONS](#)

[LDT-IES](#) [DRAWINGS](#)

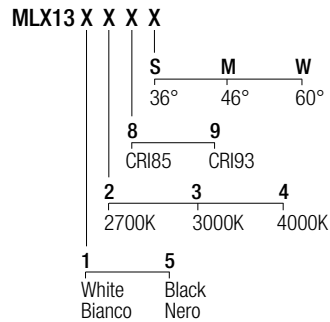


Trimless & adjustable downlight
 3x10W · 250mA (V_i 3x36V)
 CRI85 - CRI93 · 2-Step MacAdam

	CRI85	CRI93
2700K	3 x 890 lm	3 x 840 lm
3000K	3 x 1000 lm	3 x 930 lm
4000K	3 x 1040 lm	3 x 960 lm

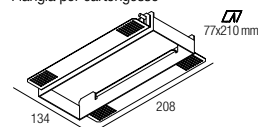


Code Construction - Costruzione del codice



Accessories - Accessori

MLX13Q White - Bianco
MLX13QB Black - Nero
 Plasterboard recessing frame
 Flangia per cartongesso



SMLX1301 (3pcs)
 Milky screen - Schermo opale

Note - Nota
 The screen must be ordered together with the lighting fixture.
 Lo schermo deve essere ordinato congiuntamente all'apparecchio.

Drivers - Alimentatori 250mA

on/off
AL1025 (1) IP20 Ø 40 mm
 dimmable
AL4030 (1) IP20 0/1..10V Ø 55 mm
ALD425 (1) IP20 DALI 2 PUSH Ø 36 mm
AL4031 (1) IP20 DALI 2 Ø 55 mm
AL4032 (1) IP20 IGBT-TRIAC Ø 55 mm
 Note - Nota
 Each fixture needs 3 drivers.
 Considerare 3 alimentatori per ogni apparecchio.



ANDREW

design: Andrea Chiamonti



[DATASHEET](#)

[INSTALLATION MANUAL](#)

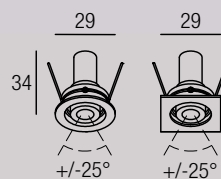
[CERTIFICATIONS](#)

[LDT-IES](#) [DRAWINGS](#)

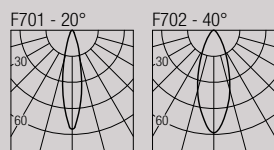


Adjustable downlight

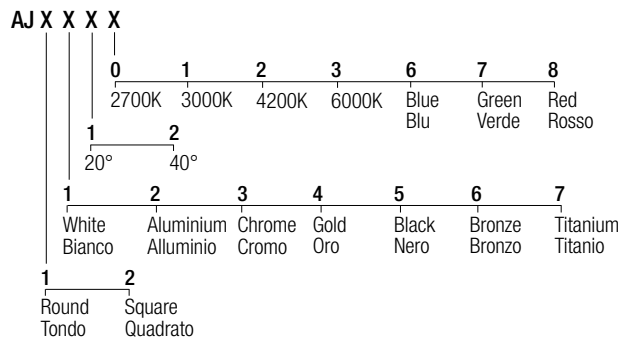
0,75W · 250mA (V, 2,9V) · Series wiring - Cablaggio in serie
CRI85 · 2-Step MacAdam



2700K	71 lm
3000K	75 lm
4200K	86 lm
6000K	91 lm




Code Construction - Costruzione del codice



Accessories - Accessori

CSAN01
Recessing box - Controcassa



Drivers - Alimentatori 250mA

on/off
AL1025 (1..12) IP20 \varnothing 40 mm
dimmable
AL4030 (1..16) IP20 0/1..10V \varnothing 55 mm
ALD425 (1..13) IP20 DALI 2 PUSH \varnothing 36 mm
AL4031 (6..12) IP20 DALI 2 \varnothing 55 mm
AL4032 (9..15) IP20 IGBT-TRIAC \varnothing 55 mm

DAHLIA

design: Roberto Mantovani



[DATASHEET](#)

[INSTALLATION MANUAL](#)

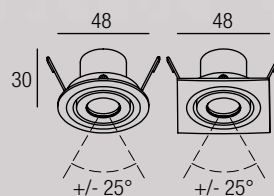
[CERTIFICATIONS](#)

[LDT-IES](#) [DRAWINGS](#)

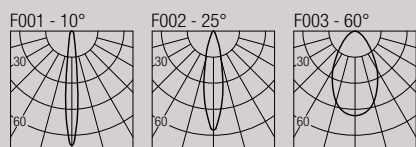


Adjustable downlight

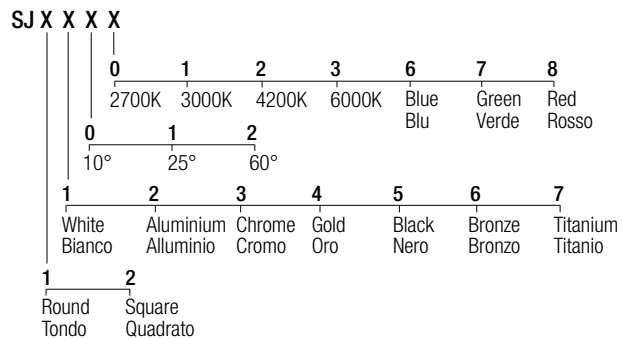
1-2W · 350-500mA (V, 2,9V) · Series wiring - Cablaggio in serie
CRI85 · 2-Step MacAdam



	350mA	500mA
2700K	89 lm	128 lm
3000K	93 lm	133 lm
4200K	103 lm	154 lm
6000K	114 lm	165 lm

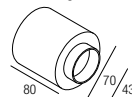


Code Construction - Costruzione del codice



Accessories - Accessori

CS1005
Recessing box - Controcassa



AL7022
24VDC/500mA constant current converter
Convertitore 24VDC/500mA corrente costante

Drivers - Alimentatori 350mA

on/off
AL1034 (1..11) IP20 \varnothing 30 mm
AL1035 (1..11) IP20 \varnothing 40 mm
AL1037 (1..16) IP20 S.P. \varnothing 55 mm
AL9011 (1..12) IP67 \varnothing 44 mm
dimmable
AL4000 (1..12) IP20 PUSH 0/1..10V \varnothing 72 mm
ALD435 (1..11) IP20 DALI 2 PUSH \varnothing 36 mm
AL4051 (2..14) IP20 DALI 2 \varnothing 72 mm
AL4053 (1..14) IP20 PUSH IGBT-TRIAC \varnothing 56 mm
AL6035 (2..8) IP67 DALI 2 \varnothing 44 mm
AL8035 (4..16) IP67 DALI 2 \varnothing 48 mm

Drivers - Alimentatori 500mA

on/off
AL1074 (1..7) IP20 \varnothing 30 mm
AL1077 (1..6) IP20 \varnothing 40 mm
AL1084 (1..11) IP20 S.P. \varnothing 55 mm
AL9051 (1..11) IP67 \varnothing 44 mm
dimmable
AL4010 (1..12) IP20 PUSH 0/1..10V \varnothing 72 mm
ALD450 (1..7) IP20 DALI 2 PUSH \varnothing 36 mm
AL4151 (2..14) IP20 DALI 2 \varnothing 72 mm
AL4153 (1..14) IP20 PUSH IGBT-TRIAC \varnothing 56 mm
AL6050 (2..6) IP67 DALI 2 \varnothing 44 mm
AL8050 (4..16) IP67 DALI 2 \varnothing 48 mm



ADAN

design: Roberto Mantovani



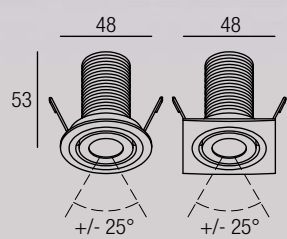
[DATASHEET](#)

[INSTALLATION MANUAL](#)

[CERTIFICATIONS](#)

[LDT-IES](#)

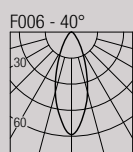
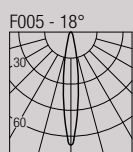
[DRAWINGS](#)



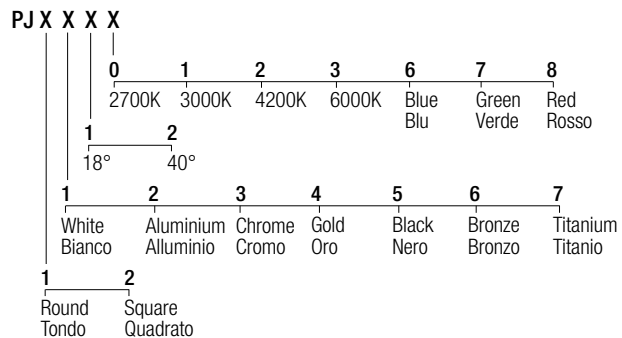
Adjustable downlight

3-6W · 350-500mA (V_i 8,7V) · Series wiring - Cablaggio in serie
CRI85 · 2-Step MacAdam

	350mA	500mA
2700K	267 lm	384 lm
3000K	279 lm	400 lm
4200K	309 lm	462 lm
6000K	342 lm	495 lm

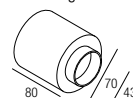


Code Construction - Costruzione del codice



Accessories - Accessori

CS1005
Recessing box - Controcassa



LPJ01
Low luminance louver
Filtro antiabbagliamento



SPJ01
Milky screen - Schermo opale



AL7022
24VDC/500mA constant current converter
Convertitore 24VDC/500mA corrente costante

Note - Nota
The filter and the screen must be ordered together with the lighting fixture - Il filtro e lo schermo devono essere ordinati congiuntamente all'apparecchio.

Drivers - Alimentatori 350mA

- on/off
- AL1034 (1..3) IP20 ⌀ 30 mm
 - AL1035 (1..3) IP20 ⌀ 40 mm
 - AL1037 (1..5) IP20 S.P. ⌀ 55 mm
 - AL9011 (1..4) IP67 ⌀ 44 mm
- dimmmable
- AL4000 (1..4) IP20 PUSH 0/1..10V ⌀ 72 mm
 - ALD435 (1..3) IP20 DALI 2 PUSH ⌀ 36 mm
 - AL4051 (1..4) IP20 DALI 2 ⌀ 72 mm
 - AL4053 (1..4) IP20 PUSH IGBT-TRIAC ⌀ 56 mm
 - AL6035 (1..3) IP67 DALI 2 ⌀ 44 mm
 - AL8035 (2..4) IP67 DALI 2 ⌀ 48 mm

Drivers - Alimentatori 500mA

- on/off
- AL1074 (1..2) IP20 ⌀ 30 mm
 - AL1077 (1..2) IP20 ⌀ 40 mm
 - AL1084 (1..3) IP20 S.P. ⌀ 55 mm
 - AL9051 (1..3) IP67 ⌀ 44 mm
- dimmmable
- AL4010 (1..4) IP20 PUSH 0/1..10V ⌀ 72 mm
 - ALD450 (1..2) IP20 DALI 2 PUSH ⌀ 36 mm
 - AL4151 (1..4) IP20 DALI 2 ⌀ 72 mm
 - AL4153 (1..4) IP20 PUSH IGBT-TRIAC ⌀ 56 mm
 - AL6050 (1..2) IP67 DALI 2 ⌀ 44 mm
 - AL8050 (2..4) IP67 DALI 2 ⌀ 48 mm

ADAN EVO

design: Roberto Mantovani



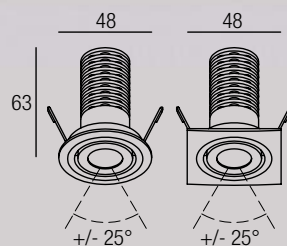
[DATASHEET](#)

[INSTALLATION MANUAL](#)

[CERTIFICATIONS](#)

[LDT-IES](#)

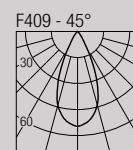
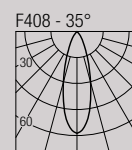
[DRAWINGS](#)



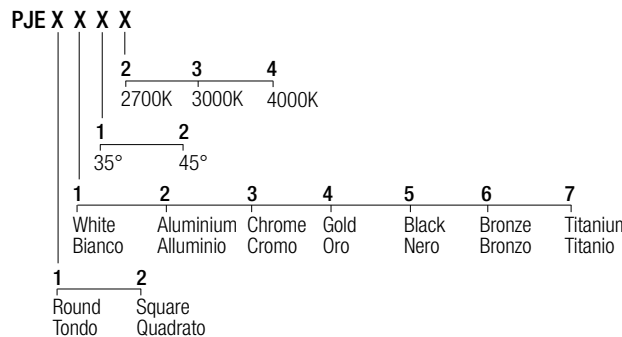
Adjustable downlight

6W · 500mA (V_i 9V) · Series wiring - Cablaggio in serie
CRI98 · 2-Step MacAdam

	500mA
2700K	540 lm
3000K	600 lm
4000K	620 lm

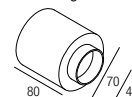


Code Construction - Costruzione del codice



Accessories - Accessori

CS1005
Recessing box - Controcassa



LPJE01
Low luminance louver
Filtro antiabbagliamento



SPJE01
Milky screen - Schermo opale



AL7022
24VDC/500mA constant current converter
Convertitore 24VDC/500mA corrente costante

Note - Nota
The filter and the screen must be ordered together with the lighting fixture - Il filtro e lo schermo devono essere ordinati congiuntamente all'apparecchio.

Drivers - Alimentatori 500mA

- on/off
- AL1074 (1..2) IP20 ⌀ 30 mm
 - AL1077 (1..2) IP20 ⌀ 40 mm
 - AL1084 (1..3) IP20 S.P. ⌀ 55 mm
- dimmmable
- AL4010 (1..4) IP20 PUSH 0/1..10V ⌀ 72 mm
 - ALD450 (1..2) IP20 DALI 2 PUSH ⌀ 36 mm
 - AL4151 (1..4) IP20 DALI 2 ⌀ 72 mm
 - AL4153 (1..4) IP20 PUSH IGBT-TRIAC ⌀ 56 mm



JOEL 2

design: Roberto Mantovani

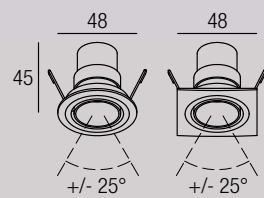


[DATASHEET](#)

[INSTALLATION MANUAL](#)

[CERTIFICATIONS](#)

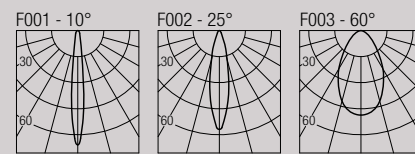
[LDT-IES](#) [DRAWINGS](#)



Adjustable downlight

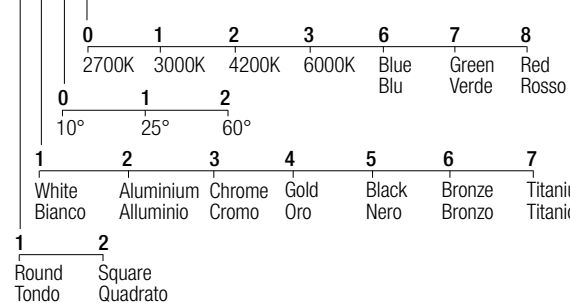
1-2W · 350-500mA (V_i 2,9V) · Series wiring - Cablaggio in serie
CRI85 · 2-Step MacAdam

	350mA	500mA
2700K	89 lm	128 lm
3000K	93 lm	133 lm
4200K	103 lm	154 lm
6000K	114 lm	165 lm



Code Construction - Costruzione del codice

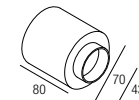
JL2 X X X X



Accessories - Accessori

CS1005

Recessing box - Controcassa



AL7022

24VDC/500mA constant current converter
Convertitore 24VDC/500mA corrente costante

Drivers - Alimentatori 350mA

on/off

- AL1034** (1..11) IP20 ⌀ 30 mm
- AL1035** (1..11) IP20 ⌀ 40 mm
- AL1037** (1..16) IP20 S.P. ⌀ 55 mm
- AL9011** (1..12) IP67 ⌀ 44 mm

dimnable

- AL4000** (1..12) IP20 PUSH 0/1..10V ⌀ 72 mm
- ALD435** (1..11) IP20 DALI 2 PUSH ⌀ 36 mm
- AL4051** (2..14) IP20 DALI 2 ⌀ 72 mm
- AL4053** (1..14) IP20 PUSH IGBT-TRIAC ⌀ 56 mm
- AL6035** (2..8) IP67 DALI 2 ⌀ 44 mm
- AL8035** (4..16) IP67 DALI 2 ⌀ 48 mm

Drivers - Alimentatori 500mA

on/off

- AL1074** (1..7) IP20 ⌀ 30 mm
- AL1077** (1..6) IP20 ⌀ 40 mm
- AL1084** (1..11) IP20 S.P. ⌀ 55 mm
- AL9051** (1..11) IP67 ⌀ 44 mm

dimnable

- AL4010** (1..12) IP20 PUSH 0/1..10V ⌀ 72 mm
- ALD450** (1..7) IP20 DALI 2 PUSH ⌀ 36 mm
- AL4151** (2..14) IP20 DALI 2 ⌀ 72 mm
- AL4153** (1..14) IP20 PUSH IGBT-TRIAC ⌀ 56 mm
- AL6050** (2..6) IP67 DALI 2 ⌀ 44 mm
- AL8050** (4..16) IP67 DALI 2 ⌀ 48 mm

JOEL 6

design: Roberto Mantovani

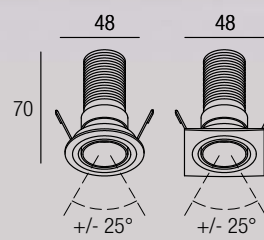


[DATASHEET](#)

[INSTALLATION MANUAL](#)

[CERTIFICATIONS](#)

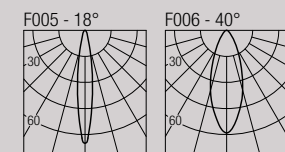
[LDT-IES](#) [DRAWINGS](#)



Adjustable downlight

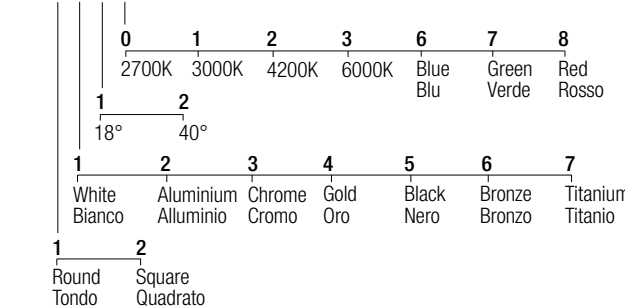
3-6W · 350-500mA (V_i 8,7V) · Series wiring - Cablaggio in serie
CRI85 · 2-Step MacAdam

	350mA	500mA
2700K	267 lm	384 lm
3000K	279 lm	400 lm
4200K	309 lm	462 lm
6000K	342 lm	495 lm



Code Construction - Costruzione del codice

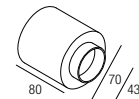
JL6 X X X X



Accessories - Accessori

CS1005

Recessing box - Controcassa



LJL601

Low luminance louvre
Filtro antiabbagliamento



SJL601

Milky screen - Schermo opale



AL7022

24VDC/500mA constant current converter
Convertitore 24VDC/500mA corrente costante

Note - Nota
The filter and the screen must be ordered together with the lighting fixture - Il filtro e lo schermo devono essere ordinati congiuntamente all'apparecchio.

Drivers - Alimentatori 350mA

on/off

- AL1034** (1..3) IP20 ⌀ 30 mm
- AL1035** (1..3) IP20 ⌀ 40 mm
- AL1037** (1..5) IP20 S.P. ⌀ 55 mm
- AL9011** (1..4) IP67 ⌀ 44 mm

dimnable

- AL4000** (1..4) IP20 PUSH 0/1..10V ⌀ 72 mm
- ALD435** (1..3) IP20 DALI 2 PUSH ⌀ 36 mm
- AL4051** (1..4) IP20 DALI 2 ⌀ 72 mm
- AL4053** (1..4) IP20 PUSH IGBT-TRIAC ⌀ 56 mm
- AL6035** (1..3) IP67 DALI 2 ⌀ 44 mm
- AL8035** (2..4) IP67 DALI 2 ⌀ 48 mm

Drivers - Alimentatori 500mA

on/off

- AL1074** (1..2) IP20 ⌀ 30 mm
- AL1077** (1..2) IP20 ⌀ 40 mm
- AL1084** (1..3) IP20 S.P. ⌀ 55 mm
- AL9051** (1..3) IP67 ⌀ 44 mm

dimnable

- AL4010** (1..4) IP20 PUSH 0/1..10V ⌀ 72 mm
- ALD450** (1..2) IP20 DALI 2 PUSH ⌀ 36 mm
- AL4151** (1..4) IP20 DALI 2 ⌀ 72 mm
- AL4153** (1..4) IP20 PUSH IGBT-TRIAC ⌀ 56 mm
- AL6050** (1..2) IP67 DALI 2 ⌀ 44 mm
- AL8050** (2..4) IP67 DALI 2 ⌀ 48 mm



JOEL 6 EVO

design: Roberto Mantovani



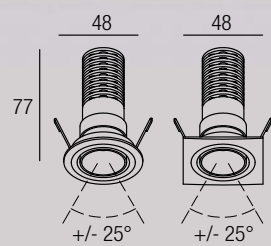
[DATASHEET](#)

[INSTALLATION MANUAL](#)

[CERTIFICATIONS](#)

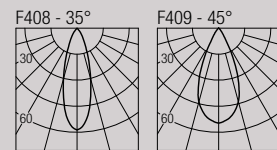
[LDT-IES](#)

[DRAWINGS](#)



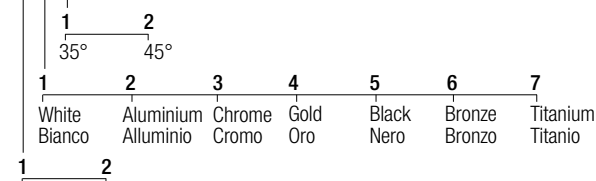
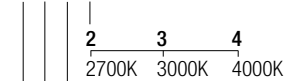
Adjustable downlight
6W · 500mA (V, 9V) · Series wiring - Cablaggio in serie
CRI98 · 2-Step MacAdam

2700K **540 lm**
3000K **600 lm**
4000K **620 lm**



Code Construction - Costruzione del codice

JL6E X X X

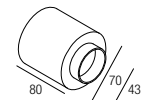


1 White Bianco
2 Aluminium Alluminio
3 Chrome Cromo
4 Gold Oro
5 Black Nero
6 Bronze Bronzo
7 Titanium Titanio

1 Round Tondo
2 Square Quadrato

Accessories - Accessori

CS1005
Recessing box - Controcassa



LJL6E01
Low luminance louver
Filtro antiabbagliamento



SJL6E01
Milky screen - Schermo opale



AL7022
24VDC/500mA constant current converter
Convertitore 24VDC/500mA corrente costante

Note - Nota
The filter and the screen must be ordered together with the lighting fixture - Il filtro e lo schermo devono essere ordinati congiuntamente all'apparecchio.

Drivers - Alimentatori 500mA

on/off
AL1074 (1..2) IP20 \varnothing 30 mm
AL1077 (1..2) IP20 \varnothing 40 mm
AL1084 (1..3) IP20 S.P. \varnothing 55 mm
dimmable
AL4010 (1..4) IP20 PUSH 0/1..10V \varnothing 72 mm
ALD450 (1..2) IP20 DALI 2 PUSH \varnothing 36 mm
AL4151 (1..4) IP20 DALI 2 \varnothing 72 mm
AL4153 (1..4) IP20 PUSH IGBT-TRIAC \varnothing 56 mm

PLEXUS 6

design: Rod&Todd



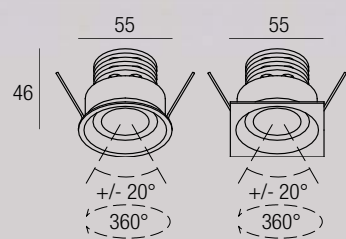
[DATASHEET](#)

[INSTALLATION MANUAL](#)

[CERTIFICATIONS](#)

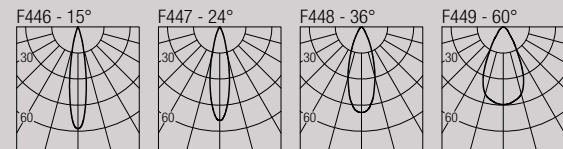
[LDT-IES](#)

[DRAWINGS](#)



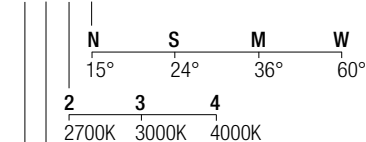
Adjustable downlight
6W · 500mA (V, 9V) · Series wiring - Cablaggio in serie
CRI98 · 2-Step MacAdam

2700K **540 lm**
3000K **600 lm**
4000K **620 lm**



Code Construction - Costruzione del codice

PLX6 X X X



1 White Bianco
2 Black Nero

1 Round Tondo
2 Square Quadrato

Accessories - Accessori

LPLX601
Low luminance louver
Filtro antiabbagliamento



SPLX601
Milky screen - Schermo opale



AL7022
24VDC/500mA constant current converter
Convertitore 24VDC/500mA corrente costante

Note - Nota
The filter and the screen must be ordered together with the lighting fixture - Il filtro e lo schermo devono essere ordinati congiuntamente all'apparecchio.

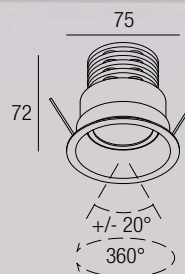
Drivers - Alimentatori 500mA

on/off
AL1074 (1..2) IP20 \varnothing 30 mm
AL1077 (1..2) IP20 \varnothing 40 mm
AL1084 (1..3) IP20 S.P. \varnothing 55 mm
dimmable
AL4010 (1..4) IP20 PUSH 0/1..10V \varnothing 72 mm
ALD450 (1..2) IP20 DALI 2 PUSH \varnothing 36 mm
AL4151 (1..4) IP20 DALI 2 \varnothing 72 mm
AL4153 (1..4) IP20 PUSH IGBT-TRIAC \varnothing 56 mm



PLEXUS 724 UGR

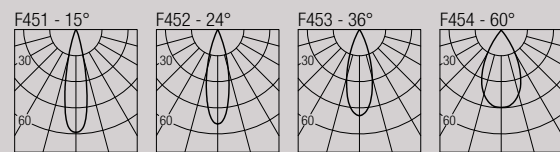
design: Rod&Todd



Adjustable downlight

7W - 24VDC · Parallel wiring - Cablaggio in parallelo
CRI85 - CRI93 · 2-Step MacAdam

	CRI85	CRI93
2700K	630 lm	590 lm
3000K	700 lm	650 lm
4000K	730 lm	670 lm



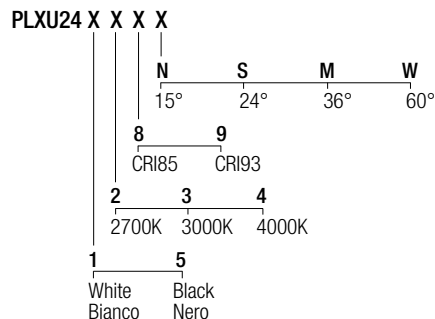
[DATASHEET](#)

[INSTALLATION MANUAL](#)

[CERTIFICATIONS](#)

[LDT-IES](#) [DRAWINGS](#)

Code Construction - Costruzione del codice



Accessories - Accessori

LPLXU2401

Low luminance lower
Filtro antiabbagliamento



Note - Nota
The filter and the screen must be ordered together with the lighting fixture - Il filtro e lo schermo devono essere ordinati congiuntamente all'apparecchio.

SPLXU2401

Milky screen - Schermo opale



Drivers - Alimentatori 24VDC

on/off

- AL2124 (1) IP20 ⌀ 28 mm
- AL2012 (1..3) IP20 ⌀ 60 mm
- AL2031 (1..10) IP20 ⌀ 70 mm
- AL2040 (1..21) IP20 ⌀ 80 mm

dimmable

- AL5012 (1..3) IP20 DALI 2 PUSH 0/1..10V ⌀ 45 mm
- AL5241 (1..14) IP20 DALI 2 PUSH ⌀ 70 mm

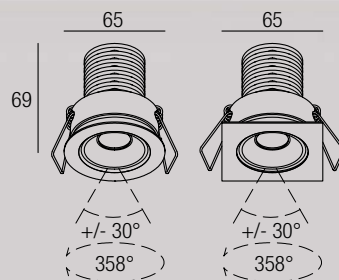
dimming module

- AL7035 IP20 DALI 2 PUSH 0/1..10V ⌀ 44 mm

Note - Nota
Dimming module AL7035 to be used in combination with a 24VDC power supply.
Modulo di dimmerazione AL7035 da utilizzare in combinazione con un alimentatore 24VDC.

TIO

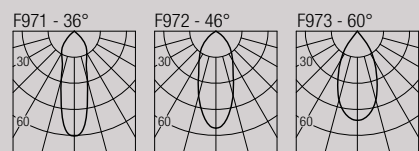
design: Roberto Mantovani



Adjustable downlight

7W - 24VDC · Parallel wiring - Cablaggio in parallelo
CRI85 - CRI93 · 2-Step MacAdam

	CRI85	CRI93
2700K	630 lm	590 lm
3000K	700 lm	650 lm
4000K	730 lm	670 lm



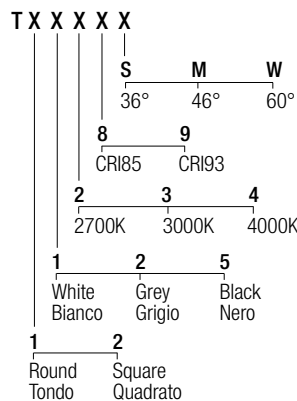
[DATASHEET](#)

[INSTALLATION MANUAL](#)

[CERTIFICATIONS](#)

[LDT-IES](#) [DRAWINGS](#)

Code Construction - Costruzione del codice



Accessories - Accessori

ST01

Milky screen - Schermo opale



Note - Nota
The screen must be ordered together with the lighting fixture.
Lo schermo deve essere ordinato congiuntamente all'apparecchio.

Drivers - Alimentatori 24VDC

on/off

- AL2124 (1) IP20 ⌀ 28 mm
- AL2012 (1..3) IP20 ⌀ 60 mm
- AL2031 (1..10) IP20 ⌀ 70 mm
- AL2040 (1..21) IP20 ⌀ 80 mm

dimmable

- AL5012 (1..3) IP20 DALI 2 PUSH 0/1..10V ⌀ 45 mm
- AL5241 (1..14) IP20 DALI 2 PUSH ⌀ 70 mm

dimming module

- AL7035 IP20 DALI 2 PUSH 0/1..10V ⌀ 44 mm

Note - Nota
Dimming module AL7035 to be used in combination with a 24VDC power supply.
Modulo di dimmerazione AL7035 da utilizzare in combinazione con un alimentatore 24VDC.



RAÙL 10

design: Lapo Grassellini

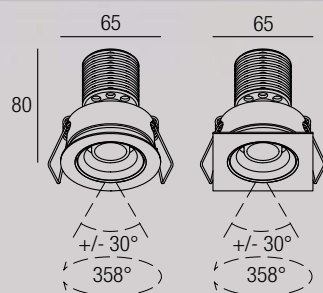


[DATASHEET](#)

[INSTALLATION MANUAL](#)

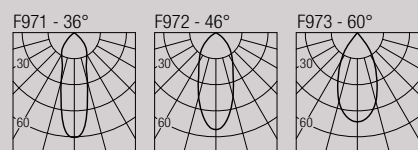
[CERTIFICATIONS](#)

[LDT-IES](#) [DRAWINGS](#)

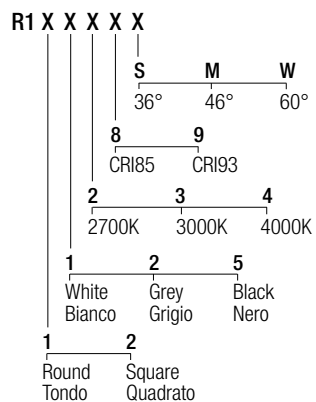


Adjustable downlight
10W · 250mA (V, 36V)
CRI85 - CRI93 · 2-Step MacAdam

	CRI85	CRI93
2700K	890 lm	840 lm
3000K	1000 lm	930 lm
4000K	1040 lm	960 lm



Code Construction - Costruzione del codice



Accessories - Accessori

- LOH1** White - Bianco
- LOH1B** Black - Nero
- LOH1G** Grey - Grigio
- Low luminance louver
- Filtro antiabbagliamento



SR101
Milky screen - Schermo opale



Note - Nota
The screen must be ordered together with the lighting fixture. Lo schermo deve essere ordinato congiuntamente all'apparecchio.

Drivers - Alimentatori 250mA

- on/off
- AL1025** (1) IP20 \varnothing 40 mm
- dimmable
- AL4030** (1) IP20 0/1...10V \varnothing 55 mm
- ALD425** (1) IP20 DALI 2 PUSH \varnothing 36 mm
- AL4031** (1) IP20 DALI 2 \varnothing 55 mm
- AL4032** (1) IP20 IGBT-TRIAC \varnothing 55 mm

TIO UGR

design: Roberto Mantovani

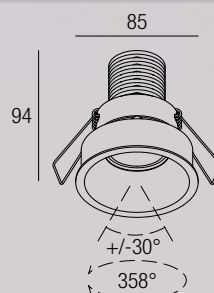


[DATASHEET](#)

[INSTALLATION MANUAL](#)

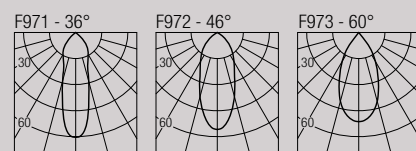
[CERTIFICATIONS](#)

[LDT-IES](#) [DRAWINGS](#)

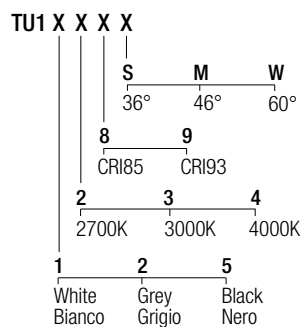


Adjustable downlight
7W · 24VDC · Parallel wiring - Cablaggio in parallelo
CRI85 - CRI93 · 2-Step MacAdam

	CRI85	CRI93
2700K	630 lm	590 lm
3000K	700 lm	650 lm
4000K	730 lm	670 lm



Code Construction - Costruzione del codice



Accessories - Accessori

STU101
Milky screen - Schermo opale



Note - Nota
The screen must be ordered together with the lighting fixture. Lo schermo deve essere ordinato congiuntamente all'apparecchio.

Drivers - Alimentatori 24VDC

- on/off
- AL2124** (1) IP20 \varnothing 28 mm
- AL2012** (1..3) IP20 \varnothing 60 mm
- AL2031** (1..10) IP20 \varnothing 70 mm
- AL2040** (1..21) IP20 \varnothing 80 mm
- dimmable
- AL5012** (1..3) IP20 DALI 2 PUSH 0/1...10V \varnothing 45 mm
- AL5241** (1..14) IP20 DALI 2 PUSH \varnothing 70 mm
- dimming module
- AL7035** IP20 DALI 2 PUSH 0/1...10V \varnothing 44 mm
- Note - Nota
Dimming module AL7035 to be used in combination with a 24VDC power supply. Modulo di dimmerazione AL7035 da utilizzare in combinazione con un alimentatore 24VDC.



RAÙL 10 UGR

design: Lapo Grassellini

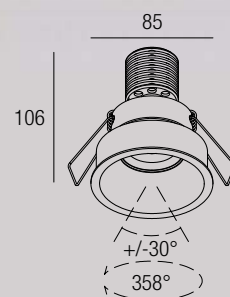


[DATASHEET](#)

[INSTALLATION MANUAL](#)

[CERTIFICATIONS](#)

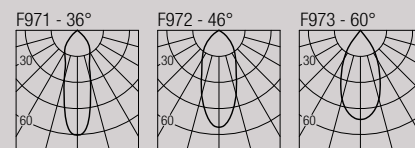
[LDT-IES](#) [DRAWINGS](#)



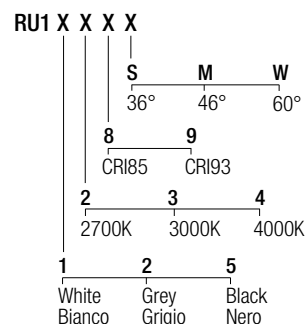
Adjustable downlight

10W · 250mA (V_i 36V)
CRI85 · CRI93 · 2-Step MacAdam

	CRI85	CRI93
2700K	890 lm	840 lm
3000K	1000 lm	930 lm
4000K	1040 lm	960 lm



Code Construction - Costruzione del codice



Accessories - Accessori

LOH1 White - Bianco
LOH1B Black - Nero
LOH1G Grey - Grigio
Low luminance louver
Filtro antiabbagliamento



SRU101
Milky screen - Schermo opale



Note - Nota
The screen must be ordered together with the lighting fixture. Lo schermo deve essere ordinato congiuntamente all'apparecchio.

Drivers - Alimentatori 250mA

on/off
AL1025 (1) IP20 \varnothing 40 mm
dimmable
AL4030 (1) IP20 0/1..10V \varnothing 55 mm
ALD425 (1) IP20 DALI 2 PUSH \varnothing 36 mm
AL4031 (1) IP20 DALI 2 \varnothing 55 mm
AL4032 (1) IP20 IGBT-TRIAC \varnothing 55 mm

MINE 6

design: Lapo Grassellini

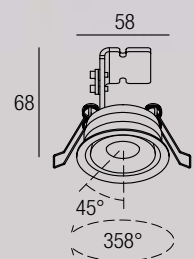


[DATASHEET](#)

[INSTALLATION MANUAL](#)

[CERTIFICATIONS](#)

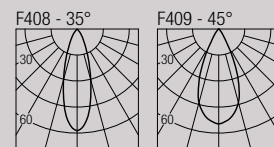
[LDT-IES](#) [DRAWINGS](#)



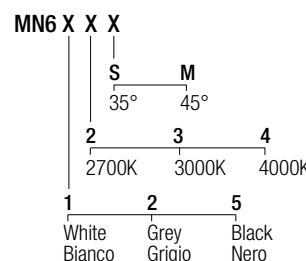
Adjustable downlight

6W · 500mA (V_i 9V) · Series wiring - Cablaggio in serie
CRI98 · 2-Step MacAdam

	2700K	3000K	4000K
	540 lm	600 lm	620 lm



Code Construction - Costruzione del codice



Accessories - Accessori

SMN601
Milky screen - Schermo opale



Note - Nota
The screen must be ordered together with the lighting fixture. Lo schermo deve essere ordinato congiuntamente all'apparecchio.

AL7022
24VDC/500mA constant current converter
Convertitore 24VDC/500mA corrente costante

Drivers - Alimentatori 500mA

on/off
AL1074 (1..2) IP20 \varnothing 30 mm
AL1077 (1..2) IP20 \varnothing 40 mm
AL1084 (1..3) IP20 S.P. \varnothing 55 mm
dimmable
AL4010 (1..4) IP20 PUSH 0/1..10V \varnothing 72 mm
ALD450 (1..2) IP20 DALI 2 PUSH \varnothing 36 mm
AL4151 (1..4) IP20 DALI 2 \varnothing 72 mm
AL4153 (1..4) IP20 PUSH IGBT-TRIAC \varnothing 56 mm



MINE 10

design: Lapo Grassellini

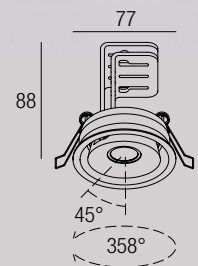


[DATASHEET](#)

[INSTALLATION MANUAL](#)

[CERTIFICATIONS](#)

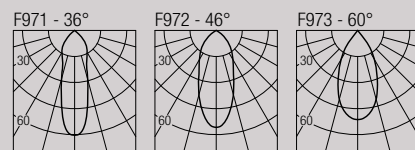
[LDT-IES](#) [DRAWINGS](#)



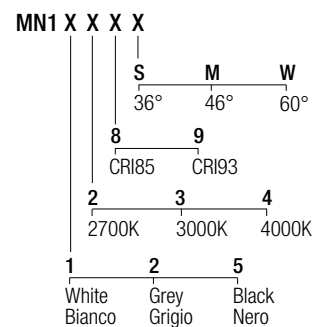
Adjustable downlight

10W · 250mA (V, 36V)
CRI85 - CRI93 · 2-Step MacAdam

	CRI85	CRI93
2700K	890 lm	840 lm
3000K	1000 lm	930 lm
4000K	1040 lm	960 lm



Code Construction - Costruzione del codice



Accessories - Accessori

SMN101

Milky screen - Schermo opale

Note - Nota
The screen must be ordered together with the lighting fixture. Lo schermo deve essere ordinato congiuntamente all'apparecchio.

Drivers - Alimentatori 250mA

- on/off **AL1025** (1) IP20 \varnothing 40 mm
- dimnable **AL4030** (1) IP20 0/1..10V \varnothing 55 mm
- ALD425** (1) IP20 DALI 2 PUSH \varnothing 36 mm
- AL4031** (1) IP20 DALI 2 \varnothing 55 mm
- AL4032** (1) IP20 IGBT-TRIAC \varnothing 55 mm

MINE 20

design: Lapo Grassellini

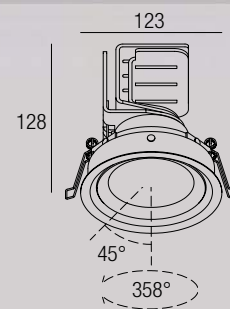


[DATASHEET](#)

[INSTALLATION MANUAL](#)

[CERTIFICATIONS](#)

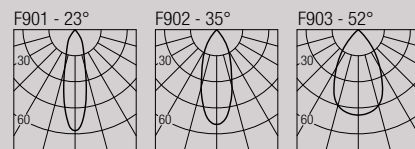
[LDT-IES](#) [DRAWINGS](#)



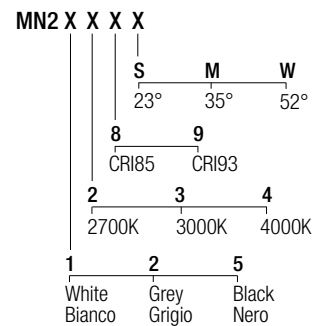
Adjustable downlight

20W · 500mA (V, 36V)
CRI85 - CRI93 · 2-Step MacAdam

	CRI85	CRI93
2700K	1830 lm	1700 lm
3000K	2000 lm	1830 lm
4000K	2100 lm	1950 lm



Code Construction - Costruzione del codice



Drivers - Alimentatori 500mA

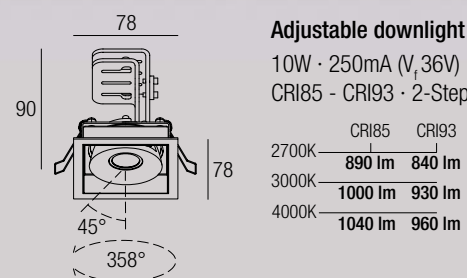
- on/off **AL1084** (1) IP20 S.P. \varnothing 55 mm
- dimnable **AL4010** (1) IP20 PUSH 0/1..10V \varnothing 72 mm
- ALB451** (1) IP20 DALI 2 PUSH \varnothing 46 mm
- AL4151** (1) IP20 DALI 2 \varnothing 72 mm
- AL4153** (1) IP20 PUSH IGBT-TRIAC \varnothing 56 mm



LOLLO 10

design: Lapo Grassellini

 IP20

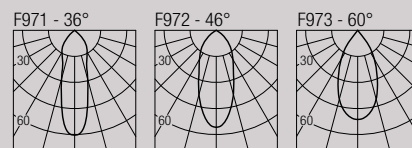
[DATASHEET](#)
[INSTALLATION MANUAL](#)
[CERTIFICATIONS](#)
[LDT-IES](#)
[DRAWINGS](#)


Adjustable downlight

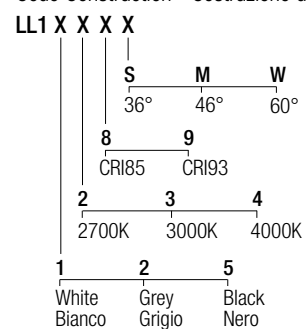
10W · 250mA (V_i 36V)

CRI85 - CRI93 · 2-Step MacAdam

	CRI85	CRI93
2700K	890 lm	840 lm
3000K	1000 lm	930 lm
4000K	1040 lm	960 lm



Code Construction - Costruzione del codice



Note - Nota

The finishing refers to the outer ring of the luminaire only, the inner part of the optical compartment is always black. La finitura fa riferimento al solo anello esterno dell'apparecchio, la parte interna del vano ottico è sempre di colore nero.

Accessories - Accessori

SL101

Milky screen - Schermo opale



Note - Nota
The screen must be ordered together with the lighting fixture. Lo schermo deve essere ordinato congiuntamente all'apparecchio.

Drivers - Alimentatori 250mA

on/off

AL1025 (1) IP20 ⌀ 40 mm

dimmable

AL4030 (1) IP20 0/1..10V ⌀ 55 mm

ALD425 (1) IP20 DALI 2 PUSH ⌀ 36 mm

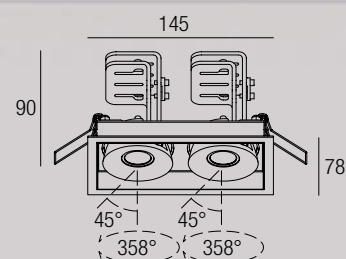
AL4031 (1) IP20 DALI 2 ⌀ 55 mm

AL4032 (1) IP20 IGBT-TRIAC ⌀ 55 mm

LOLLO X120

design: Lapo Grassellini

 IP20

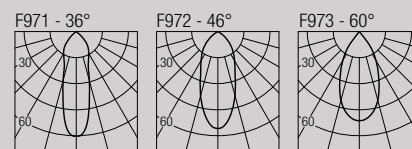
[DATASHEET](#)
[INSTALLATION MANUAL](#)
[CERTIFICATIONS](#)
[LDT-IES](#)
[DRAWINGS](#)


Adjustable downlight

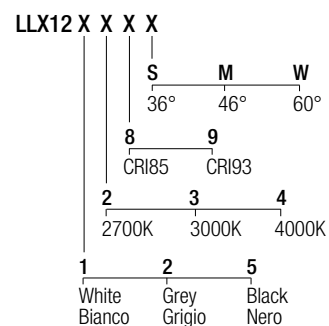
2x10W · 250mA (V_i 2x36V)

CRI85 - CRI93 · 2-Step MacAdam

	CRI85	CRI93
2700K	2 x 890 lm	2 x 840 lm
3000K	2 x 1000 lm	2 x 930 lm
4000K	2 x 1040 lm	2 x 960 lm



Code Construction - Costruzione del codice



Note - Nota

The finishing refers to the outer ring of the luminaire only, the inner part of the optical compartment is always black. La finitura fa riferimento al solo anello esterno dell'apparecchio, la parte interna del vano ottico è sempre di colore nero.

Accessories - Accessori

SLX1201 (2pcs)

Milky screen - Schermo opale



Note - Nota
The screen must be ordered together with the lighting fixture. Lo schermo deve essere ordinato congiuntamente all'apparecchio.

Drivers - Alimentatori 250mA

on/off

AL1025 (1) IP20 ⌀ 40 mm

dimmable

AL4030 (1) IP20 0/1..10V ⌀ 55 mm

ALD425 (1) IP20 DALI 2 PUSH ⌀ 36 mm

AL4031 (1) IP20 DALI 2 ⌀ 55 mm

AL4032 (1) IP20 IGBT-TRIAC ⌀ 55 mm

Note - Nota

Each fixture needs 2 drivers. Considerare 2 alimentatori per ogni apparecchio.



LOLLO X130

design: Lapo Grassellini

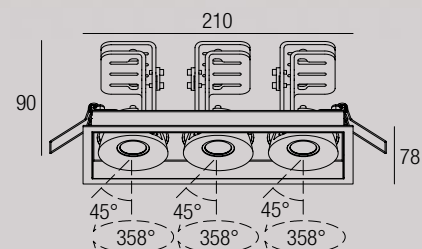


[DATASHEET](#)

[INSTALLATION MANUAL](#)

[CERTIFICATIONS](#)

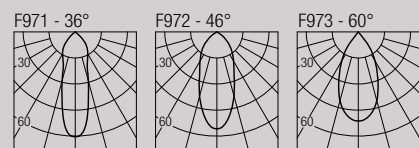
[LDT-IES](#) [DRAWINGS](#)



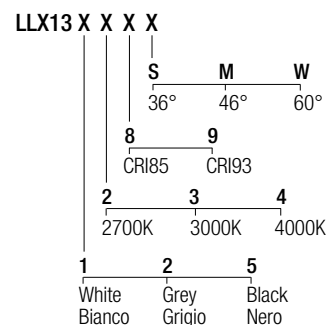
Adjustable downlight

3x10W · 250mA (V, 3x36V)
CRI85 - CRI93 · 2-Step MacAdam

	CRI85	CRI93
2700K	3 x 890 lm	3 x 840 lm
3000K	3 x 1000 lm	3 x 930 lm
4000K	3 x 1040 lm	3 x 960 lm



Code Construction - Costruzione del codice



Note - Nota
The finishing refers to the outer ring of the luminaire only, the inner part of the optical compartment is always black. La finitura fa riferimento al solo anello esterno dell'apparecchio, la parte interna del vano ottico è sempre di colore nero.

Accessories - Accessori

SLX1301 (3pcs)
Milky screen - Schermo opale

Note - Nota
The screen must be ordered together with the lighting fixture. Lo schermo deve essere ordinato congiuntamente all'apparecchio.

Drivers - Alimentatori 250mA

on/off
AL1025 (1) IP20 Ø40 mm
dimmable
AL4030 (1) IP20 0/1..10V Ø55 mm
ALD425 (1) IP20 DALI 2 PUSH Ø36 mm
AL4031 (1) IP20 DALI 2 Ø55 mm
AL4032 (1) IP20 IGBT-TRIAC Ø55 mm
Note - Nota
Each fixture needs 3 drivers. Considerare 3 alimentatori per ogni apparecchio.

LOLLO 20

design: Lapo Grassellini

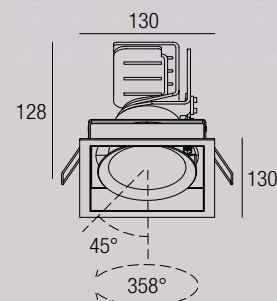


[DATASHEET](#)

[INSTALLATION MANUAL](#)

[CERTIFICATIONS](#)

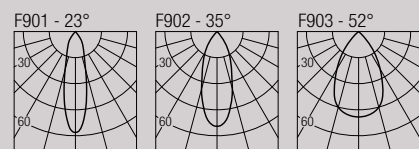
[LDT-IES](#) [DRAWINGS](#)



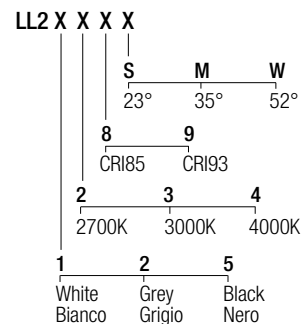
Adjustable downlight

20W · 500mA (V, 36V)
CRI85 - CRI93 · 2-Step MacAdam

	CRI85	CRI93
2700K	1830 lm	1700 lm
3000K	2000 lm	1830 lm
4000K	2100 lm	1950 lm



Code Construction - Costruzione del codice



Note - Nota
The finishing refers to the outer ring of the luminaire only, the inner part of the optical compartment is always black. La finitura fa riferimento al solo anello esterno dell'apparecchio, la parte interna del vano ottico è sempre di colore nero.

Drivers - Alimentatori 500mA

on/off
AL1084 (1) IP20 S.P. Ø55 mm
dimmable
AL4010 (1) IP20 PUSH 0/1..10V Ø72 mm
ALB451 (1) IP20 DALI 2 PUSH Ø46 mm
AL4151 (1) IP20 DALI 2 Ø72 mm
AL4153 (1) IP20 PUSH IGBT-TRIAC Ø56 mm



LOLLO X220

design: Lapo Grassellini

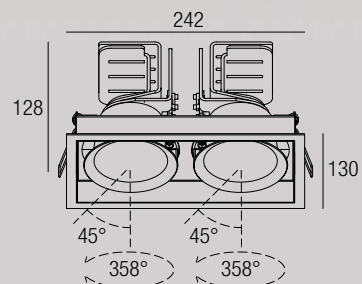


[DATASHEET](#)

[INSTALLATION MANUAL](#)

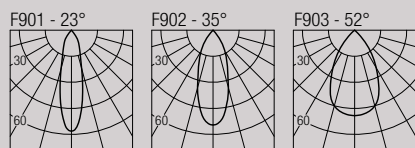
[CERTIFICATIONS](#)

[LDT-IES](#) [DRAWINGS](#)

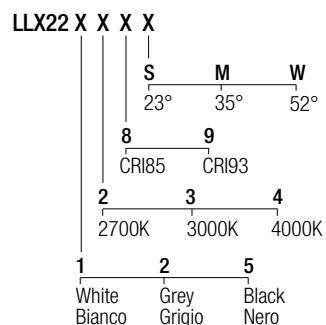


Adjustable downlight
2x20W · 500mA (V, 2x36V)
CRI85 - CRI93 · 2-Step MacAdam

	CRI85	CRI93
2700K	2 x 1830 lm	2 x 1700 lm
3000K	2 x 2000 lm	2 x 1830 lm
4000K	2 x 2100 lm	2 x 1950 lm



Code Construction - Costruzione del codice



Note - Nota
The finishing refers to the outer ring of the luminaire only, the inner part of the optical compartment is always black.
La finitura fa riferimento al solo anello esterno dell'apparecchio, la parte interna del vano ottico è sempre di colore nero.

Drivers - Alimentatori 500mA
on/off
AL1084 (1) IP20 S.P. ⌀ 55 mm
dimmable
AL4010 (1) IP20 PUSH 0/1..10V ⌀ 72 mm
ALB451 (1) IP20 DALI 2 PUSH ⌀ 46 mm
AL4151 (1) IP20 DALI 2 ⌀ 72 mm
AL4153 (1) IP20 PUSH IGBT-TRIAC ⌀ 56 mm
Note - Nota
Each fixture needs 2 drivers.
Considerare 2 alimentatori per ogni apparecchio.

LOLLO X230

design: Lapo Grassellini

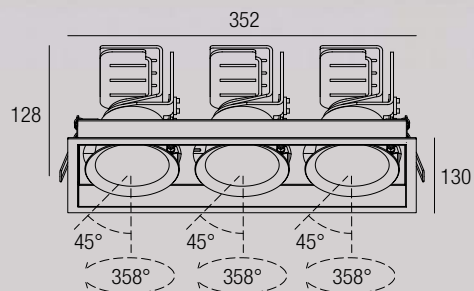


[DATASHEET](#)

[INSTALLATION MANUAL](#)

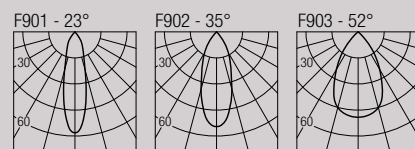
[CERTIFICATIONS](#)

[LDT-IES](#) [DRAWINGS](#)

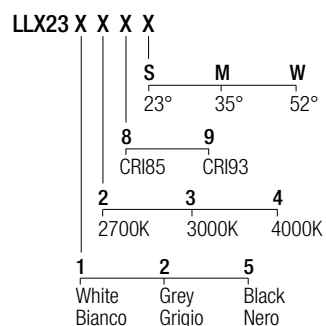


Adjustable downlight
3x20W · 500mA (V, 3x36V)
CRI85 - CRI93 · 2-Step MacAdam

	CRI85	CRI93
2700K	3 x 1830 lm	3 x 1700 lm
3000K	3 x 2000 lm	3 x 1830 lm
4000K	3 x 2100 lm	3 x 1950 lm



Code Construction - Costruzione del codice



Note - Nota
The finishing refers to the outer ring of the luminaire only, the inner part of the optical compartment is always black.
La finitura fa riferimento al solo anello esterno dell'apparecchio, la parte interna del vano ottico è sempre di colore nero.

Drivers - Alimentatori 500mA
on/off
AL1084 (1) IP20 S.P. ⌀ 55 mm
dimmable
AL4010 (1) IP20 PUSH 0/1..10V ⌀ 72 mm
ALB451 (1) IP20 DALI 2 PUSH ⌀ 46 mm
AL4151 (1) IP20 DALI 2 ⌀ 72 mm
AL4153 (1) IP20 PUSH IGBT-TRIAC ⌀ 56 mm
Note - Nota
Each fixture needs 3 drivers.
Considerare 3 alimentatori per ogni apparecchio.



MINILED A R10

design: Lapo Grassellini

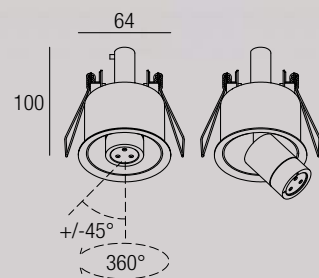


[DATASHEET](#)

[INSTALLATION MANUAL](#)

[CERTIFICATIONS](#)

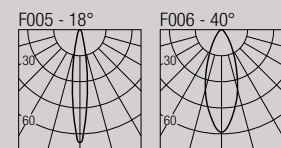
[LDT-IES](#) [DRAWINGS](#)



Adjustable downlight

3W · 350mA (V, 8,7V) · Series wiring - Cablaggio in serie
CRI85 · 2-Step MacAdam

2700K	267 lm
3000K	279 lm
4200K	309 lm
6000K	342 lm



Code Construction - Costruzione del codice

MLDR X X X

1	2						
18°	40°						
0	1	2	3	6	7	8	
2700K	3000K	4200K	6000K	Blue	Green	Red	
1	2	5					
White	Grey	Black					
Bianco	Grigio	Nero					

Note - Nota
The finishing refers to the outer ring of the luminaire only, the inner part of the optical compartment is always black.
La finitura fa riferimento al solo anello esterno dell'apparecchio, la parte interna del vano ottico è sempre di colore nero.

Accessories - Accessori

AL7021
24VDC/350mA constant current converter
Convertitore 24VDC/350mA corrente costante

Drivers - Alimentatori 350mA

on/off
AL1034 (1..3) IP20 \varnothing 30 mm
AL1035 (1..3) IP20 \varnothing 40 mm
AL1037 (1..5) IP20 S.P. \varnothing 55 mm

dimmmable
AL4000 (1..4) IP20 PUSH 0/1..10V \varnothing 72 mm
ALD435 (1..3) IP20 DALI 2 PUSH \varnothing 36 mm
AL4051 (1..4) IP20 DALI 2 \varnothing 72 mm
AL4053 (1..4) IP20 PUSH IGBT-TRIAC \varnothing 56 mm

MINILED A Q10

design: Lapo Grassellini

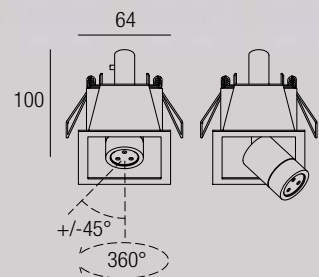


[DATASHEET](#)

[INSTALLATION MANUAL](#)

[CERTIFICATIONS](#)

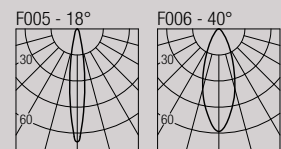
[LDT-IES](#) [DRAWINGS](#)



Adjustable downlight

3W · 350mA (V, 8,7V) · Series wiring - Cablaggio in serie
CRI85 · 2-Step MacAdam

2700K	267 lm
3000K	279 lm
4200K	309 lm
6000K	342 lm



Code Construction - Costruzione del codice

MLDQ X X X

1	2						
18°	40°						
0	1	2	3	6	7	8	
2700K	3000K	4200K	6000K	Blue	Green	Red	
1	2	5					
White	Grey	Black					
Bianco	Grigio	Nero					

Note - Nota
The finishing refers to the outer ring of the luminaire only, the inner part of the optical compartment is always black.
La finitura fa riferimento al solo anello esterno dell'apparecchio, la parte interna del vano ottico è sempre di colore nero.


Accessories - Accessori

AL7021
24VDC/350mA constant current converter
Convertitore 24VDC/350mA corrente costante

Drivers - Alimentatori 350mA

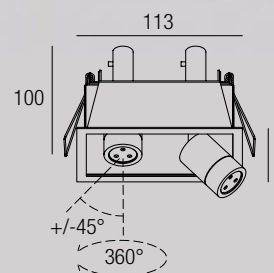
on/off
AL1034 (1..3) IP20 \varnothing 30 mm
AL1035 (1..3) IP20 \varnothing 40 mm
AL1037 (1..5) IP20 S.P. \varnothing 55 mm

dimmmable
AL4000 (1..4) IP20 PUSH 0/1..10V \varnothing 72 mm
ALD435 (1..3) IP20 DALI 2 PUSH \varnothing 36 mm
AL4051 (1..4) IP20 DALI 2 \varnothing 72 mm
AL4053 (1..4) IP20 PUSH IGBT-TRIAC \varnothing 56 mm

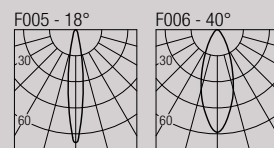


MINILED A QX120

design: Lapo Grassellini

 IP20
**Adjustable downlight**2x3W · 350mA (V_i 2x8,7V) · Series wiring - Cablaggio in serie CRI85 · 2-Step MacAdam

2700K — 2 x 267 lm
 3000K — 2 x 279 lm
 4200K — 2 x 309 lm
 6000K — 2 x 342 lm

[DATASHEET](#)[INSTALLATION MANUAL](#)[CERTIFICATIONS](#)[LDT-IES](#) [DRAWINGS](#)

Code Construction - Costruzione del codice

MLDQX12 X X X

1	2						
18°	40°						
0	1	2	3	6	7	8	
2700K	3000K	4200K	6000K	Blue	Green	Red	
1	2	5					
White	Grey	Black					
Bianco	Grigio	Nero					

Note - Nota

The finishing refers to the outer ring of the luminaire only, the inner part of the optical compartment is always black. La finitura fa riferimento al solo anello esterno dell'apparecchio, la parte interna del vano ottico è sempre di colore nero.

Accessories - Accessori

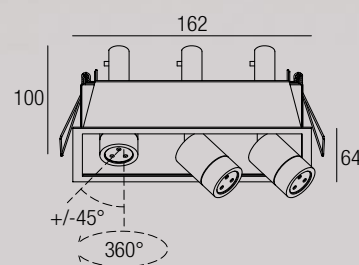
AL7021
 24VDC/350mA constant current converter
 Convertitore 24VDC/350mA corrente costante

Drivers - Alimentatori 350mA

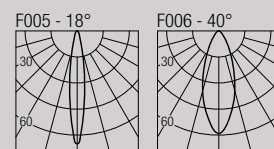
on/off
AL1034 (1) IP20 \varnothing 30 mm
AL1035 (1) IP20 \varnothing 40 mm
AL1037 (1..2) IP20 S.P. \varnothing 55 mm
 dimmable
AL4000 (1..2) IP20 PUSH 0/1..10V \varnothing 72 mm
ALD435 (1) IP20 DALI 2 PUSH \varnothing 36 mm
AL4051 (1..2) IP20 DALI 2 \varnothing 72 mm
AL4053 (1..2) IP20 PUSH IGBT-TRIAC \varnothing 56 mm

MINILED A QX130

design: Lapo Grassellini

 IP20
**Adjustable downlight**3x3W · 350mA (V_i 3x8,7V) CRI85 · 2-Step MacAdam

2700K — 3 x 267 lm
 3000K — 3 x 279 lm
 4200K — 3 x 309 lm
 6000K — 3 x 342 lm

[DATASHEET](#)[INSTALLATION MANUAL](#)[CERTIFICATIONS](#)[LDT-IES](#) [DRAWINGS](#)

Code Construction - Costruzione del codice

MLDQX13 X X X

1	2						
18°	40°						
0	1	2	3	6	7	8	
2700K	3000K	4200K	6000K	Blue	Green	Red	
1	2	5					
White	Grey	Black					
Bianco	Grigio	Nero					

Note - Nota

The finishing refers to the outer ring of the luminaire only, the inner part of the optical compartment is always black. La finitura fa riferimento al solo anello esterno dell'apparecchio, la parte interna del vano ottico è sempre di colore nero.

Accessories - Accessori

AL7021
 24VDC/350mA constant current converter
 Convertitore 24VDC/350mA corrente costante

Drivers - Alimentatori 350mA

on/off
AL1034 (1) IP20 \varnothing 30 mm
AL1035 (1) IP20 \varnothing 40 mm
AL1037 (1) IP20 S.P. \varnothing 55 mm
 dimmable
AL4000 (1) IP20 PUSH 0/1..10V \varnothing 72 mm
ALD435 (1) IP20 DALI 2 PUSH \varnothing 36 mm
AL4051 (1) IP20 DALI 2 \varnothing 72 mm
AL4053 (1) IP20 PUSH IGBT-TRIAC \varnothing 56 mm



LEDA R10

design: Lapo Grassellini

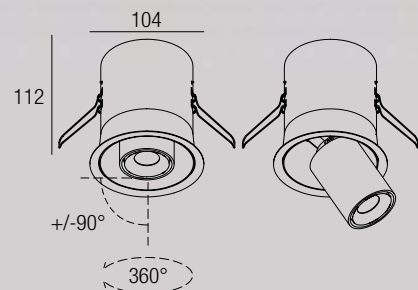


[DATASHEET](#)

[INSTALLATION MANUAL](#)

[CERTIFICATIONS](#)

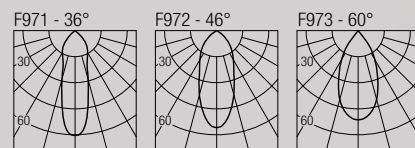
[LDT-IES](#) [DRAWINGS](#)



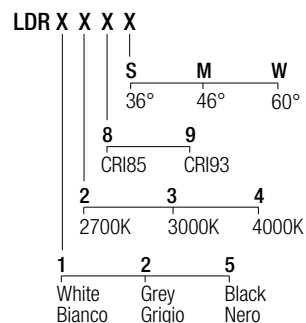
Adjustable downlight

10W · 250mA (V, 36V)
CRI85 - CRI93 · 2-Step MacAdam

	CRI85	CRI93
2700K	890 lm	840 lm
3000K	1000 lm	930 lm
4000K	1040 lm	960 lm



Code Construction - Costruzione del codice



Note - Nota
The finishing refers to the outer ring of the luminaire only, the inner part of the optical compartment is always black. La finitura fa riferimento al solo anello esterno dell'apparecchio, la parte interna del vano ottico è sempre di colore nero.

Accessories - Accessori

SLDR01
Milky screen - Schermo opale

Note - Nota
The screen must be ordered together with the lighting fixture. Lo schermo deve essere ordinato congiuntamente all'apparecchio.

Drivers - Alimentatori 250mA

on/off
AL1025 (1) IP20 \varnothing 40 mm
dimmable
AL4030 (1) IP20 0/1...10V \varnothing 55 mm
ALD425 (1) IP20 DALI 2 PUSH \varnothing 36 mm
AL4031 (1) IP20 DALI 2 \varnothing 55 mm
AL4032 (1) IP20 IGBT-TRIAC \varnothing 55 mm

LEDA Q10

design: Lapo Grassellini

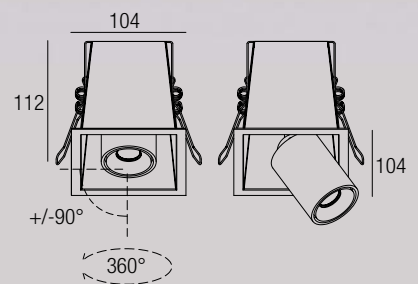


[DATASHEET](#)

[INSTALLATION MANUAL](#)

[CERTIFICATIONS](#)

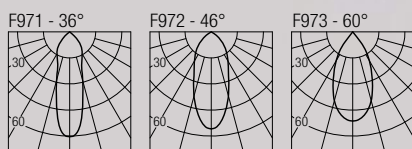
[LDT-IES](#) [DRAWINGS](#)



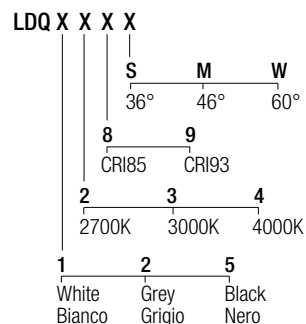
Adjustable downlight

10W · 250mA (V, 36V)
CRI85 - CRI93 · 2-Step MacAdam

	CRI85	CRI93
2700K	890 lm	840 lm
3000K	1000 lm	930 lm
4000K	1040 lm	960 lm



Code Construction - Costruzione del codice



Note - Nota
The finishing refers to the outer ring of the luminaire only, the inner part of the optical compartment is always black. La finitura fa riferimento al solo anello esterno dell'apparecchio, la parte interna del vano ottico è sempre di colore nero.

Accessories - Accessori

SLDQ01
Milky screen - Schermo opale

Note - Nota
The screen must be ordered together with the lighting fixture. Lo schermo deve essere ordinato congiuntamente all'apparecchio.

Drivers - Alimentatori 250mA

on/off
AL1025 (1) IP20 \varnothing 40 mm
dimmable
AL4030 (1) IP20 0/1...10V \varnothing 55 mm
ALD425 (1) IP20 DALI 2 PUSH \varnothing 36 mm
AL4031 (1) IP20 DALI 2 \varnothing 55 mm
AL4032 (1) IP20 IGBT-TRIAC \varnothing 55 mm



LEDA QX120

design: Lapo Grassellini

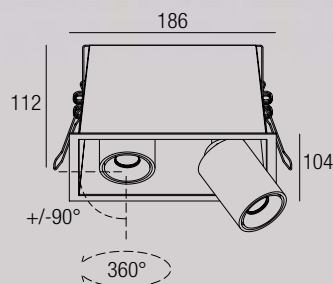
175x95 mm IP20

DATASHEET ▶

INSTALLATION MANUAL ▶

CERTIFICATIONS ▶

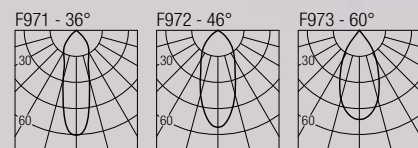
LDT-IES ▶ DRAWINGS ▶



Adjustable downlight

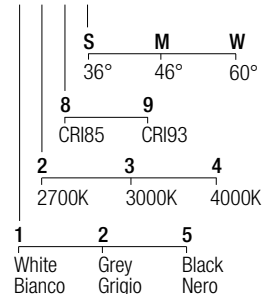
2x10W · 250mA (V_i 2x36V)
CRI85 - CRI93 · 2-Step MacAdam

	CRI85	CRI93
2700K	2 x 890 lm	2 x 840 lm
3000K	2 x 1000 lm	2 x 930 lm
4000K	2 x 1040 lm	2 x 960 lm



Code Construction - Costruzione del codice

LQX12 X X X X



Note - Nota
The finishing refers to the outer ring of the luminaire only, the inner part of the optical compartment is always black.
La finitura fa riferimento al solo anello esterno dell'apparecchio, la parte interna del vano ottico è sempre di colore nero.

Accessories - Accessori

SLDQX1201 (2pcs)
Milky screen - Schermo opale

Note - Nota
The screen must be ordered together with the lighting fixture.
Lo schermo deve essere ordinato congiuntamente all'apparecchio.

Drivers - Alimentatori 250mA

on/off
AL1025 (1) IP20 ⌀ 40 mm
dimmable
AL4030 (1) IP20 0/1...10V ⌀ 55 mm
ALD425 (1) IP20 DALI 2 PUSH ⌀ 36 mm
AL4031 (1) IP20 DALI 2 ⌀ 55 mm
AL4032 (1) IP20 IGBT-TRIAC ⌀ 55 mm
Note - Nota
Each fixture needs 2 drivers.
Considerare 2 alimentatori per ogni apparecchio.



LEDA QX130

design: Lapo Grassellini

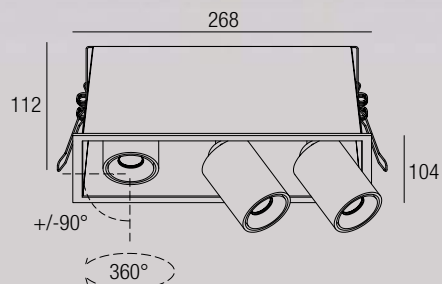
255x95 mm IP20

DATASHEET ▶

INSTALLATION MANUAL ▶

CERTIFICATIONS ▶

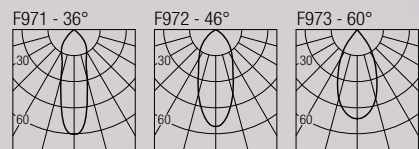
LDT-IES ▶ DRAWINGS ▶



Adjustable downlight

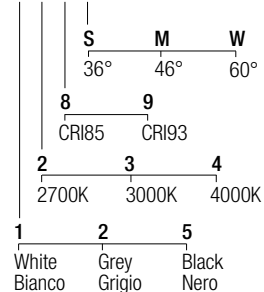
3x10W · 250mA (V_i 3x36V)
CRI85 - CRI93 · 2-Step MacAdam

	CRI85	CRI93
2700K	3 x 890 lm	3 x 840 lm
3000K	3 x 1000 lm	3 x 930 lm
4000K	3 x 1040 lm	3 x 960 lm



Code Construction - Costruzione del codice

LQX13 X X X X



Note - Nota
The finishing refers to the outer ring of the luminaire only, the inner part of the optical compartment is always black.
La finitura fa riferimento al solo anello esterno dell'apparecchio, la parte interna del vano ottico è sempre di colore nero.

Accessories - Accessori

SLDQX1301 (3pcs)
Milky screen - Schermo opale

Note - Nota
The screen must be ordered together with the lighting fixture.
Lo schermo deve essere ordinato congiuntamente all'apparecchio.

Drivers - Alimentatori 250mA

on/off
AL1025 (1) IP20 ⌀ 40 mm
dimmable
AL4030 (1) IP20 0/1...10V ⌀ 55 mm
ALD425 (1) IP20 DALI 2 PUSH ⌀ 36 mm
AL4031 (1) IP20 DALI 2 ⌀ 55 mm
AL4032 (1) IP20 IGBT-TRIAC ⌀ 55 mm
Note - Nota
Each fixture needs 3 drivers.
Considerare 3 alimentatori per ogni apparecchio.



SOREL

design: Roberto Mantovani

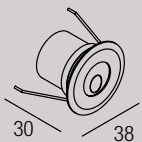
[DATASHEET](#) [INSTALLATION MANUAL](#)

IP65

[CERTIFICATIONS](#) [LDT-IES](#) [DRAWINGS](#)

Steplight

1-2W · 350-500mA (V_i 2,9V) · Series wiring - Cablaggio in serie
CRI85 · 2-Step MacAdam



	350mA	500mA
2700K	89 lm	128 lm
3000K	93 lm	133 lm
4200K	103 lm	154 lm
6000K	114 lm	165 lm



Code Construction - Costruzione del codice

NP1 X 0 X

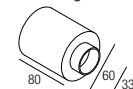
0	1	2	3	6	7	8	
2700K	3000K	4200K	6000K	Blue Blu	Green Verde	Red Rosso	
1	2	3	4	5	6	7	9
White Bianco	Aluminium Alluminio	Chrome Cromo	Gold Oro	Black Nero	Bronze Bronzo	Titanium Titanio	INOX Steel AISI 316L

Accessories - Accessori

CS1001
Recessing box - Controcassa



CS1006
Recessing box - Controcassa



AL7022
24VDC/500mA constant current converter
Convertitore 24VDC/500mA corrente costante

Drivers - Alimentatori 350mA

on/off
AL1034 (1..11) IP20 \varnothing 30 mm
AL1035 (1..11) IP20 \varnothing 40 mm
AL1037 (1..16) IP20 S.P. \varnothing 55 mm
AL9011 (1..12) IP67 \varnothing 44 mm

dimmable
AL4000 (1..12) IP20 PUSH 0/1..10V \varnothing 72 mm
ALD435 (1..11) IP20 DALI 2 PUSH \varnothing 36 mm
AL4051 (2..14) IP20 DALI 2 \varnothing 72 mm
AL4053 (1..14) IP20 PUSH IGBT-TRIAC \varnothing 56 mm
AL6035 (2..8) IP67 DALI 2 \varnothing 44 mm
AL8035 (4..16) IP67 DALI 2 \varnothing 48 mm

Drivers - Alimentatori 500mA

on/off
AL1074 (1..7) IP20 \varnothing 30 mm
AL1077 (1..6) IP20 \varnothing 40 mm
AL1084 (1..11) IP20 S.P. \varnothing 55 mm
AL9051 (1..11) IP67 \varnothing 44 mm

dimmable
AL4010 (1..12) IP20 PUSH 0/1..10V \varnothing 72 mm
ALD450 (1..7) IP20 DALI 2 PUSH \varnothing 36 mm
AL4151 (2..14) IP20 DALI 2 \varnothing 72 mm
AL4153 (1..14) IP20 PUSH IGBT-TRIAC \varnothing 56 mm
AL6050 (2..6) IP67 DALI 2 \varnothing 44 mm
AL8050 (4..16) IP67 DALI 2 \varnothing 48 mm

UMA

design: Roberto Mantovani

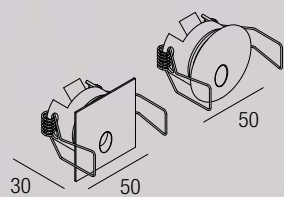
IP40

[DATASHEET](#) [INSTALLATION MANUAL](#)

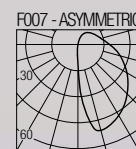
[CERTIFICATIONS](#) [LDT-IES](#) [DRAWINGS](#)

Steplight

1W · 350mA (V_i 2,9V) · Series wiring - Cablaggio in serie
CRI85 · 2-Step MacAdam



	2700K	3000K	4200K	6000K
	89 lm	93 lm	103 lm	114 lm



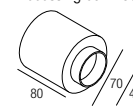
Code Construction - Costruzione del codice

UM X X 2 X

0	1	2	3	6	7	8
2700K	3000K	4200K	6000K	Blue Blu	Green Verde	Red Rosso
1	2	3	4	5		
White Bianco	Grey Grigio	Chrome Cromo	Gold Oro	Black Nero		
1	2					
Round Tondo	Square Quadrato					

Accessories - Accessori

CS1005
Recessing box - Controcassa



AL7021
24VDC/350mA constant current converter
Convertitore 24VDC/350mA corrente costante

Drivers - Alimentatori 350mA

on/off
AL1034 (1..11) IP20 \varnothing 30 mm
AL1035 (1..11) IP20 \varnothing 40 mm
AL1037 (1..16) IP20 S.P. \varnothing 55 mm

dimmable
AL4000 (1..12) IP20 PUSH 0/1..10V \varnothing 72 mm
ALD435 (1..11) IP20 DALI 2 PUSH \varnothing 36 mm
AL4051 (2..14) IP20 DALI 2 \varnothing 72 mm
AL4053 (1..14) IP20 PUSH IGBT-TRIAC \varnothing 56 mm



BIRDIE

design: Jude Allen



[DATASHEET](#)

[INSTALLATION MANUAL](#)

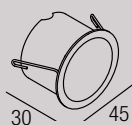
[CERTIFICATIONS](#)

[LDT-IES](#)

[DRAWINGS](#)

Steplight

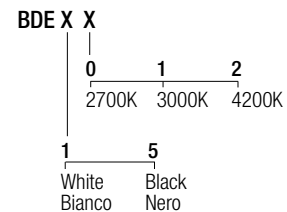
1-2W · 350-500mA (V, 2,9V) · Series wiring - Cablaggio in serie
CRI85 · 2-Step MacAdam



	350mA	500mA
2700K	116 lm	166 lm
3000K	124 lm	177 lm
4200K	137 lm	204 lm

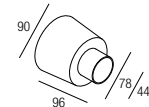


Code Construction - Costruzione del codice



Accessories - Accessori

CSDS05
Recessing box - Controcassa



AL7022
24VDC/500mA constant current converter
Convertitore 24VDC/500mA corrente costante

Drivers - Alimentatori 350mA

- on/off
AL1034 (1..11) IP20 ⌀ 30 mm
AL1035 (1..11) IP20 ⌀ 40 mm
AL1037 (1..16) IP20 S.P. ⌀ 55 mm
- dimnable
AL4000 (1..12) IP20 PUSH 0/1..10V ⌀ 72 mm
ALD435 (1..11) IP20 DALI 2 PUSH ⌀ 36 mm
AL4051 (2..14) IP20 DALI 2 ⌀ 72 mm
AL4053 (1..14) IP20 PUSH IGBT-TRIAC ⌀ 56 mm

Drivers - Alimentatori 500mA

- on/off
AL1074 (1..7) IP20 ⌀ 30 mm
AL1077 (1..6) IP20 ⌀ 40 mm
AL1084 (1..11) IP20 S.P. ⌀ 55 mm
- dimnable
AL4010 (1..12) IP20 PUSH 0/1..10V ⌀ 72 mm
ALD450 (1..7) IP20 DALI 2 PUSH ⌀ 36 mm
AL4151 (2..14) IP20 DALI 2 ⌀ 72 mm
AL4153 (1..14) IP20 PUSH IGBT-TRIAC ⌀ 56 mm

BIRDIE TRIMLESS

design: Jude Allen



[DATASHEET](#)

[INSTALLATION MANUAL](#)

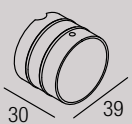
[CERTIFICATIONS](#)

[LDT-IES](#)

[DRAWINGS](#)

Trimless steplight

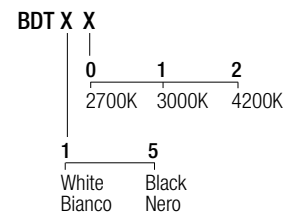
1-2W · 350-500mA (V, 2,9V) · Series wiring - Cablaggio in serie
CRI85 · 2-Step MacAdam



	350mA	500mA
2700K	116 lm	166 lm
3000K	124 lm	177 lm
4200K	137 lm	204 lm

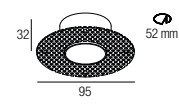


Code Construction - Costruzione del codice



Accessories - Accessori

BQC001 White - Bianco
BQC001B Black - Nero
 Plasterboard recessing frame
 Flangia per cartongesso




AL7022
24VDC/500mA constant current converter
Convertitore 24VDC/500mA corrente costante

Drivers - Alimentatori 350mA

- on/off
AL1034 (1..11) IP20 ⌀ 30 mm
AL1035 (1..11) IP20 ⌀ 40 mm
AL1037 (1..16) IP20 S.P. ⌀ 55 mm
- dimnable
AL4000 (1..12) IP20 PUSH 0/1..10V ⌀ 72 mm
ALD435 (1..11) IP20 DALI 2 PUSH ⌀ 36 mm
AL4051 (2..14) IP20 DALI 2 ⌀ 72 mm
AL4053 (1..14) IP20 PUSH IGBT-TRIAC ⌀ 56 mm

Drivers - Alimentatori 500mA

- on/off
AL1074 (1..7) IP20 ⌀ 30 mm
AL1077 (1..6) IP20 ⌀ 40 mm
AL1084 (1..11) IP20 S.P. ⌀ 55 mm
- dimnable
AL4010 (1..12) IP20 PUSH 0/1..10V ⌀ 72 mm
ALD450 (1..7) IP20 DALI 2 PUSH ⌀ 36 mm
AL4151 (2..14) IP20 DALI 2 ⌀ 72 mm
AL4153 (1..14) IP20 PUSH IGBT-TRIAC ⌀ 56 mm



BEAN

design: Roberto Mantovani



[DATASHEET](#)

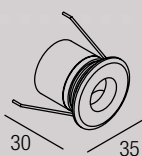
[INSTALLATION MANUAL](#)

[CERTIFICATIONS](#)

[LDT-IES](#) [DRAWINGS](#)

Steplight

1W · 350mA (V, 2,9V) · Series wiring - Cablaggio in serie
CRI85 · 2-Step MacAdam



2700K	101 lm
3000K	109 lm
4200K	116 lm
6000K	132 lm

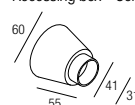


Code Construction - Costruzione del codice

EA1 X X	
B	G N K Z
White Bianco	Grey Grigio Black Nero COR-TEN INOX Steel AISI 316L
0	1 2 3 6 7 8
2700K	3000K 4200K 6000K Blue Blu Green Verde Red Rosso

Accessories - Accessori

CSLN01
Recessing box - Controcassa



Drivers - Alimentatori 350mA

- on/off
AL1034 (1..11) IP20 ⌀ 30 mm
AL1035 (1..11) IP20 ⌀ 40 mm
AL1037 (1..16) IP20 S.P. ⌀ 55 mm
AL9011 (1..12) IP67 ⌀ 44 mm
- dimmable
AL4000 (1..12) IP20 PUSH 0/1...10V ⌀ 72 mm
ALD435 (1..11) IP20 DALI 2 PUSH ⌀ 36 mm
AL4051 (2..14) IP20 DALI 2 ⌀ 72 mm
AL4053 (1..14) IP20 PUSH IGBT-TRIAC ⌀ 56 mm
AL6035 (2..8) IP67 DALI 2 ⌀ 44 mm
AL8035 (4..16) IP67 DALI 2 ⌀ 48 mm

BANG

design: Roberto Mantovani



[DATASHEET](#)

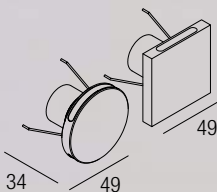
[INSTALLATION MANUAL](#)

[CERTIFICATIONS](#)

[LDT-IES](#) [DRAWINGS](#)

Steplight

1-2W · 350-500mA (V, 2,9V) · Series wiring - Cablaggio in serie
CRI85 · 2-Step MacAdam



	350mA	500mA
2700K	89 lm	128 lm
3000K	93 lm	133 lm
4200K	103 lm	154 lm
6000K	114 lm	165 lm



Code Construction - Costruzione del codice

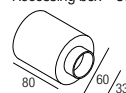
BA X X X X	
0	1 2 3 6 7 8
2700K	3000K 4200K 6000K Blue Blu Green Verde Red Rosso
1	2 3 4 5
White Bianco	Grey Grigio Chrome Cromo Gold Oro Black Nero
1	2
Single emission Monoemissione	Double emission Biemissione
1	2
Round Tondo	Square Quadrato

Accessories - Accessori

CS1001
Recessing box - Controcassa



CS1006
Recessing box - Controcassa



AL7022
24VDC/500mA constant
current converter
Convertitore 24VDC/500mA
corrente costante

Drivers - Alimentatori 350mA

- on/off
AL1034 (1..11) IP20 ⌀ 30 mm
AL1035 (1..11) IP20 ⌀ 40 mm
AL1037 (1..16) IP20 S.P. ⌀ 55 mm
- dimmable
AL4000 (1..12) IP20 PUSH 0/1...10V ⌀ 72 mm
ALD435 (1..11) IP20 DALI 2 PUSH ⌀ 36 mm
AL4051 (2..14) IP20 DALI 2 ⌀ 72 mm
AL4053 (1..14) IP20 PUSH IGBT-TRIAC ⌀ 56 mm

Drivers - Alimentatori 500mA

- on/off
AL1074 (1..7) IP20 ⌀ 30 mm
AL1077 (1..6) IP20 ⌀ 40 mm
AL1084 (1..11) IP20 S.P. ⌀ 55 mm
- dimmable
AL4010 (1..12) IP20 PUSH 0/1...10V ⌀ 72 mm
ALD450 (1..7) IP20 DALI 2 PUSH ⌀ 36 mm
AL4151 (2..14) IP20 DALI 2 ⌀ 72 mm
AL4153 (1..14) IP20 PUSH IGBT-TRIAC ⌀ 56 mm



DAGO 2

design: Roberto Mantovani



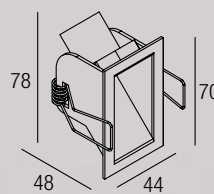
[DATASHEET](#)

[INSTALLATION MANUAL](#)

[CERTIFICATIONS](#)

[LDT-IES](#)

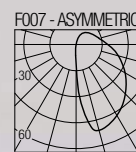
[DRAWINGS](#)



Steplight

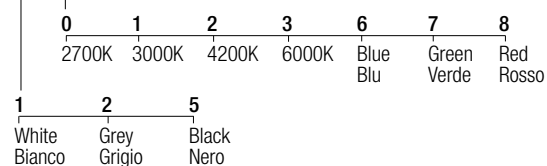
1-2W · 350-500mA (V_i 2,9V) · Series wiring - Cablaggio in serie
CRI85 · 2-Step MacAdam

	350mA	500mA
2700K	89 lm	128 lm
3000K	93 lm	133 lm
4200K	103 lm	154 lm
6000K	114 lm	165 lm



Code Construction - Costruzione del codice

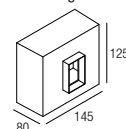
DG2 X 2 X



Accessories - Accessori

CS1007

Recessing box - Controcassa



AL7022

24VDC/500mA constant current converter
Convertitore 24VDC/500mA corrente costante

Drivers - Alimentatori 350mA

on/off

- AL1034 (1..1) IP20 ⌀ 30 mm
- AL1035 (1..1) IP20 ⌀ 40 mm
- AL1037 (1..16) IP20 S.P. ⌀ 55 mm

dimmable

- AL4000 (1..12) IP20 PUSH 0/1..10V ⌀ 72 mm
- ALD435 (1..11) IP20 DALI 2 PUSH ⌀ 36 mm
- AL4051 (2..14) IP20 DALI 2 ⌀ 72 mm
- AL4053 (1..14) IP20 PUSH IGBT-TRIAC ⌀ 56 mm

Drivers - Alimentatori 500mA

on/off

- AL1074 (1..7) IP20 ⌀ 30 mm
- AL1077 (1..6) IP20 ⌀ 40 mm
- AL1084 (1..11) IP20 S.P. ⌀ 55 mm

dimmable

- AL4010 (1..12) IP20 PUSH 0/1..10V ⌀ 72 mm
- ALD450 (1..7) IP20 DALI 2 PUSH ⌀ 36 mm
- AL4151 (2..14) IP20 DALI 2 ⌀ 72 mm
- AL4153 (1..14) IP20 PUSH IGBT-TRIAC ⌀ 56 mm

DAGO 6

design: Roberto Mantovani



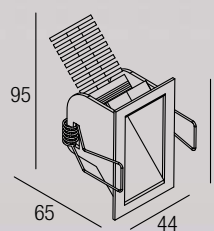
[DATASHEET](#)

[INSTALLATION MANUAL](#)

[CERTIFICATIONS](#)

[LDT-IES](#)

[DRAWINGS](#)



Steplight

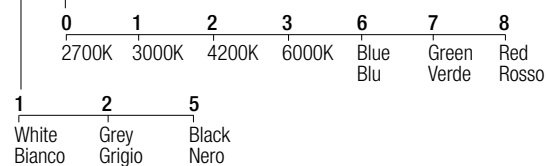
3-6W · 350-500mA (V_i 8,7V) · Series wiring - Cablaggio in serie
CRI85 · 2-Step MacAdam

	350mA	500mA
2700K	267 lm	384 lm
3000K	279 lm	400 lm
4200K	309 lm	462 lm
6000K	342 lm	495 lm



Code Construction - Costruzione del codice

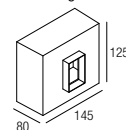
DG6 X 2 X



Accessories - Accessori

CS1007

Recessing box - Controcassa



AL7022

24VDC/500mA constant current converter
Convertitore 24VDC/500mA corrente costante

Drivers - Alimentatori 350mA

on/off

- AL1034 (1..3) IP20 ⌀ 30 mm
- AL1035 (1..3) IP20 ⌀ 40 mm
- AL1037 (1..5) IP20 S.P. ⌀ 55 mm

dimmable

- AL4000 (1..4) IP20 PUSH 0/1..10V ⌀ 72 mm
- ALD435 (1..3) IP20 DALI 2 PUSH ⌀ 36 mm
- AL4051 (1..4) IP20 DALI 2 ⌀ 72 mm
- AL4053 (1..4) IP20 PUSH IGBT-TRIAC ⌀ 56 mm

Drivers - Alimentatori 500mA

on/off

- AL1074 (1..2) IP20 ⌀ 30 mm
- AL1077 (1..2) IP20 ⌀ 40 mm
- AL1084 (1..3) IP20 S.P. ⌀ 55 mm

dimmable

- AL4010 (1..4) IP20 PUSH 0/1..10V ⌀ 72 mm
- ALD450 (1..2) IP20 DALI 2 PUSH ⌀ 36 mm
- AL4151 (1..4) IP20 DALI 2 ⌀ 72 mm
- AL4153 (1..4) IP20 PUSH IGBT-TRIAC ⌀ 56 mm



KIRSTEN

design: Lapo Grassellini



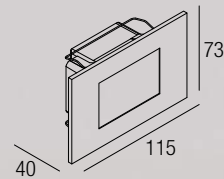
[DATASHEET](#)

[INSTALLATION MANUAL](#)

[CERTIFICATIONS](#)

[LDT-IES](#) [DRAWINGS](#)

Steplight
5W · 230VAC
CRI85 · 2-Step MacAdam



2700K — 324 lm
3000K — 360 lm
4000K — 385 lm

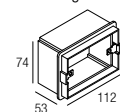


Code Construction - Costruzione del codice

KR1 X X			
B	G	N	K
White Bianco	Grey Grigio	Black Nero	COR-TEN
2	3	4	
2700K	3000K	4000K	

Accessories - Accessori

FXC503
Recessing box - Controcassa



BRAD

design: Lapo Grassellini



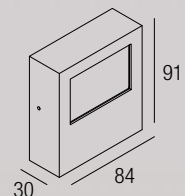
[DATASHEET](#)

[INSTALLATION MANUAL](#)

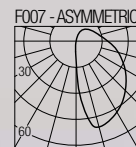
[CERTIFICATIONS](#)

[LDT-IES](#) [DRAWINGS](#)

Steplight
5W · 230VAC
CRI85 · 2-Step MacAdam



2700K — 324 lm
3000K — 360 lm
4000K — 385 lm



Code Construction - Costruzione del codice

BD1 X X			
B	G	N	K
White Bianco	Grey Grigio	Black Nero	COR-TEN
2	3	4	
2700K	3000K	4000K	



MINIJOS F2

design: Roberto Mantovani



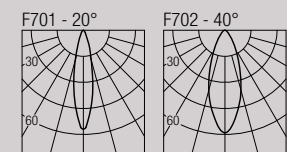
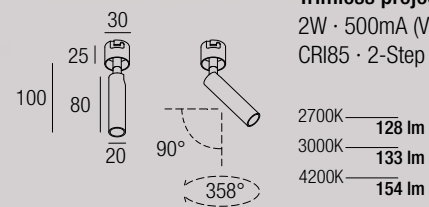
DATASHEET ▾

INSTALLATION MANUAL ▾

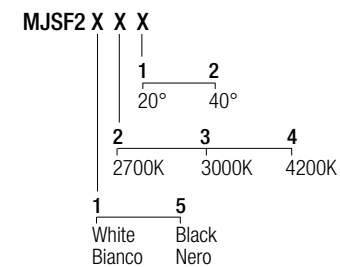
CERTIFICATIONS ▾

LDT-IES ▾ DRAWINGS ▾

Trimless projector
2W · 500mA (V_i 2,9V) · Series wiring - Cablaggio in serie
CRI85 · 2-Step MacAdam



Code Construction - Costruzione del codice



Note - Nota
Versions with extended arm length are available upon request. Versioni con lunghezza del braccio maggiorata disponibili su richiesta.

Accessories - Accessori

- ZQC001 White - Bianco
- ZQC001B Black - Nero
- Plasterboard recessing frame
- Flangia per cartongesso
- 32
- 40 mm
- 95
- AL7022
24VDC/500mA constant current converter
Convertitore 24VDC/500mA corrente costante

Drivers - Alimentatori 500mA

- on/off
- AL1074 (1..7) IP20 ∅ 30 mm
- AL1077 (1..6) IP20 ∅ 40 mm
- AL1084 (1..11) IP20 S.P. ∅ 55 mm
- dimmable
- AL4010 (1..12) IP20 PUSH 0/1..10V ∅ 72 mm
- ALD450 (1..7) IP20 DALI 2 PUSH ∅ 36 mm
- AL4151 (2..14) IP20 DALI 2 ∅ 72 mm
- AL4153 (1..14) IP20 PUSH IGBT-TRIAC ∅ 56 mm

MINIJOS F10

design: Roberto Mantovani

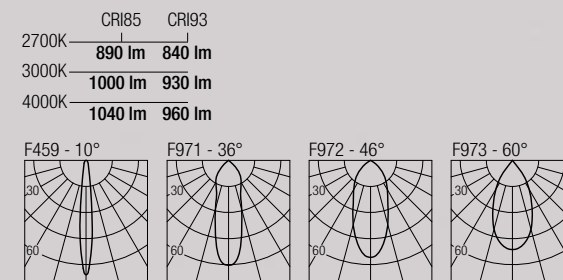
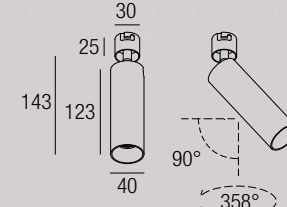


DATASHEET ▾

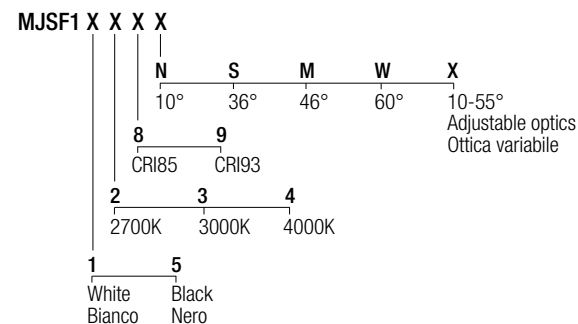
INSTALLATION MANUAL ▾

CERTIFICATIONS ▾ LDT-IES ▾ DRAWINGS ▾

Trimless projector
10W · 500mA (V_i 18V) · Series wiring - Cablaggio in serie
CRI85 · CRI93 · 2-Step MacAdam



Code Construction - Costruzione del codice



Note - Nota
Versions with extended arm length are available upon request. Versioni con lunghezza del braccio maggiorata disponibili su richiesta.

Accessories - Accessori

- ZQC001 White - Bianco
- ZQC001B Black - Nero
- Plasterboard recessing frame
- Flangia per cartongesso
- 32
- 40 mm
- 95
- LJ01 White - Bianco
- LJ01B Black - Nero
- Low luminance louver
- Filtro antiabbagliamento
- SJ01 White - Bianco
- SJ01B Black - Nero
- Milky screen - Schermo opale

Drivers - Alimentatori 500mA

- on/off
- AL1074 (1) IP20 ∅ 30 mm
- AL1077 (1) IP20 ∅ 40 mm
- AL1084 (1..2) IP20 S.P. ∅ 55 mm
- dimmable
- AL4010 (1..2) IP20 PUSH 0/1..10V ∅ 72 mm
- ALD450 (1) IP20 DALI 2 PUSH ∅ 36 mm
- AL4151 (1..2) IP20 DALI 2 ∅ 72 mm
- AL4153 (1..2) IP20 PUSH IGBT-TRIAC ∅ 56 mm

MINIJOS F6

design: Roberto Mantovani



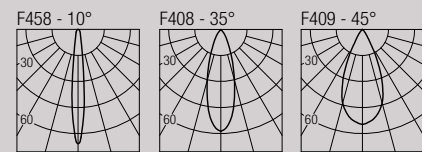
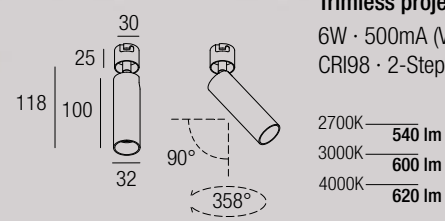
DATASHEET ▾

INSTALLATION MANUAL ▾

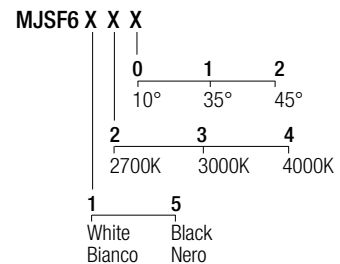
CERTIFICATIONS ▾

LDT-IES ▾ DRAWINGS ▾

Trimless projector
6W · 500mA (V_i 9V) · Series wiring - Cablaggio in serie
CRI98 · 2-Step MacAdam



Code Construction - Costruzione del codice



Note - Nota
Versions with extended arm length are available upon request. Versioni con lunghezza del braccio maggiorata disponibili su richiesta.

Accessories - Accessori

- ZQC001 White - Bianco
- ZQC001B Black - Nero
- Plasterboard recessing frame
- Flangia per cartongesso
- 32
- 40 mm
- 95
- LJ02 White - Bianco
- LJ02B Black - Nero
- Low luminance louver
- Filtro antiabbagliamento
- SJ02 White - Bianco
- SJ02B Black - Nero
- Milky screen - Schermo opale
- AL7022
24VDC/500mA constant current converter
Convertitore 24VDC/500mA corrente costante

Drivers - Alimentatori 500mA

- on/off
- AL1074 (1..2) IP20 ∅ 30 mm
- AL1077 (1..2) IP20 ∅ 40 mm
- AL1084 (1..3) IP20 S.P. ∅ 55 mm
- dimmable
- AL4010 (1..4) IP20 PUSH 0/1..10V ∅ 72 mm
- ALD450 (1..2) IP20 DALI 2 PUSH ∅ 36 mm
- AL4151 (1..4) IP20 DALI 2 ∅ 72 mm
- AL4153 (1..4) IP20 PUSH IGBT-TRIAC ∅ 56 mm

Note - Nota
The filter and screen are not compatible with the 10° lens versions - Il filtro e lo schermo non sono compatibili con le versioni con ottica 10°.

JOS F2

design: Roberto Mantovani

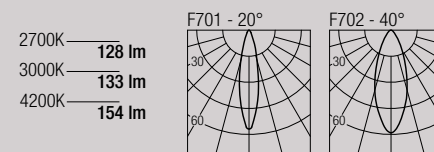
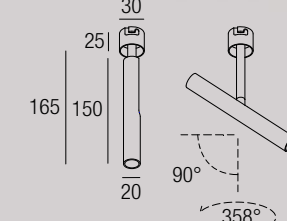


DATASHEET ▾

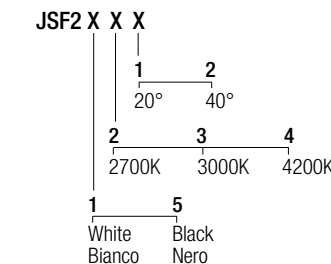
INSTALLATION MANUAL ▾

CERTIFICATIONS ▾ LDT-IES ▾ DRAWINGS ▾

Trimless projector
2W · 500mA (V_i 2,9V) · Series wiring - Cablaggio in serie
CRI85 · 2-Step MacAdam



Code Construction - Costruzione del codice



Note - Nota
Versions with extended arm length are available upon request. Versioni con lunghezza del braccio maggiorata disponibili su richiesta.

Accessories - Accessori

- ZQC001 White - Bianco
- ZQC001B Black - Nero
- Plasterboard recessing frame
- Flangia per cartongesso
- 32
- 40 mm
- 95
- AL7022
24VDC/500mA constant current converter
Convertitore 24VDC/500mA corrente costante

Drivers - Alimentatori 500mA

- on/off
- AL1074 (1..7) IP20 ∅ 30 mm
- AL1077 (1..6) IP20 ∅ 40 mm
- AL1084 (1..11) IP20 S.P. ∅ 55 mm
- dimmable
- AL4010 (1..12) IP20 PUSH 0/1..10V ∅ 72 mm
- ALD450 (1..7) IP20 DALI 2 PUSH ∅ 36 mm
- AL4151 (2..14) IP20 DALI 2 ∅ 72 mm
- AL4153 (1..14) IP20 PUSH IGBT-TRIAC ∅ 56 mm

JOS F6

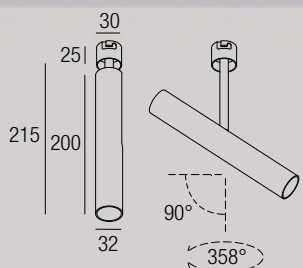
design: Roberto Mantovani

IP20

[DATASHEET](#)

[INSTALLATION MANUAL](#)

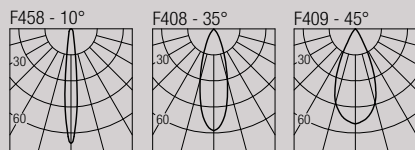
[CERTIFICATIONS](#) [LDT-IES](#) [DRAWINGS](#)



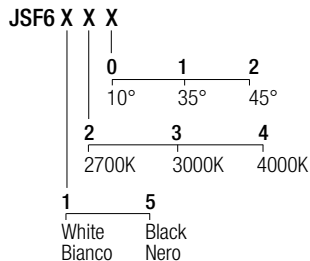
Trimless projector

6W · 500mA (V, 9V) · Series wiring - Cablaggio in serie
CRI98 · 2-Step MacAdam

2700K **540 lm**
3000K **600 lm**
4000K **620 lm**



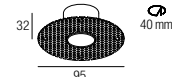
Code Construction - Costruzione del codice



Note - Nota
Versions with extended arm length are available upon request. Versioni con lunghezza del braccetto maggiorata disponibili su richiesta.

Accessories - Accessori

ZQC001 White - Bianco
ZQC001B Black - Nero
Plasterboard recessing frame
Flangia per cartongesso



LJ02 White - Bianco
LJ02B Black - Nero
Low luminance louver
Filtro antiabbagliamento



SJ02 White - Bianco
SJ02B Black - Nero
Milky screen - Schermo opale



Note - Nota
The filter and screen are not compatible with the 10° lens versions - Il filtro e lo schermo non sono compatibili con le versioni con ottica 10°.

Drivers - Alimentatori 500mA

on/off
AL1074 (1..2) IP20 \varnothing 30 mm
AL1077 (1..2) IP20 \varnothing 40 mm
AL1084 (1..3) IP20 S.P. \varnothing 55 mm
dimmmable
AL4010 (1..4) IP20 PUSH 0/1..10V \varnothing 72 mm
ALD450 (1..2) IP20 DALI 2 PUSH \varnothing 36 mm
AL4151 (1..4) IP20 DALI 2 \varnothing 72 mm
AL4153 (1..4) IP20 PUSH IGBT-TRIAC \varnothing 56 mm

AL7022
24VDC/500mA constant current converter
Convertitore 24VDC/500mA corrente costante

JOS F10

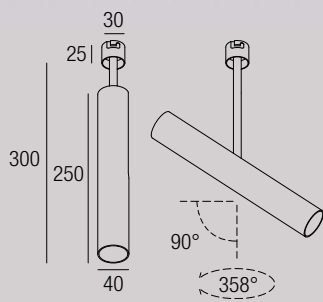
design: Roberto Mantovani

IP20

[DATASHEET](#)

[INSTALLATION MANUAL](#)

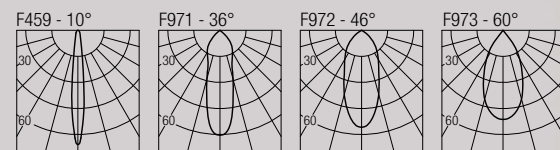
[CERTIFICATIONS](#) [LDT-IES](#) [DRAWINGS](#)



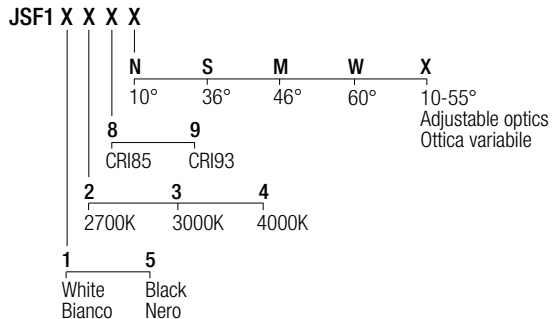
Trimless projector

10W · 500mA (V, 18V) · Series wiring - Cablaggio in serie
CRI85 - CRI93 · 2-Step MacAdam

CRI85 CRI93
2700K **890 lm** **840 lm**
3000K **1000 lm** **930 lm**
4000K **1040 lm** **960 lm**



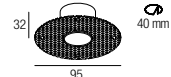
Code Construction - Costruzione del codice



Note - Nota
Versions with extended arm length are available upon request. Versioni con lunghezza del braccetto maggiorata disponibili su richiesta.

Accessories - Accessori

ZQC001 White - Bianco
ZQC001B Black - Nero
Plasterboard recessing frame
Flangia per cartongesso



LJ01 White - Bianco
LJ01B Black - Nero
Low luminance louver
Filtro antiabbagliamento



SJ01 White - Bianco
SJ01B Black - Nero
Milky screen - Schermo opale



Note - Nota
The filter and screen are not compatible with the 10° and adjustable 10-55° lens versions - Il filtro e lo schermo non sono compatibili con le versioni con ottica 10° e regolabile 10-55°.

Drivers - Alimentatori 500mA

on/off
AL1074 (1) IP20 \varnothing 30 mm
AL1077 (1) IP20 \varnothing 40 mm
AL1084 (1..2) IP20 S.P. \varnothing 55 mm
dimmmable
AL4010 (1..2) IP20 PUSH 0/1..10V \varnothing 72 mm
ALD450 (1) IP20 DALI 2 PUSH \varnothing 36 mm
AL4151 (1..2) IP20 DALI 2 \varnothing 72 mm
AL4153 (1..2) IP20 PUSH IGBT-TRIAC \varnothing 56 mm

AL7022
24VDC/500mA constant current converter
Convertitore 24VDC/500mA corrente costante



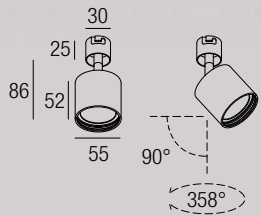
LAD F6

design: Roberto Mantovani



[DATASHEET](#) [INSTALLATION MANUAL](#)

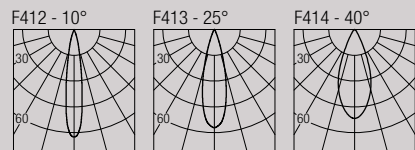
[CERTIFICATIONS](#) [LDT-IES](#) [DRAWINGS](#)



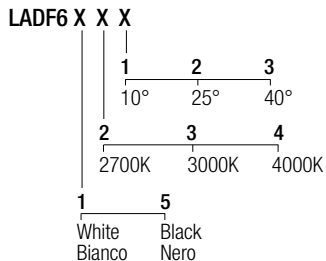
Trimless projector

6W · 500mA (V_i 9V) · Series wiring - Cablaggio in serie
CRI98 · 2-Step MacAdam

2700K	540 lm
3000K	600 lm
4000K	620 lm



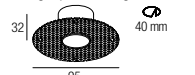
Code Construction - Costruzione del codice



Note - Nota
Versions with extended arm length are available upon request. Versioni con lunghezza del braccetto maggiorata disponibili su richiesta.

Accessories - Accessori


ZQC001 White - Bianco
ZQC001B Black - Nero
Plasterboard recessing frame
Flangia per cartongesso



LL02 White - Bianco
LL02B Black - Nero
Low luminance louver
Filtro antiabbagliamento



SL02 White - Bianco
SL02B Black - Nero
Milky screen - Schermo opale



AL7022
24VDC/500mA constant current converter
Convertitore 24VDC/500mA corrente costante

Drivers - Alimentatori 500mA

- on/off
AL1074 (1..2) IP20 ⌀ 30 mm
AL1077 (1..2) IP20 ⌀ 40 mm
AL1084 (1..3) IP20 S.P. ⌀ 55 mm
- dimmmable
AL4010 (1..4) IP20 PUSH 0/1..10V ⌀ 72 mm
ALD450 (1..2) IP20 DALI 2 PUSH ⌀ 36 mm
AL4151 (1..4) IP20 DALI 2 ⌀ 72 mm
AL4153 (1..4) IP20 PUSH IGBT-TRIAC ⌀ 56 mm

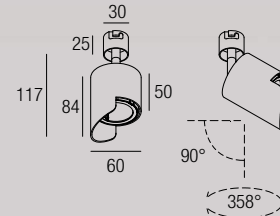
LAD F10 WALL WASHER

design: Roberto Mantovani



[DATASHEET](#) [INSTALLATION MANUAL](#)

[CERTIFICATIONS](#) [LDT-IES](#) [DRAWINGS](#)



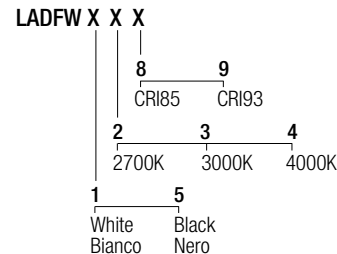
Trimless projector

10W · 500mA (V_i 18V) · Series wiring - Cablaggio in serie
CRI85 - CRI93 · 2-Step MacAdam

2700K	CRI85	CRI93
	890 lm	840 lm
3000K	1000 lm	930 lm
4000K	1040 lm	960 lm



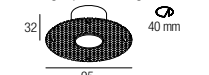
Code Construction - Costruzione del codice



Note - Nota
Versions with extended arm length are available upon request. Versioni con lunghezza del braccetto maggiorata disponibili su richiesta.

Accessories - Accessori

ZQC001 White - Bianco
ZQC001B Black - Nero
Plasterboard recessing frame
Flangia per cartongesso



LL02 White - Bianco
LL02B Black - Nero
Low luminance louver
Filtro antiabbagliamento



SL02 White - Bianco
SL02B Black - Nero
Milky screen - Schermo opale



AL7022
24VDC/500mA constant current converter
Convertitore 24VDC/500mA corrente costante

Drivers - Alimentatori 500mA

- on/off
AL1074 (1) IP20 ⌀ 30 mm
AL1077 (1) IP20 ⌀ 40 mm
AL1084 (1..2) IP20 S.P. ⌀ 55 mm
- dimmmable
AL4010 (1..2) IP20 PUSH 0/1..10V ⌀ 72 mm
ALD450 (1) IP20 DALI 2 PUSH ⌀ 36 mm
AL4151 (1..2) IP20 DALI 2 ⌀ 72 mm
AL4153 (1..2) IP20 PUSH IGBT-TRIAC ⌀ 56 mm

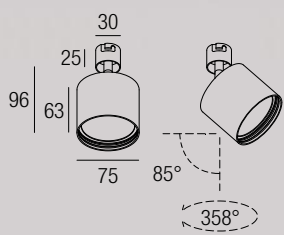
LAD F10

design: Roberto Mantovani



[DATASHEET](#) [INSTALLATION MANUAL](#)

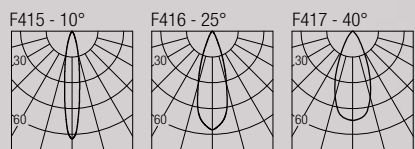
[CERTIFICATIONS](#) [LDT-IES](#) [DRAWINGS](#)



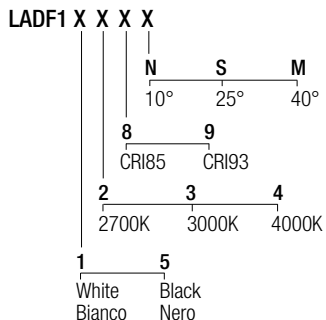
Trimless projector

10W · 500mA (V_i 18V) · Series wiring - Cablaggio in serie
CRI85 - CRI93 · 2-Step MacAdam

2700K	CRI85	CRI93
	890 lm	840 lm
3000K	1000 lm	930 lm
4000K	1040 lm	960 lm



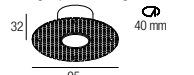
Code Construction - Costruzione del codice



Note - Nota
Versions with extended arm length are available upon request. Versioni con lunghezza del braccetto maggiorata disponibili su richiesta.

Accessories - Accessori


ZQC001 White - Bianco
ZQC001B Black - Nero
Plasterboard recessing frame
Flangia per cartongesso



LL01 White - Bianco
LL01B Black - Nero
Low luminance louver
Filtro antiabbagliamento



SL01 White - Bianco
SL01B Black - Nero
Milky screen - Schermo opale



AL7022
24VDC/500mA constant current converter
Convertitore 24VDC/500mA corrente costante

Drivers - Alimentatori 500mA

- on/off
AL1074 (1) IP20 ⌀ 30 mm
AL1077 (1) IP20 ⌀ 40 mm
AL1084 (1..2) IP20 S.P. ⌀ 55 mm
- dimmmable
AL4010 (1..2) IP20 PUSH 0/1..10V ⌀ 72 mm
ALD450 (1) IP20 DALI 2 PUSH ⌀ 36 mm
AL4151 (1..2) IP20 DALI 2 ⌀ 72 mm
AL4153 (1..2) IP20 PUSH IGBT-TRIAC ⌀ 56 mm

MINIJOS R2

design: Roberto Mantovani



[DATASHEET](#) ▶

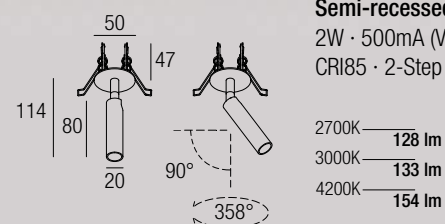
[INSTALLATION MANUAL](#) ▶

[CERTIFICATIONS](#) ▶

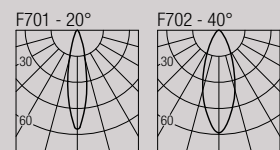
[LDT-IES](#) ▶ [DRAWINGS](#) ▶

Semi-recessed projector

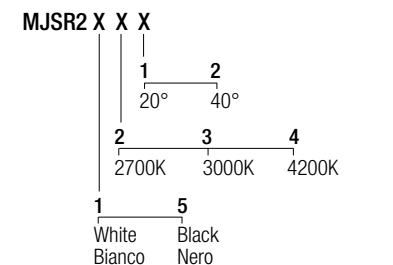
2W · 500mA (V, 2,9V) · Series wiring - Cablaggio in serie CRI85 · 2-Step MacAdam



2700K	128 lm
3000K	133 lm
4200K	154 lm



Code Construction - Costruzione del codice



Note - Nota
Versions with extended arm length are available upon request.
Versioni con lunghezza del braccetto maggiorata disponibili su richiesta.

Accessories - Accessori

AL7022
24VDC/500mA constant current converter
Convertitore 24VDC/500mA corrente costante

Drivers - Alimentatori 500mA

- on/off
- AL1074** (1..7) IP20 30 mm
- AL1077** (1..6) IP20 40 mm
- AL1084** (1..11) IP20 S.P. 55 mm
- dimmbable
- AL4010** (1..12) IP20 PUSH 0/1..10V 72 mm
- ALD450** (1..7) IP20 DALI 2 PUSH 36 mm
- AL4151** (2..14) IP20 DALI 2 72 mm
- AL4153** (1..14) IP20 PUSH IGBT-TRIAC 56 mm

MINIJOS R10

design: Roberto Mantovani



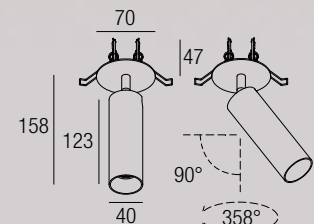
[DATASHEET](#) ▶

[INSTALLATION MANUAL](#) ▶

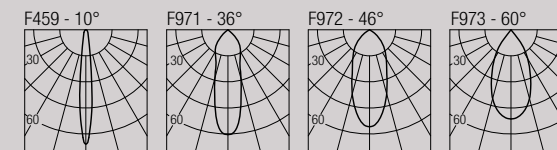
[CERTIFICATIONS](#) ▶ [LDT-IES](#) ▶ [DRAWINGS](#) ▶

Semi-recessed projector

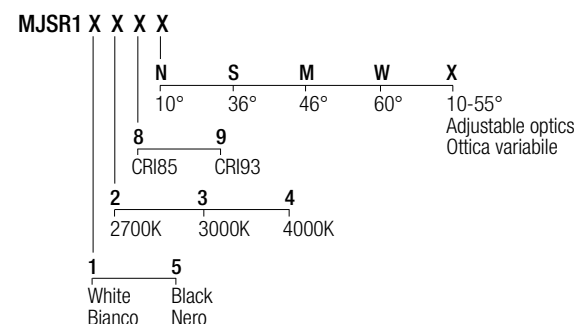
10W · 500mA (V, 18V) · Series wiring - Cablaggio in serie CRI85 - CRI93 · 2-Step MacAdam



	CRI85	CRI93
2700K	890 lm	840 lm
3000K	1000 lm	930 lm
4000K	1040 lm	960 lm



Code Construction - Costruzione del codice



Note - Nota
Versions with extended arm length are available upon request.
Versioni con lunghezza del braccetto maggiorata disponibili su richiesta.

Accessories - Accessori

- LJ01** White - Bianco
- LJ01B** Black - Nero
- Low luminance louver
- Filtro antiabbagliamento
- SJ01** White - Bianco
- SJ01B** Black - Nero
- Milky screen - Schermo opale

Note - Nota
The filter and screen are not compatible with the 10° and adjustable 10-55° lens versions - Il filtro e lo schermo non sono compatibili con le versioni con ottica 10° e regolabile 10-55°.

AL7022
24VDC/500mA constant current converter
Convertitore 24VDC/500mA corrente costante

Drivers - Alimentatori 500mA

- on/off
- AL1074** (1) IP20 30 mm
- AL1077** (1) IP20 40 mm
- AL1084** (1..2) IP20 S.P. 55 mm
- dimmbable
- AL4010** (1..2) IP20 PUSH 0/1..10V 72 mm
- ALD450** (1) IP20 DALI 2 PUSH 36 mm
- AL4151** (1..2) IP20 DALI 2 72 mm
- AL4153** (1..2) IP20 PUSH IGBT-TRIAC 56 mm

MINIJOS R6

design: Roberto Mantovani



[DATASHEET](#) ▶

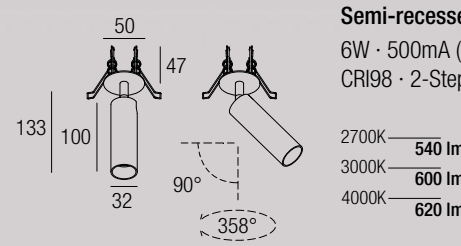
[INSTALLATION MANUAL](#) ▶

[CERTIFICATIONS](#) ▶

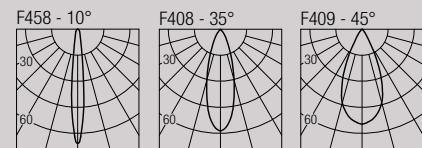
[LDT-IES](#) ▶ [DRAWINGS](#) ▶

Semi-recessed projector

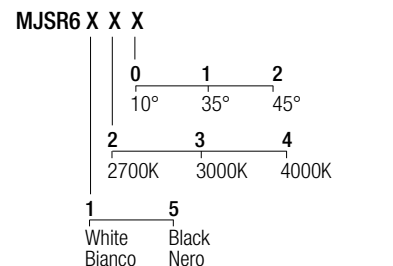
6W · 500mA (V, 9V) · Series wiring - Cablaggio in serie CRI98 · 2-Step MacAdam



2700K	540 lm
3000K	600 lm
4000K	620 lm



Code Construction - Costruzione del codice



Note - Nota
Versions with extended arm length are available upon request.
Versioni con lunghezza del braccetto maggiorata disponibili su richiesta.

Accessories - Accessori

- LJ02** White - Bianco
- LJ02B** Black - Nero
- Low luminance louver
- Filtro antiabbagliamento
- SJ02** White - Bianco
- SJ02B** Black - Nero
- Milky screen - Schermo opale

Note - Nota
The filter and screen are not compatible with the 10° lens version - Il filtro e lo schermo non sono compatibili con la versione con ottica 10°.

AL7022
24VDC/500mA constant current converter
Convertitore 24VDC/500mA corrente costante

Drivers - Alimentatori 500mA

- on/off
- AL1074** (1..2) IP20 30 mm
- AL1077** (1..2) IP20 40 mm
- AL1084** (1..3) IP20 S.P. 55 mm
- dimmbable
- AL4010** (1..4) IP20 PUSH 0/1..10V 72 mm
- ALD450** (1..2) IP20 DALI 2 PUSH 36 mm
- AL4151** (1..4) IP20 DALI 2 72 mm
- AL4153** (1..4) IP20 PUSH IGBT-TRIAC 56 mm

JOS R2

design: Roberto Mantovani



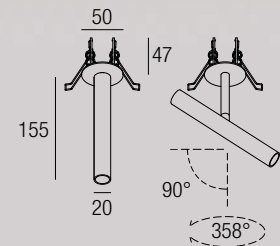
[DATASHEET](#) ▶

[INSTALLATION MANUAL](#) ▶

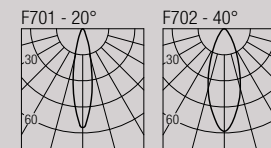
[CERTIFICATIONS](#) ▶ [LDT-IES](#) ▶ [DRAWINGS](#) ▶

Semi-recessed projector

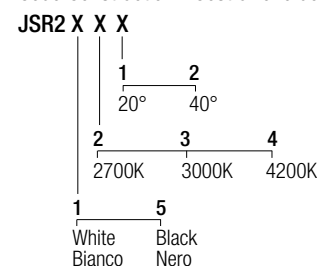
2W · 500mA (V, 2,9V) · Series wiring - Cablaggio in serie CRI85 · 2-Step MacAdam



2700K	128 lm
3000K	133 lm
4200K	154 lm



Code Construction - Costruzione del codice



Note - Nota
Versions with extended arm length are available upon request.
Versioni con lunghezza del braccetto maggiorata disponibili su richiesta.

Accessories - Accessori

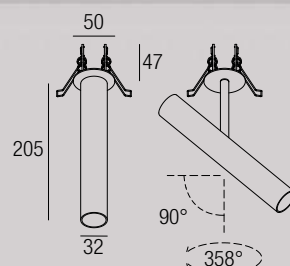
AL7022
24VDC/500mA constant current converter
Convertitore 24VDC/500mA corrente costante

Drivers - Alimentatori 500mA

- on/off
- AL1074** (1..7) IP20 30 mm
- AL1077** (1..6) IP20 40 mm
- AL1084** (1..11) IP20 S.P. 55 mm
- dimmbable
- AL4010** (1..12) IP20 PUSH 0/1..10V 72 mm
- ALD450** (1..7) IP20 DALI 2 PUSH 36 mm
- AL4151** (2..14) IP20 DALI 2 72 mm
- AL4153** (1..14) IP20 PUSH IGBT-TRIAC 56 mm

JOS R6

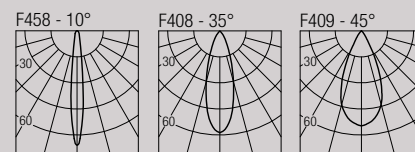
design: Roberto Mantovani

[DATASHEET](#)
[INSTALLATION MANUAL](#)
[CERTIFICATIONS](#)
[LDT-IES](#)
[DRAWINGS](#)


Semi-recessed projector

6W · 500mA (V_i 9V) · Series wiring - Cablaggio in serie
CRI98 · 2-Step MacAdam

2700K — 540 lm
3000K — 600 lm
4000K — 620 lm



Code Construction - Costruzione del codice

JSR6 X X X

0	1	2
10°	35°	45°
2	3	4
2700K	3000K	4000K
1	5	
White Bianco	Black Nero	

Note - Nota
Versions with extended arm length are available upon request. Versioni con lunghezza del braccetto maggiorata disponibili su richiesta.

Accessories - Accessori

LJ02 White - Bianco
LJ02B Black - Nero
Low luminance louver
Filtro antiabbagliamento

SJ02 White - Bianco
SJ02B Black - Nero
Milky screen - Schermo opale

Note - Nota
The filter and screen are not compatible with the 10° lens version - Il filtro e lo schermo non sono compatibili con la versione con ottica 10°.

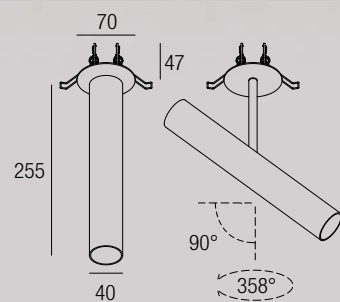
AL7022
24VDC/500mA constant current converter
Convertitore 24VDC/500mA corrente costante

Drivers - Alimentatori 500mA

on/off
AL1074 (1..2) IP20 ⌀ 30 mm
AL1077 (1..2) IP20 ⌀ 40 mm
AL1084 (1..3) IP20 S.P. ⌀ 55 mm
dimmable
AL4010 (1..4) IP20 PUSH 0/1..10V ⌀ 72 mm
ALD450 (1..2) IP20 DALI 2 PUSH ⌀ 36 mm
AL4151 (1..4) IP20 DALI 2 ⌀ 72 mm
AL4153 (1..4) IP20 PUSH IGBT-TRIAC ⌀ 56 mm

JOS R10

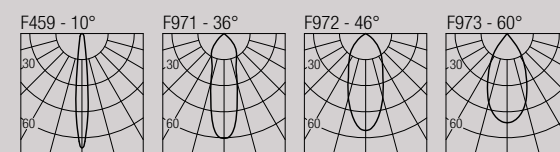
design: Roberto Mantovani

[DATASHEET](#)
[INSTALLATION MANUAL](#)
[CERTIFICATIONS](#)
[LDT-IES](#)
[DRAWINGS](#)


Semi-recessed projector

10W · 500mA (V_i 18V) · Series wiring - Cablaggio in serie
CRI85 - CRI93 · 2-Step MacAdam

CRI85 CRI93
2700K — 890 lm 840 lm
3000K — 1000 lm 930 lm
4000K — 1040 lm 960 lm



Code Construction - Costruzione del codice

JSR1 X X X X

N	S	M	W	X
10°	36°	46°	60°	10-55° Adjustable optics Ottica variabile
8	9			
CRI85	CRI93			
2	3	4		
2700K	3000K	4000K		
1	5			
White Bianco	Black Nero			

Note - Nota
Versions with extended arm length are available upon request. Versioni con lunghezza del braccetto maggiorata disponibili su richiesta.

Accessories - Accessori

LJ01 White - Bianco
LJ01B Black - Nero
Low luminance louver
Filtro antiabbagliamento

SJ01 White - Bianco
SJ01B Black - Nero
Milky screen - Schermo opale

Note - Nota
The filter and screen are not compatible with the 10° and adjustable 10-55° lens versions - Il filtro e lo schermo non sono compatibili con le versioni con ottica 10° e regolabile 10-55°.

AL7022
24VDC/500mA constant current converter
Convertitore 24VDC/500mA corrente costante

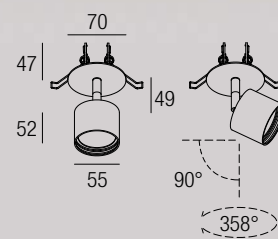
Drivers - Alimentatori 500mA

on/off
AL1074 (1) IP20 ⌀ 30 mm
AL1077 (1) IP20 ⌀ 40 mm
AL1084 (1..2) IP20 S.P. ⌀ 55 mm
dimmable
AL4010 (1..2) IP20 PUSH 0/1..10V ⌀ 72 mm
ALD450 (1) IP20 DALI 2 PUSH ⌀ 36 mm
AL4151 (1..2) IP20 DALI 2 ⌀ 72 mm
AL4153 (1..2) IP20 PUSH IGBT-TRIAC ⌀ 56 mm



LAD R6

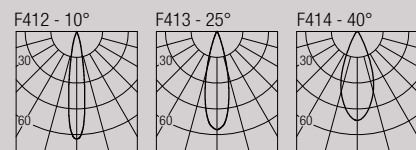
design: Roberto Mantovani


[DATASHEET](#)
[INSTALLATION MANUAL](#)
[CERTIFICATIONS](#)
[LDT-IES](#)
[DRAWINGS](#)


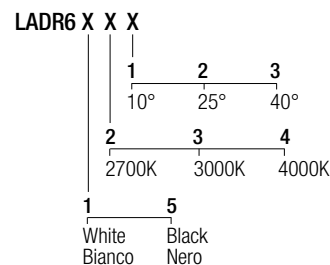
Semi-recessed projector

6W · 500mA (V_i 9V) · Series wiring - Cablaggio in serie
CRI98 · 2-Step MacAdam

2700K — 540 lm
3000K — 600 lm
4000K — 620 lm



Code Construction - Costruzione del codice



Note - Nota
Versions with extended arm length are available upon request. Versioni con lunghezza del braccetto maggiorata disponibili su richiesta.

Accessories - Accessori

LL02 White - Bianco
LL02B Black - Nero
Low luminance louver
Filtro antiabbagliamento

SL02 White - Bianco
SL02B Black - Nero
Milky screen - Schermo opale

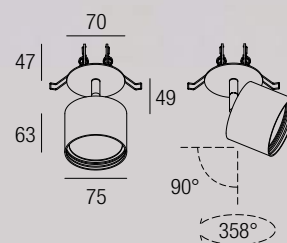
AL7022
24VDC/500mA constant current converter
Convertitore 24VDC/500mA corrente costante

Drivers - Alimentatori 500mA

on/off
AL1074 (1..2) IP20 ⌀30 mm
AL1077 (1..2) IP20 ⌀40 mm
AL1084 (1..3) IP20 S.P. ⌀55 mm
dimmmable
AL4010 (1..4) IP20 PUSH 0/1..10V ⌀72 mm
ALD450 (1..2) IP20 DALI 2 PUSH ⌀36 mm
AL4151 (1..4) IP20 DALI 2 ⌀72 mm
AL4153 (1..4) IP20 PUSH IGBT-TRIAC ⌀56 mm

LAD R10

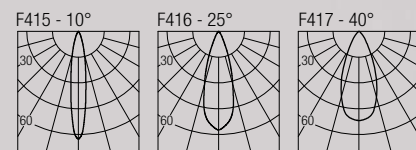
design: Roberto Mantovani


[DATASHEET](#)
[INSTALLATION MANUAL](#)
[CERTIFICATIONS](#)
[LDT-IES](#)
[DRAWINGS](#)


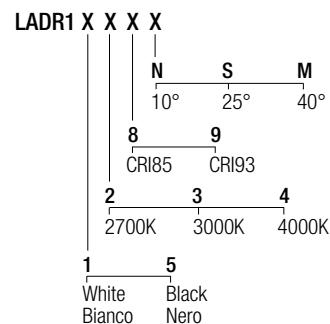
Semi-recessed projector

10W · 500mA (V_i 18V) · Series wiring - Cablaggio in serie
CRI85 - CRI93 · 2-Step MacAdam

CRI85 CRI93
2700K — 890 lm 840 lm
3000K — 1000 lm 930 lm
4000K — 1040 lm 960 lm



Code Construction - Costruzione del codice



Note - Nota
Versions with extended arm length are available upon request. Versioni con lunghezza del braccetto maggiorata disponibili su richiesta.

Accessories - Accessori

LL01 White - Bianco
LL01B Black - Nero
Low luminance louver
Filtro antiabbagliamento

SL01 White - Bianco
SL01B Black - Nero
Milky screen - Schermo opale

AL7022
24VDC/500mA constant current converter
Convertitore 24VDC/500mA corrente costante

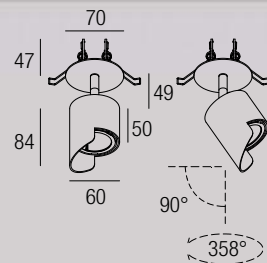
Drivers - Alimentatori 500mA

on/off
AL1074 (1) IP20 ⌀30 mm
AL1077 (1) IP20 ⌀40 mm
AL1084 (1..2) IP20 S.P. ⌀55 mm
dimmmable
AL4010 (1..2) IP20 PUSH 0/1..10V ⌀72 mm
ALD450 (1) IP20 DALI 2 PUSH ⌀36 mm
AL4151 (1..2) IP20 DALI 2 ⌀72 mm
AL4153 (1..2) IP20 PUSH IGBT-TRIAC ⌀56 mm



LAD R10 WALL WASHER

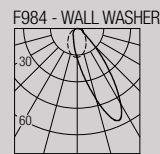
design: Roberto Mantovani

 IP20


Semi-recessed projector

10W · 500mA (V_i 18V) · Series wiring - Cablaggio in serie
CRI85 - CRI93 · 2-Step MacAdam

	CRI85	CRI93
2700K	890 lm	840 lm
3000K	1000 lm	930 lm
4000K	1040 lm	960 lm

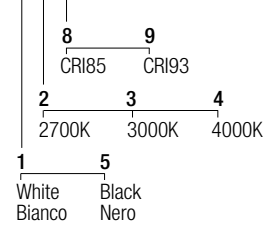


[DATASHEET](#) ▶ [INSTALLATION MANUAL](#) ▶
[CERTIFICATIONS](#) ▶ [LDT-IES](#) ▶ [DRAWINGS](#) ▶



Code Construction - Costruzione del codice

LADRW X X X










Note - Nota
Versions with extended arm
length are available upon request.
Versioni con lunghezza del
braccetto maggiorata disponibili
su richiesta.

Accessories - Accessori

AL7022
24VDC/500mA constant
current converter
Convertitore 24VDC/500mA
corrente costante

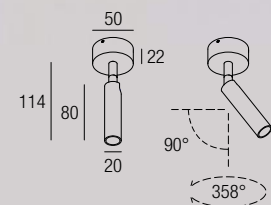
Drivers - Alimentatori 500mA

on/off
AL1074 (1) IP20  30 mm
AL1077 (1) IP20  40 mm
AL1084 (1..2) IP20 S.P.  55 mm
dimmable
AL4010 (1..2) IP20 PUSH 0/1..10V  72 mm
ALD450 (1) IP20 DALI 2 PUSH  36 mm
AL4151 (1..2) IP20 DALI 2  72 mm
AL4153 (1..2) IP20 PUSH IGBT-TRIAC  56 mm



MINIJOS S2

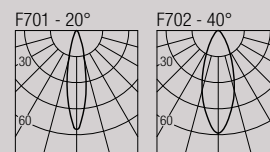
design: Roberto Mantovani


[DATASHEET](#)
[INSTALLATION MANUAL](#)
[CERTIFICATIONS](#)
[LDT-IES](#)
[DRAWINGS](#)


Surface projector

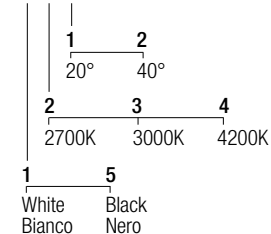
2W · 24VDC · Parallel wiring - Cablaggio in parallelo
CRI85 · 2-Step MacAdam

2700K	128 lm
3000K	133 lm
4200K	154 lm



Code Construction - Costruzione del codice

MJSS2 X X X



Note - Nota
Versions with extended arm length are available upon request. Versioni con lunghezza del braccetto maggiorata disponibili su richiesta.

Drivers - Alimentatori 24VDC

on/off
AL2124 (1..5) IP20 ⌀ 28 mm
AL2012 (1..12) IP20 ⌀ 60 mm
AL2031 (1..35) IP20 ⌀ 70 mm

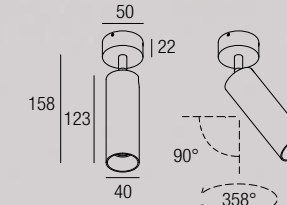
dimmiabile
AL5012 (1..12) IP20 DALI 2 PUSH 0/1..10V ⌀ 45 mm

dimming module
AL7035 IP20 DALI 2 PUSH 0/1..10V ⌀ 44 mm

Note - Nota
Dimming module AL7035 to be used in combination with a 24VDC power supply. Modulo di dimmerazione AL7035 da utilizzare in combinazione con un alimentatore 24VDC.

MINIJOS S10

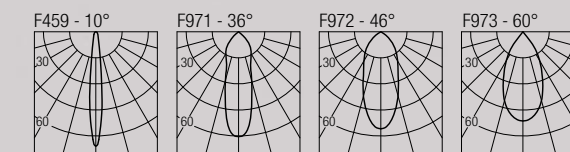
design: Roberto Mantovani


[DATASHEET](#)
[INSTALLATION MANUAL](#)
[CERTIFICATIONS](#)
[LDT-IES](#)
[DRAWINGS](#)


Surface projector

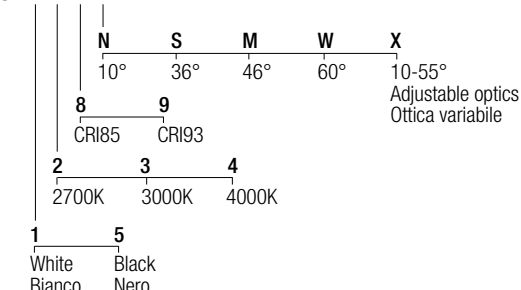
10W · 24VDC · Parallel wiring - Cablaggio in parallelo
CRI85 - CRI93 · 2-Step MacAdam

	CRI85	CRI93
2700K	890 lm	840 lm
3000K	1000 lm	930 lm
4000K	1040 lm	960 lm



Code Construction - Costruzione del codice

MJSS1 X X X X



Note - Nota
Versions with extended arm length are available upon request. Versioni con lunghezza del braccetto maggiorata disponibili su richiesta.

Accessories - Accessori

LJ01 White - Bianco
LJ01B Black - Nero
Low luminance louver
Filtro antiabbagliamento

SJ01 White - Bianco
SJ01B Black - Nero
Milky screen - Schermo opale

Note - Nota
The filter and screen are not compatible with the 10° and adjustable 10-55° lens versions - Il filtro e lo schermo non sono compatibili con le versioni con ottica 10° e regolabile 10-55°.

Drivers - Alimentatori 24VDC

on/off
AL2124 (1) IP20 ⌀ 28 mm
AL2012 (1..2) IP20 ⌀ 60 mm
AL2031 (1..7) IP20 ⌀ 70 mm
AL2040 (1..15) IP20 ⌀ 80 mm

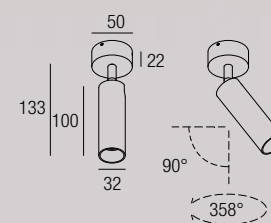
dimmiabile
AL5012 (1..2) IP20 DALI 2 PUSH 0/1..10V ⌀ 45 mm
AL5241 (1..10) IP20 DALI 2 PUSH ⌀ 70 mm

dimming module
AL7035 IP20 DALI 2 PUSH 0/1..10V ⌀ 44 mm

Note - Nota
Dimming module AL7035 to be used in combination with a 24VDC power supply. Modulo di dimmerazione AL7035 da utilizzare in combinazione con un alimentatore 24VDC.

MINIJOS S6

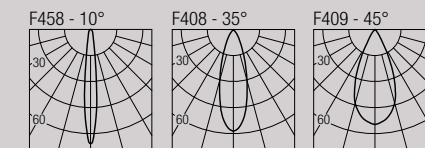
design: Roberto Mantovani


[DATASHEET](#)
[INSTALLATION MANUAL](#)
[CERTIFICATIONS](#)
[LDT-IES](#)
[DRAWINGS](#)


Surface projector

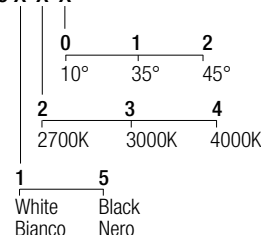
6W · 24VDC · Parallel wiring - Cablaggio in parallelo
CRI98 · 2-Step MacAdam

2700K	540 lm
3000K	600 lm
4000K	620 lm



Code Construction - Costruzione del codice

MJSS6 X X X



Note - Nota
Versions with extended arm length are available upon request. Versioni con lunghezza del braccetto maggiorata disponibili su richiesta.

Accessories - Accessori

LJ02 White - Bianco
LJ02B Black - Nero
Low luminance louver
Filtro antiabbagliamento

SJ02 White - Bianco
SJ02B Black - Nero
Milky screen - Schermo opale

Note - Nota
The filter and screen are not compatible with the 10° lens version - Il filtro e lo schermo non sono compatibili con la versione con ottica 10°.

Drivers - Alimentatori 24VDC

on/off
AL2124 (1) IP20 ⌀ 28 mm
AL2012 (1..4) IP20 ⌀ 60 mm
AL2031 (1..11) IP20 ⌀ 70 mm
AL2040 (1..25) IP20 ⌀ 80 mm

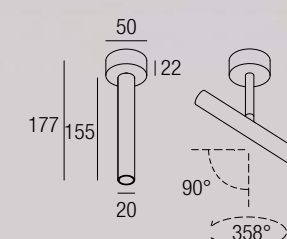
dimmiabile
AL5012 (1..4) IP20 DALI 2 PUSH 0/1..10V ⌀ 45 mm
AL5241 (1..16) IP20 DALI 2 PUSH ⌀ 70 mm

dimming module
AL7035 IP20 DALI 2 PUSH 0/1..10V ⌀ 44 mm

Note - Nota
Dimming module AL7035 to be used in combination with a 24VDC power supply. Modulo di dimmerazione AL7035 da utilizzare in combinazione con un alimentatore 24VDC.

JOS S2

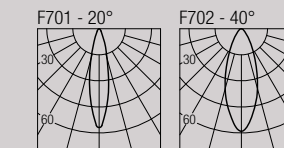
design: Roberto Mantovani


[DATASHEET](#)
[INSTALLATION MANUAL](#)
[CERTIFICATIONS](#)
[LDT-IES](#)
[DRAWINGS](#)


Surface projector

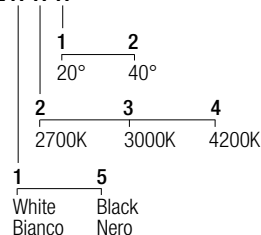
2W · 24VDC · Parallel wiring - Cablaggio in parallelo
CRI85 · 2-Step MacAdam

2700K	128 lm
3000K	133 lm
4200K	154 lm



Code Construction - Costruzione del codice

JSS2 X X X



Note - Nota
Versions with extended arm length are available upon request. Versioni con lunghezza del braccetto maggiorata disponibili su richiesta.

Drivers - Alimentatori 24VDC

on/off
AL2124 (1..5) IP20 ⌀ 28 mm
AL2012 (1..12) IP20 ⌀ 60 mm
AL2031 (1..35) IP20 ⌀ 70 mm

dimmiabile
AL5012 (1..12) IP20 DALI 2 PUSH 0/1..10V ⌀ 45 mm

dimming module
AL7035 IP20 DALI 2 PUSH 0/1..10V ⌀ 44 mm

Note - Nota
Dimming module AL7035 to be used in combination with a 24VDC power supply. Modulo di dimmerazione AL7035 da utilizzare in combinazione con un alimentatore 24VDC.

JOS S6

design: Roberto Mantovani

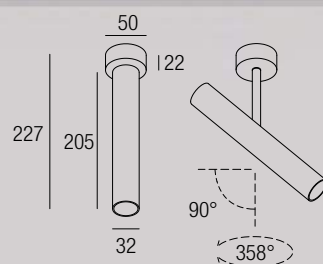


[DATASHEET](#)

[INSTALLATION MANUAL](#)

[CERTIFICATIONS](#)

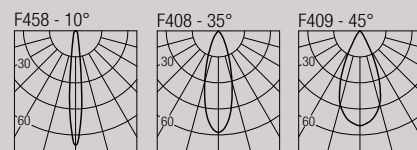
[LDT-IES](#) [DRAWINGS](#)



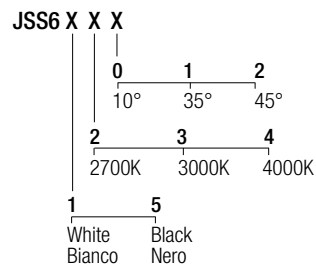
Surface projector

6W · 24VDC · Parallel wiring - Cablaggio in parallelo
CRI98 · 2-Step MacAdam

2700K **540 lm**
3000K **600 lm**
4000K **620 lm**



Code Construction - Costruzione del codice



Note - Nota

Versions with extended arm length are available upon request. Versioni con lunghezza del braccetto maggiorata disponibili su richiesta.

Accessories - Accessori

LJ02 White - Bianco
LJ02B Black - Nero
Low luminance louver
Filtro antiabbagliamento

SJ02 White - Bianco
SJ02B Black - Nero
Milky screen - Schermo opale

Note - Nota
The filter and screen are not compatible with the 10° lens version - Il filtro e lo schermo non sono compatibili con la versione con ottica 10°.

Drivers - Alimentatori 24VDC

on/off
AL2124 (1) IP20 \varnothing 28 mm
AL2012 (1..4) IP20 \varnothing 60 mm
AL2031 (1..11) IP20 \varnothing 70 mm
AL2040 (1..25) IP20 \varnothing 80 mm
dimnable
AL5012 (1..4) IP20 DALI 2 PUSH 0/1..10V \varnothing 45 mm
AL5241 (1..16) IP20 DALI 2 PUSH \varnothing 70 mm
dimming module
AL7035 IP20 DALI 2 PUSH 0/1..10V \varnothing 44 mm
Note - Nota
Dimming module AL7035 to be used in combination with a 24VDC power supply.
Modulo di dimmerazione AL7035 da utilizzare in combinazione con un alimentatore 24VDC.

JOS S10

design: Roberto Mantovani

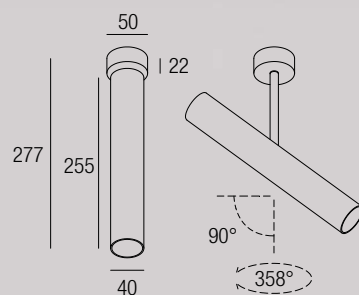


[DATASHEET](#)

[INSTALLATION MANUAL](#)

[CERTIFICATIONS](#)

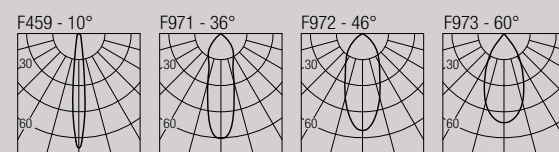
[LDT-IES](#) [DRAWINGS](#)



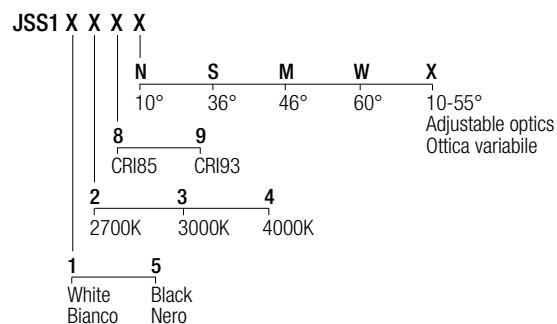
Surface projector

10W · 24VDC · Parallel wiring - Cablaggio in parallelo
CRI85 - CRI93 · 2-Step MacAdam

CRI85 CRI93
2700K **890 lm** **840 lm**
3000K **1000 lm** **930 lm**
4000K **1040 lm** **960 lm**



Code Construction - Costruzione del codice



Note - Nota

Versions with extended arm length are available upon request. Versioni con lunghezza del braccetto maggiorata disponibili su richiesta.

Accessories - Accessori

LJ01 White - Bianco
LJ01B Black - Nero
Low luminance louver
Filtro antiabbagliamento

SJ01 White - Bianco
SJ01B Black - Nero
Milky screen - Schermo opale

Note - Nota
The filter and screen are not compatible with the 10° and adjustable 10-55° lens versions - Il filtro e lo schermo non sono compatibili con le versioni con ottica 10° e regolabile 10-55°.

Drivers - Alimentatori 24VDC

on/off
AL2124 (1) IP20 \varnothing 28 mm
AL2012 (1..2) IP20 \varnothing 60 mm
AL2031 (1..7) IP20 \varnothing 70 mm
AL2040 (1..15) IP20 \varnothing 80 mm
dimnable
AL5012 (1..2) IP20 DALI 2 PUSH 0/1..10V \varnothing 45 mm
AL5241 (1..10) IP20 DALI 2 PUSH \varnothing 70 mm
dimming module
AL7035 IP20 DALI 2 PUSH 0/1..10V \varnothing 44 mm
Note - Nota
Dimming module AL7035 to be used in combination with a 24VDC power supply.
Modulo di dimmerazione AL7035 da utilizzare in combinazione con un alimentatore 24VDC.



LAD S6

design: Roberto Mantovani

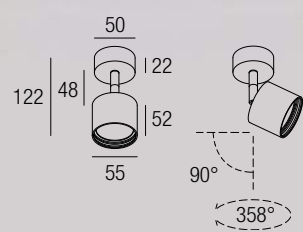


[DATASHEET](#)

[INSTALLATION MANUAL](#)

[CERTIFICATIONS](#)

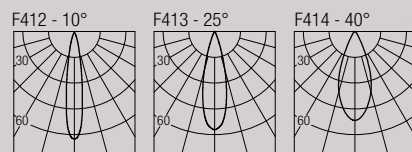
[LDT-IES](#) [DRAWINGS](#)



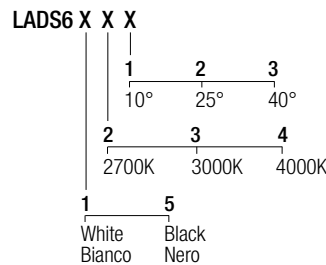
Surface projector

6W · 24VDC · Parallel wiring - Cablaggio in parallelo
CRI98 · 2-Step MacAdam

2700K **540 lm**
3000K **600 lm**
4000K **620 lm**



Code Construction - Costruzione del codice



Note - Nota
Versions with extended arm length are available upon request.
Versioni con lunghezza del braccetto maggiorata disponibili su richiesta.

Accessories - Accessori

LL02 White - Bianco
LL02B Black - Nero
Low luminance louver
Filtro antiabbagliamento



SL02 White - Bianco
SL02B Black - Nero
Milky screen - Schermo opale



Drivers - Alimentatori 24VDC

on/off
AL2124 (1) IP20 ⌀28 mm
AL2012 (1..4) IP20 ⌀60 mm
AL2031 (1..11) IP20 ⌀70 mm
AL2040 (1..25) IP20 ⌀80 mm
dimming module
AL5012 (1..4) IP20 DALI 2 PUSH 0/1..10V ⌀45 mm
AL5241 (1..16) IP20 DALI 2 PUSH ⌀70 mm
dimming module
AL7035 IP20 DALI 2 PUSH 0/1..10V ⌀44 mm
Note - Nota
Dimming module AL7035 to be used in combination with a 24VDC power supply.
Modulo di dimmerazione AL7035 da utilizzare in combinazione con un alimentatore 24VDC.

LAD S10

design: Roberto Mantovani

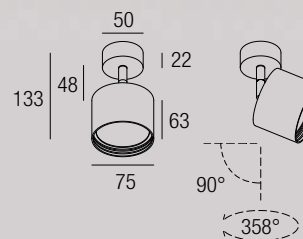


[DATASHEET](#)

[INSTALLATION MANUAL](#)

[CERTIFICATIONS](#)

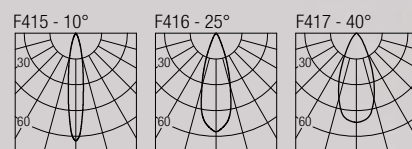
[LDT-IES](#) [DRAWINGS](#)



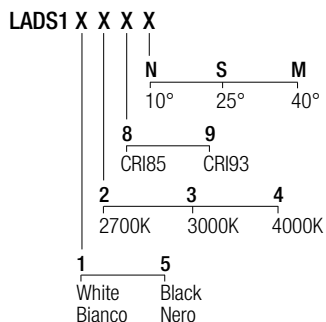
Surface projector

10W · 24VDC · Parallel wiring - Cablaggio in parallelo
CRI85 - CRI93 · 2-Step MacAdam

CRI85 CRI93
2700K **890 lm** **840 lm**
3000K **1000 lm** **930 lm**
4000K **1040 lm** **960 lm**



Code Construction - Costruzione del codice



Note - Nota
Versions with extended arm length are available upon request.
Versioni con lunghezza del braccetto maggiorata disponibili su richiesta.

Accessories - Accessori

LL01 White - Bianco
LL01B Black - Nero
Low luminance louver
Filtro antiabbagliamento



SL01 White - Bianco
SL01B Black - Nero
Milky screen - Schermo opale



Drivers - Alimentatori 24VDC

on/off
AL2124 (1) IP20 ⌀28 mm
AL2012 (1..2) IP20 ⌀60 mm
AL2031 (1..7) IP20 ⌀70 mm
AL2040 (1..15) IP20 ⌀80 mm
dimming module
AL5012 (1..2) IP20 DALI 2 PUSH 0/1..10V ⌀45 mm
AL5241 (1..10) IP20 DALI 2 PUSH ⌀70 mm
dimming module
AL7035 IP20 DALI 2 PUSH 0/1..10V ⌀44 mm
Note - Nota
Dimming module AL7035 to be used in combination with a 24VDC power supply.
Modulo di dimmerazione AL7035 da utilizzare in combinazione con un alimentatore 24VDC.



LAD S10 WALL WASHER

design: Roberto Mantovani

IP20

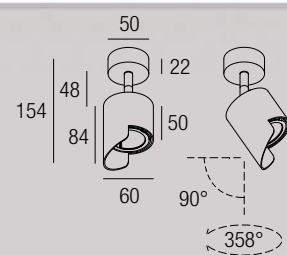
[DATASHEET](#)

[INSTALLATION MANUAL](#)

[CERTIFICATIONS](#)

[LDT-IES](#)

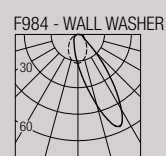
[DRAWINGS](#)



Surface projector

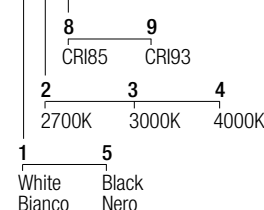
10W · 24VDC · Parallel wiring - Cablaggio in parallelo
CRI85 - CRI93 · 2-Step MacAdam

	CRI85	CRI93
2700K	890 lm	840 lm
3000K	1000 lm	930 lm
4000K	1040 lm	960 lm



Code Construction - Costruzione del codice

LADSW X X X



Note - Nota
Versions with extended arm length are available upon request. Versioni con lunghezza del braccetto maggiorata disponibili su richiesta.

Drivers - Alimentatori 24VDC

on/off
AL2124 (1) IP20 ⌀ 28 mm
AL2012 (1..2) IP20 ⌀ 60 mm
AL2031 (1..7) IP20 ⌀ 70 mm
AL2040 (1..15) IP20 ⌀ 80 mm

dimmable
AL5012 (1..2) IP20 DALI 2 PUSH 0/1..10V ⌀ 45 mm
AL5241 (1..10) IP20 DALI 2 PUSH ⌀ 70 mm

dimming module
AL7035 IP20 DALI 2 PUSH 0/1..10V ⌀ 44 mm

Note - Nota
Dimming module AL7035 to be used in combination with a 24VDC power supply. Modulo di dimmerazione AL7035 da utilizzare in combinazione con un alimentatore 24VDC.

BULL 10 BASE

design: Lapo Grassellini

IP20

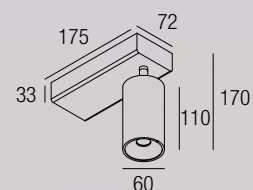
[DATASHEET](#)

[INSTALLATION MANUAL](#)

[CERTIFICATIONS](#)

[LDT-IES](#)

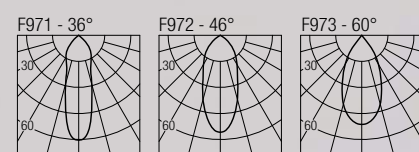
[DRAWINGS](#)



Surface projector

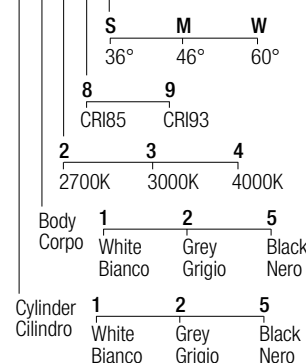
10W · 230VAC
CRI85 - CRI93 · 2-Step MacAdam

	CRI85	CRI93
2700K	890 lm	840 lm
3000K	1000 lm	930 lm
4000K	1040 lm	960 lm



Code Construction - Costruzione del codice

BB1 X X X X X



Note - Nota
Dimmable version available on request. Versioni dimmerabili disponibili su richiesta.

Accessories - Accessori

BUX1NA
Low luminance louver
Filtro antiabbagliamento

SBB101
Milky screen - Schermo opale

Note - Nota
The screen must be ordered together with the lighting fixture. Lo schermo deve essere ordinato congiuntamente all'apparecchio.

BUX1FL
Adjustable barn door flaps
Alette paraluce orientabili



BULL 20 BASE

design: Lapo Grassellini

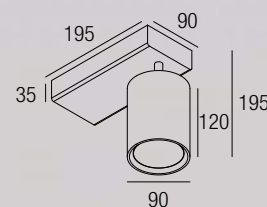


[DATASHEET](#)

[INSTALLATION MANUAL](#)

[CERTIFICATIONS](#)

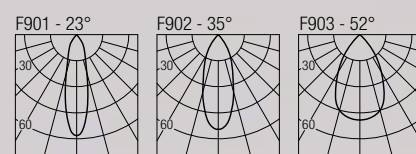
[LDT-IES](#) [DRAWINGS](#)



Surface projector

20W · 230VAC
CRI85 - CRI93 · 2-Step MacAdam

	CRI85	CRI93
2700K	1830 lm	1700 lm
3000K	2000 lm	1830 lm
4000K	2100 lm	1950 lm



Code Construction - Costruzione del codice

BB2 X X X X X

	S	M	W
	23°	35°	52°
	8	9	
	CRI85	CRI93	
	2	3	4
	2700K	3000K	4000K
Body	1	2	5
Corpo	White	Grey	Black
	Bianco	Grigio	Nero
Cylinder	1	2	5
Cilindro	White	Grey	Black
	Bianco	Grigio	Nero

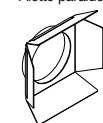
Note - Nota
Dimmable version available on request.
Versioni dimmerabili disponibili su richiesta.

Accessories - Accessori

BUX2NA
Low luminance louver
Filtro antiabbagliamento



BUX2FL
Adjustable barn door flaps
Alette paraluce orientabili



BULL 40 BASE

design: Lapo Grassellini

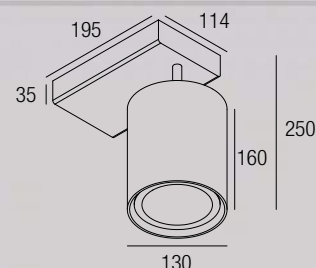


[DATASHEET](#)

[INSTALLATION MANUAL](#)

[CERTIFICATIONS](#)

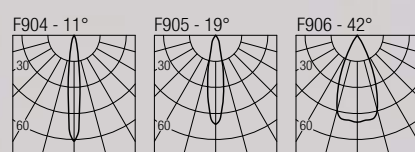
[LDT-IES](#) [DRAWINGS](#)



Surface projector

40W · 230VAC
CRI85 - CRI93 · 2-Step MacAdam

	CRI85	CRI93
2700K	3660 lm	3400 lm
3000K	4000 lm	3660 lm
4000K	4200 lm	3900 lm



Code Construction - Costruzione del codice

BB4 X X X X X

	S	M	W
	11°	19°	42°
	8	9	
	CRI85	CRI93	
	2	3	4
	2700K	3000K	4000K
Body	1	2	5
Corpo	White	Grey	Black
	Bianco	Grigio	Nero
Cylinder	1	2	5
Cilindro	White	Grey	Black
	Bianco	Grigio	Nero

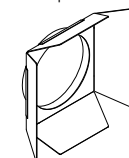
Note - Nota
Dimmable version available on request.
Versioni dimmerabili disponibili su richiesta.

Accessories - Accessori

BUX4NA
Low luminance louver
Filtro antiabbagliamento



BUX4FL
Adjustable barn door flaps
Alette paraluce orientabili



BULL 10 LAY

design: Lapo Grassellini

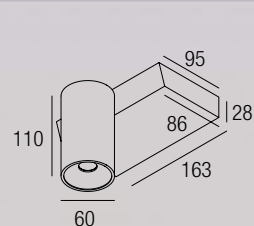


[DATASHEET](#)

[INSTALLATION MANUAL](#)

[CERTIFICATIONS](#)

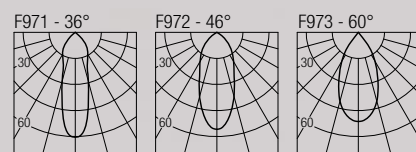
[LDT-IES](#) [DRAWINGS](#)



Surface projector

10W · 230VAC
CRI85 - CRI93 · 2-Step MacAdam

	CRI85	CRI93
2700K	890 lm	840 lm
3000K	1000 lm	930 lm
4000K	1040 lm	960 lm



Code Construction - Costruzione del codice

BX1 X X X X X

	S	M	W
	36°	46°	60°
	8	9	
	CRI85	CRI93	
	2	3	4
	2700K	3000K	4000K
Body	1	2	5
Corpo	White	Grey	Black
	Bianco	Grigio	Nero
Cylinder	1	2	5
Cilindro	White	Grey	Black
	Bianco	Grigio	Nero

Note - Nota
Dimmable version available on request. Versioni dimmerabili disponibili su richiesta.

Accessories - Accessori

BUX1NA
Low luminance louver
Filtro antiabbagliamento



SBX101
Milky screen - Schermo opale



Note - Nota
The screen must be ordered together with the lighting fixture. Lo schermo deve essere ordinato congiuntamente all'apparecchio.

BUX1FL
Adjustable barn door flaps
Alette paraluce orientabili



BULL 20 LAY

design: Lapo Grassellini

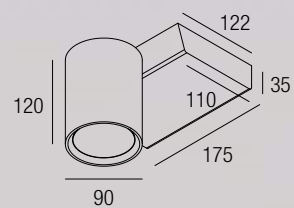


[DATASHEET](#)

[INSTALLATION MANUAL](#)

[CERTIFICATIONS](#)

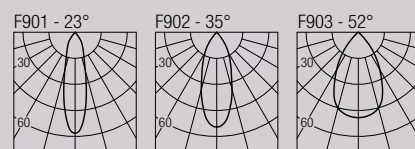
[LDT-IES](#) [DRAWINGS](#)



Surface projector

20W · 230VAC
CRI85 - CRI93 · 2-Step MacAdam

	CRI85	CRI93
2700K	1830 lm	1700 lm
3000K	2000 lm	1830 lm
4000K	2100 lm	1950 lm



Code Construction - Costruzione del codice

BX2 X X X X X

	S	M	W
	23°	35°	52°
	8	9	
	CRI85	CRI93	
	2	3	4
	2700K	3000K	4000K
Body	1	2	5
Corpo	White	Grey	Black
	Bianco	Grigio	Nero
Cylinder	1	2	5
Cilindro	White	Grey	Black
	Bianco	Grigio	Nero

Note - Nota
Dimmable version available on request. Versioni dimmerabili disponibili su richiesta.

Accessories - Accessori

BUX2NA
Low luminance louver
Filtro antiabbagliamento



BUX2FL
Adjustable barn door flaps
Alette paraluce orientabili

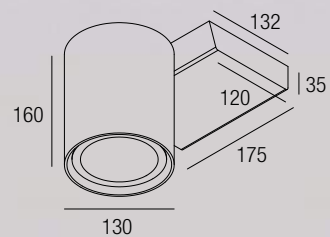


BULL 40 LAY

design: Lapo Grassellini

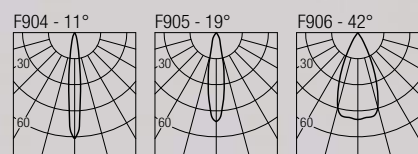


[DATASHEET](#) [INSTALLATION MANUAL](#)
[CERTIFICATIONS](#) [LDT-IES](#) [DRAWINGS](#)



Surface projector
 40W · 230VAC
 CRI85 - CRI93 · 2-Step MacAdam

	CRI85	CRI93
2700K	3660 lm	3400 lm
3000K	4000 lm	3660 lm
4000K	4200 lm	3900 lm



Code Construction - Costruzione del codice

BX4 X X X X X

	S	M	W
	11°	19°	42°
	8	9	
	CRI85	CRI93	
	2	3	4
	2700K	3000K	4000K
Body	1	2	5
Corpo	White	Grey	Black
	Bianco	Grigio	Nero
Cylinder	1	2	5
Cilindro	White	Grey	Black
	Bianco	Grigio	Nero

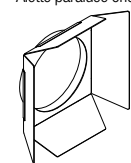
Note - Nota
 Dimmable version available on request.
 Versioni dimmerabili disponibili su richiesta.

Accessories - Accessori

BUX4NA
 Low luminance louver
 Filtro antabbagliamento



BUX4FL
 Adjustable barn door flaps
 Alette paraluce orientabili

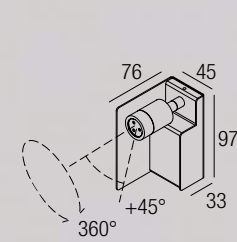


MINISASHA 110 DISPLAY

design: Lapo Grassellini

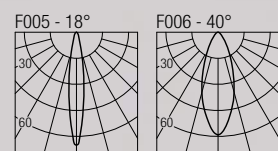


[DATASHEET](#) [INSTALLATION MANUAL](#)
[CERTIFICATIONS](#) [LDT-IES](#) [DRAWINGS](#)



Surface projector
 3W · 230VAC
 CRI85 · 2-Step MacAdam

2700K	267 lm
3000K	279 lm
4200K	309 lm
6000K	342 lm



Code Construction - Costruzione del codice

MSD11 X X X

	0	1	2	3	6	7	8
	2700K	3000K	4200K	6000K	Blue	Green	Red
					Blu	Verde	Rosso
	1	2					
	18°	40°					
	1	2	5				
	White	Grey	Black				
	Bianco	Grigio	Nero				



MINISASHA 130 DISPLAY

design: Lapo Grassellini

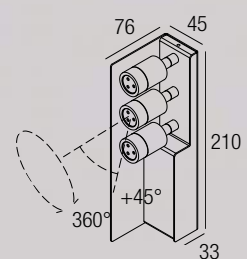


[DATASHEET](#)

[INSTALLATION MANUAL](#)

[CERTIFICATIONS](#)

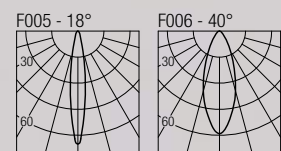
[LDT-IES](#) [DRAWINGS](#)



Surface projector

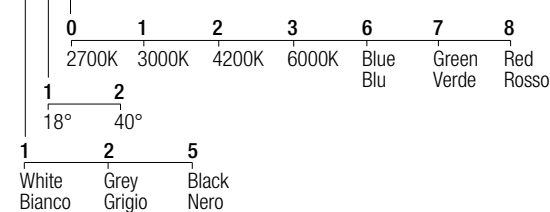
3x3W · 230VAC
CRI85 · 2-Step MacAdam

2700K	3 x 267 lm
3000K	3 x 279 lm
4200K	3 x 309 lm
6000K	3 x 342 lm



Code Construction - Costruzione del codice

MSD13 X X X



MINISASHA 110 U

design: Lapo Grassellini

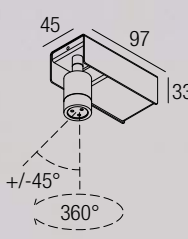


[DATASHEET](#)

[INSTALLATION MANUAL](#)

[CERTIFICATIONS](#)

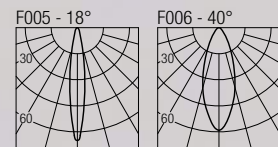
[LDT-IES](#) [DRAWINGS](#)



Surface projector


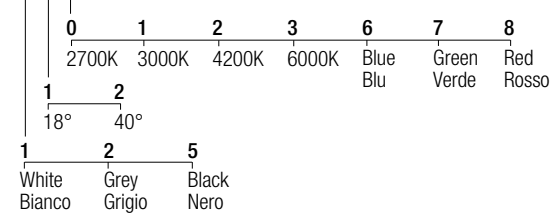
3W · 230VAC
CRI85 · 2-Step MacAdam

2700K	267 lm
3000K	279 lm
4200K	309 lm
6000K	342 lm



Code Construction - Costruzione del codice

MSU11 X X X

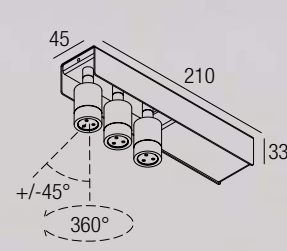


MINISASHA 130 U

design: Lapo Grassellini

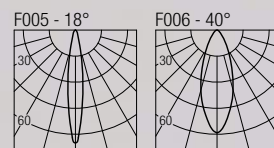


- [DATASHEET](#)
- [INSTALLATION MANUAL](#)
- [CERTIFICATIONS](#)
- [LDT-IES](#)
- [DRAWINGS](#)

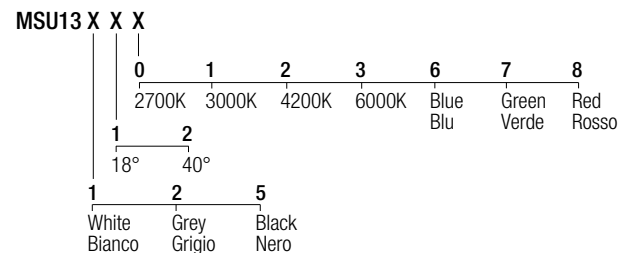


Surface projector
3x3W - 230VAC
CRI85 - 2-Step MacAdam

2700K	3 x 267 lm
3000K	3 x 279 lm
4200K	3 x 309 lm
6000K	3 x 342 lm



Code Construction - Costruzione del codice

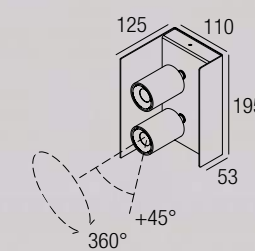


SASHA 120 DISPLAY

design: Lapo Grassellini

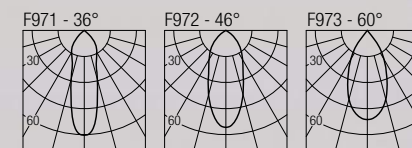


- [DATASHEET](#)
- [INSTALLATION MANUAL](#)
- [CERTIFICATIONS](#)
- [LDT-IES](#)
- [DRAWINGS](#)

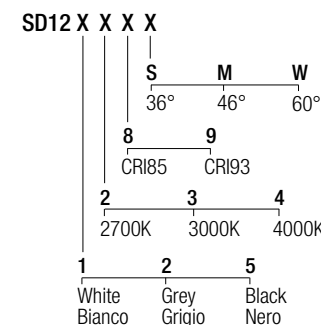


Surface projector
2x8W - 230VAC
CRI85 - CRI93 - 2-Step MacAdam

2700K	2 x 730 lm	2 x 690 lm
3000K	2 x 830 lm	2 x 770 lm
4000K	2 x 860 lm	2 x 790 lm



Code Construction - Costruzione del codice



Accessories - Accessori

SSD1201 (2pcs)
Milky screen - Schermo opale

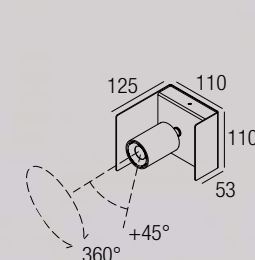
Note - Nota
The screen must be ordered together with the lighting fixture. Lo schermo deve essere ordinato congiuntamente all'apparecchio.

SASHA 110 DISPLAY

design: Lapo Grassellini

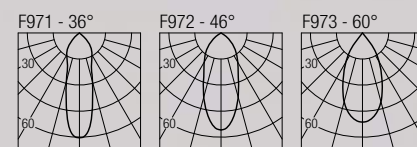


- [DATASHEET](#)
- [INSTALLATION MANUAL](#)
- [CERTIFICATIONS](#)
- [LDT-IES](#)
- [DRAWINGS](#)

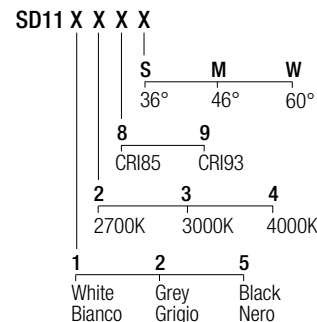


Surface projector
8W - 230VAC
CRI85 - CRI93 - 2-Step MacAdam

2700K	CRI85	CRI93	730 lm	690 lm
3000K			830 lm	770 lm
4000K			860 lm	790 lm



Code Construction - Costruzione del codice



Accessories - Accessori

SSD1101
Milky screen - Schermo opale

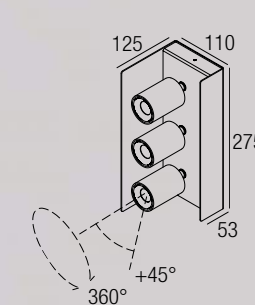
Note - Nota
The screen must be ordered together with the lighting fixture. Lo schermo deve essere ordinato congiuntamente all'apparecchio.

SASHA 130 DISPLAY

design: Lapo Grassellini

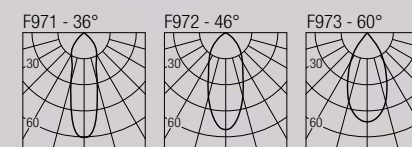


- [DATASHEET](#)
- [INSTALLATION MANUAL](#)
- [CERTIFICATIONS](#)
- [LDT-IES](#)
- [DRAWINGS](#)

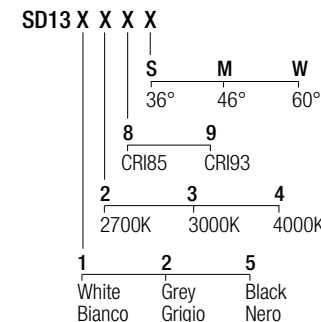


Surface projector
3x8W - 230VAC
CRI85 - CRI93 - 2-Step MacAdam

2700K	CRI85	CRI93	3 x 730 lm	3 x 690 lm
3000K			3 x 830 lm	3 x 770 lm
4000K			3 x 860 lm	3 x 790 lm



Code Construction - Costruzione del codice



Accessories - Accessori

SSD1301 (3pcs)
Milky screen - Schermo opale

Note - Nota
The screen must be ordered together with the lighting fixture. Lo schermo deve essere ordinato congiuntamente all'apparecchio.

SASHA 150 DISPLAY

design: Lapo Grassellini

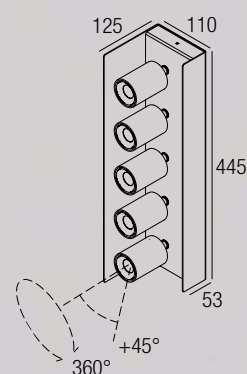


[DATASHEET](#)

[INSTALLATION MANUAL](#)

[CERTIFICATIONS](#)

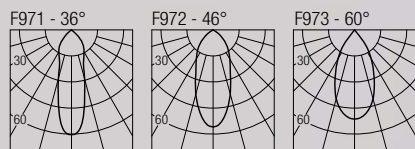
[LDT-IES](#) [DRAWINGS](#)



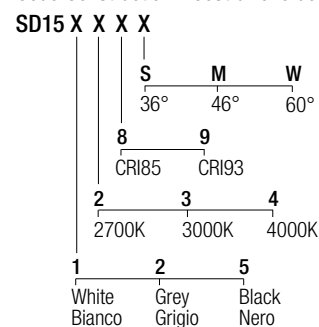
Surface projector

5x8W · 230VAC
CRI85 - CRI93 · 2-Step MacAdam

	CRI85	CRI93
2700K	5 x 730 lm	5 x 690 lm
3000K	5 x 830 lm	5 x 770 lm
4000K	5 x 860 lm	5 x 790 lm



Code Construction - Costruzione del codice



Accessories - Accessori

SSD1501 (5pcs)
Milky screen - Schermo opale

Note - Nota
The screen must be ordered together with the lighting fixture. Lo schermo deve essere ordinato congiuntamente all'apparecchio.

SASHA 110 U

design: Lapo Grassellini

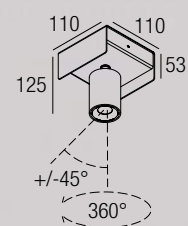


[DATASHEET](#)

[INSTALLATION MANUAL](#)

[CERTIFICATIONS](#)

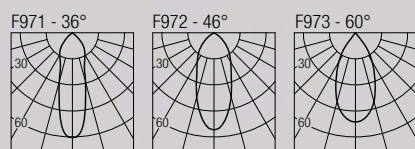
[LDT-IES](#) [DRAWINGS](#)



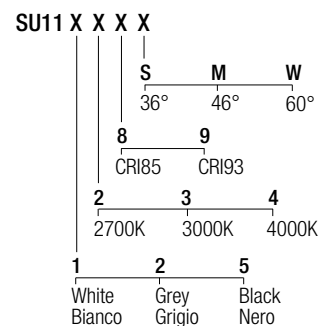
Surface projector

8W · 230VAC
CRI85 - CRI93 · 2-Step MacAdam

	CRI85	CRI93
2700K	730 lm	690 lm
3000K	830 lm	770 lm
4000K	860 lm	790 lm



Code Construction - Costruzione del codice



Accessories - Accessori

SSU1101
Milky screen - Schermo opale

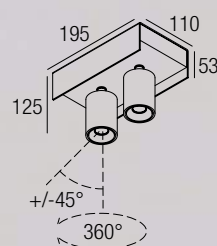
Note - Nota
The screen must be ordered together with the lighting fixture. Lo schermo deve essere ordinato congiuntamente all'apparecchio.



SASHA 120 U

design: Lapo Grassellini

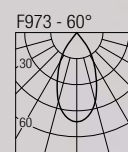
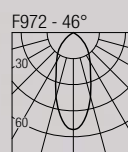
IP20

[DATASHEET](#)[INSTALLATION MANUAL](#)[CERTIFICATIONS](#)[LDT-IES](#) [DRAWINGS](#)**Surface projector**

2x8W · 230VAC

CRI85 - CRI93 · 2-Step MacAdam

	CRI85	CRI93
2700K	2 x 730 lm	2 x 690 lm
3000K	2 x 830 lm	2 x 770 lm
4000K	2 x 860 lm	2 x 790 lm



Code Construction - Costruzione del codice

SU12 X X X X

1	2	3	4	5
White Bianco	Grey Grigio	Black Nero	2700K	3000K
8	9	2	3	4
CRI85	CRI93	2	3	4
S	M	W		
36°	46°	60°		

Accessories - Accessori

SSU1201 (2pcs)

Milky screen - Schermo opale

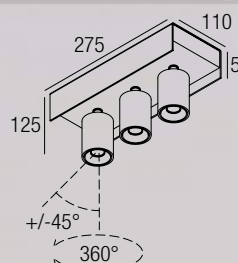


Note - Nota
The screen must be ordered together with the lighting fixture. Lo schermo deve essere ordinato congiuntamente all'apparecchio.

SASHA 130 U

design: Lapo Grassellini

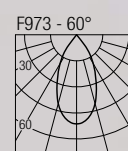
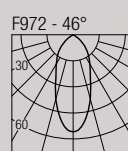
IP20

[DATASHEET](#)[INSTALLATION MANUAL](#)[CERTIFICATIONS](#)[LDT-IES](#) [DRAWINGS](#)**Surface projector**

3x8W · 230VAC

CRI85 - CRI93 · 2-Step MacAdam

	CRI85	CRI93
2700K	3 x 730 lm	3 x 690 lm
3000K	3 x 830 lm	3 x 770 lm
4000K	3 x 860 lm	3 x 790 lm



Code Construction - Costruzione del codice

SU13 X X X X

1	2	3	4	5
White Bianco	Grey Grigio	Black Nero	2700K	3000K
8	9	2	3	4
CRI85	CRI93	2	3	4
S	M	W		
36°	46°	60°		

Accessories - Accessori

SSU1301 (3pcs)

Milky screen - Schermo opale



Note - Nota
The screen must be ordered together with the lighting fixture. Lo schermo deve essere ordinato congiuntamente all'apparecchio.



SASHA 150 U

design: Lapo Grassellini

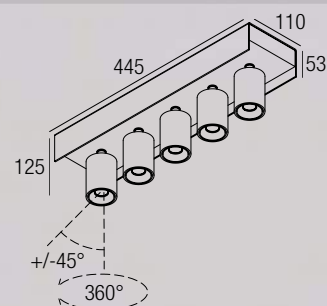
IP20

[DATASHEET](#)

[INSTALLATION MANUAL](#)

[CERTIFICATIONS](#)

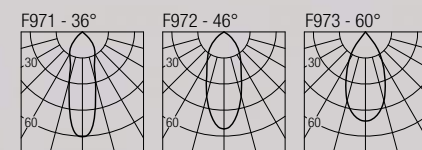
[LDT-IES](#) [DRAWINGS](#)



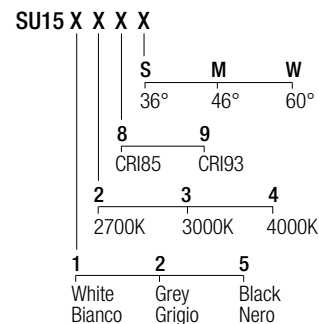
Surface projector

5x8W · 230VAC
CRI85 - CRI93 · 2-Step MacAdam

	CRI85	CRI93
2700K	5 x 730 lm	5 x 690 lm
3000K	5 x 830 lm	5 x 770 lm
4000K	5 x 860 lm	5 x 790 lm



Code Construction - Costruzione del codice



Accessories - Accessori

SSU1501 (5pcs)
Milky screen - Schermo opale



Note - Nota
The screen must be ordered together with the lighting fixture. Lo schermo deve essere ordinato congiuntamente all'apparecchio.

SWAN 10

design: Lapo Grassellini

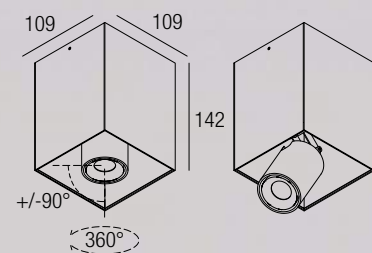
IP20

[DATASHEET](#)

[INSTALLATION MANUAL](#)

[CERTIFICATIONS](#)

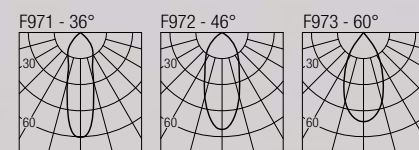
[LDT-IES](#) [DRAWINGS](#)



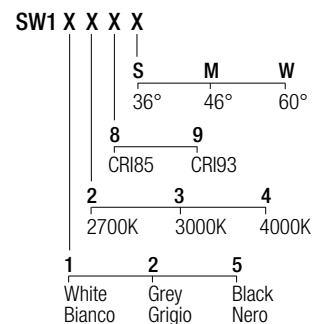
Surface projector

10W · 230VAC
CRI85 - CRI93 · 2-Step MacAdam

	CRI85	CRI93
2700K	890 lm	840 lm
3000K	1000 lm	930 lm
4000K	1040 lm	960 lm



Code Construction - Costruzione del codice



Note - Nota
The finishing refers to the outer ring of the luminaire only, the inner part of the optical compartment is always black. La finitura fa riferimento al solo anello esterno dell'apparecchio, la parte interna del vano ottico è sempre di colore nero.

Accessories - Accessori

SSW101
Milky screen - Schermo opale



Note - Nota
The screen must be ordered together with the lighting fixture. Lo schermo deve essere ordinato congiuntamente all'apparecchio.



SWAN X120

design: Lapo Grassellini

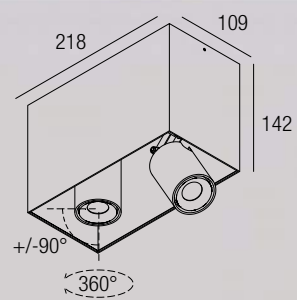


[DATASHEET](#)

[INSTALLATION MANUAL](#)

[CERTIFICATIONS](#)

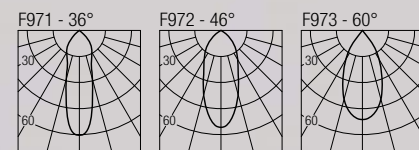
[LDT-IES](#) [DRAWINGS](#)



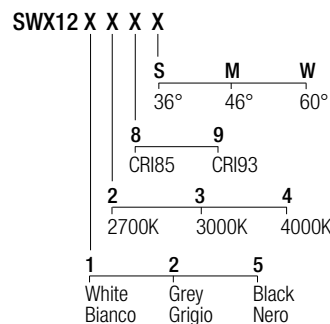
Surface projector

2x10W · 230VAC
CRI85 - CRI93 · 2-Step MacAdam

	CRI85	CRI93
2700K	2 x 890 lm	2 x 840 lm
3000K	2 x 1000 lm	2 x 930 lm
4000K	2 x 1040 lm	2 x 960 lm



Code Construction - Costruzione del codice



Note - Nota
The finishing refers to the outer ring of the luminaire only, the inner part of the optical compartment is always black. La finitura fa riferimento al solo anello esterno dell'apparecchio, la parte interna del vano ottico è sempre di colore nero.

Accessories - Accessori

SSWX1201 (2pcs)
Milky screen - Schermo opale

Note - Nota
The screen must be ordered together with the lighting fixture. Lo schermo deve essere ordinato congiuntamente all'apparecchio.

SWAN X130

design: Lapo Grassellini

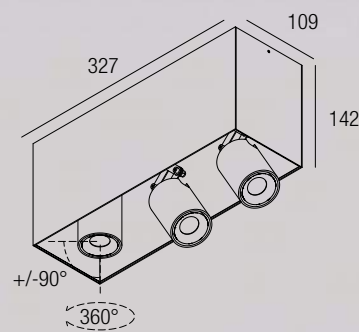


[DATASHEET](#)

[INSTALLATION MANUAL](#)

[CERTIFICATIONS](#)

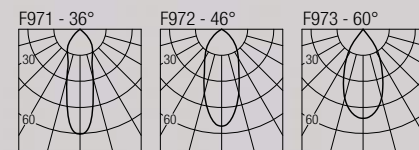
[LDT-IES](#) [DRAWINGS](#)



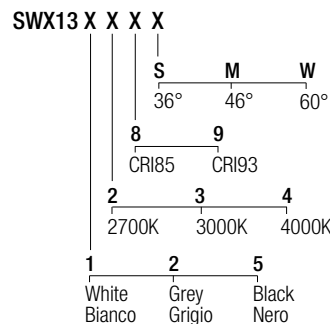
Surface projector

3x10W · 230VAC
CRI85 - CRI93 · 2-Step MacAdam

	CRI85	CRI93
2700K	3 x 890 lm	3 x 840 lm
3000K	3 x 1000 lm	3 x 930 lm
4000K	3 x 1040 lm	3 x 960 lm



Code Construction - Costruzione del codice



Note - Nota
The finishing refers to the outer ring of the luminaire only, the inner part of the optical compartment is always black. La finitura fa riferimento al solo anello esterno dell'apparecchio, la parte interna del vano ottico è sempre di colore nero.

Accessories - Accessori

SSWX1301 (3pcs)
Milky screen - Schermo opale

Note - Nota
The screen must be ordered together with the lighting fixture. Lo schermo deve essere ordinato congiuntamente all'apparecchio.



TULIP

design: Lapo Grassellini

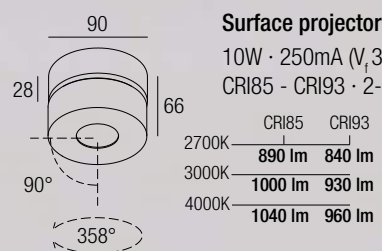


[DATASHEET](#)

[INSTALLATION MANUAL](#)

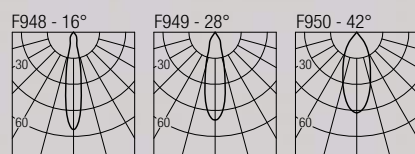
[CERTIFICATIONS](#)

[LDT-IES](#) [DRAWINGS](#)

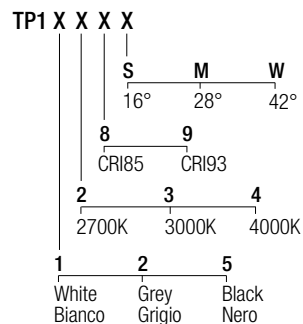


Surface projector

10W · 250mA (V, 36V)
CRI85 - CRI93 · 2-Step MacAdam



Code Construction - Costruzione del codice



Drivers - Alimentatori 250mA

- on/off
AL1025 (1) IP20 ⌀ 40 mm
- dimmable
AL4030 (1) IP20 0/1..10V ⌀ 55 mm
- ALD425** (1) IP20 DALI 2 PUSH ⌀ 36 mm
- AL4031** (1) IP20 DALI 2 ⌀ 55 mm
- AL4032** (1) IP20 IGBT-TRIAC ⌀ 55 mm

CRIS

design: Roberto Mantovani

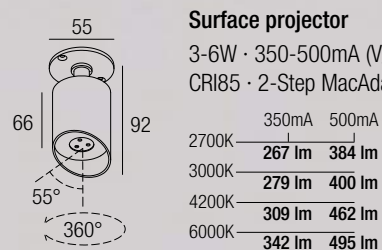


[DATASHEET](#)

[INSTALLATION MANUAL](#)

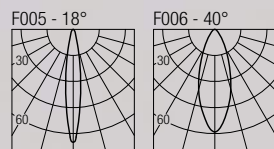
[CERTIFICATIONS](#)

[LDT-IES](#) [DRAWINGS](#)

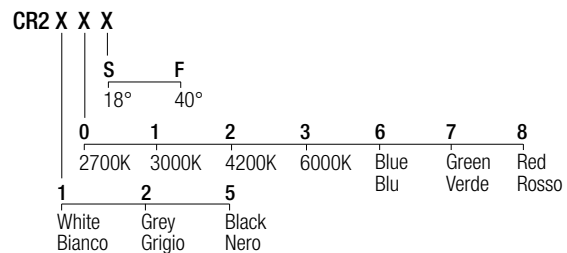


Surface projector

3-6W · 350-500mA (V, 8,7V) · Series wiring - Cablaggio in serie
CRI85 · 2-Step MacAdam



Code Construction - Costruzione del codice



Accessories - Accessori

- CRO100** White - Bianco
- CRO200** Grey - Grigio
- CRO500** Black - Nero



AL7022
24VDC/500mA constant current converter
Convertitore 24VDC/500mA corrente costante

Drivers - Alimentatori 350mA

- on/off
AL1034 (1..3) IP20 ⌀ 30 mm
- AL1035** (1..3) IP20 ⌀ 40 mm
- AL1037** (1..5) IP20 S.P. ⌀ 55 mm
- dimmable
AL4000 (1..4) IP20 PUSH 0/1..10V ⌀ 72 mm
- ALD435** (1..3) IP20 DALI 2 PUSH ⌀ 36 mm
- AL4051** (1..4) IP20 DALI 2 ⌀ 72 mm
- AL4053** (1..4) IP20 PUSH IGBT-TRIAC ⌀ 56 mm

Drivers - Alimentatori 500mA

- on/off
AL1074 (1..2) IP20 ⌀ 30 mm
- AL1077** (1..2) IP20 ⌀ 40 mm
- AL1084** (1..3) IP20 S.P. ⌀ 55 mm
- dimmable
AL4010 (1..4) IP20 PUSH 0/1..10V ⌀ 72 mm
- ALD450** (1..2) IP20 DALI 2 PUSH ⌀ 36 mm
- AL4151** (1..4) IP20 DALI 2 ⌀ 72 mm
- AL4153** (1..4) IP20 PUSH IGBT-TRIAC ⌀ 56 mm



PUFF

design: Lapo Grassellini

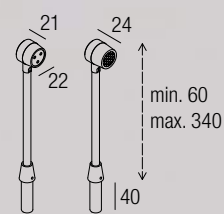
IP20

DATASHEET ▶

INSTALLATION MANUAL ▶

CERTIFICATIONS ▶

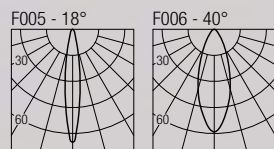
LDT-IES ▶ DRAWINGS ▶



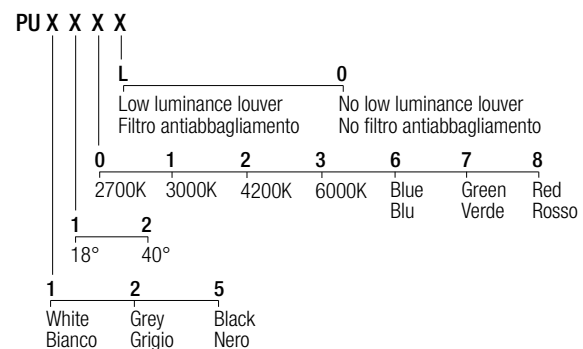
Surface projector

2W · 250mA (V, 8, 7V) · Series wiring - Cablaggio in serie
CRI85 · 2-Step MacAdam

2700K	270 lm
3000K	300 lm
4200K	310 lm
6000K	340 lm



Code Construction - Costruzione del codice



Drivers - Alimentatori 250mA

- on/off
- AL1025** (1..4) IP20 ⌀ 40 mm
- dimmmable
- AL4030** (1..5) IP20 0/1..10V ⌀ 55 mm
- ALD425** (1..4) IP20 DALI 2 PUSH ⌀ 36 mm
- AL4031** (2..4) IP20 DALI 2 ⌀ 55 mm
- AL4032** (3..5) IP20 IGBT-TRIAC ⌀ 55 mm



GAGARIN PT2

design: Roberto Mantovani

[DATASHEET](#)

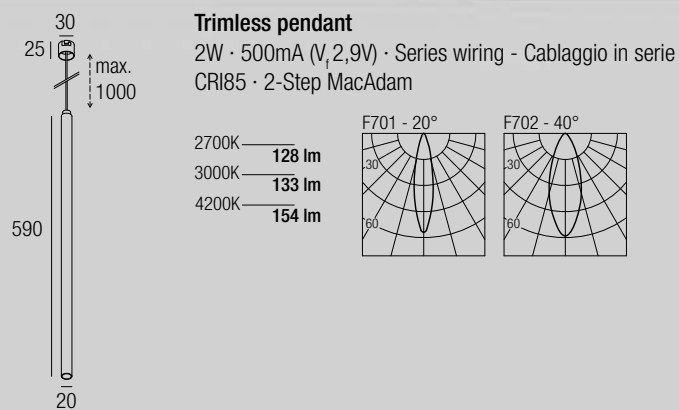
[INSTALLATION MANUAL](#)

[IP20](#)

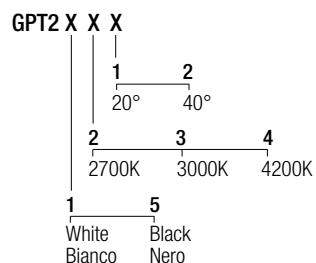
[CERTIFICATIONS](#)

[LDT-IES](#)

[DRAWINGS](#)



Code Construction - Costruzione del codice



Note - Nota
Made-to-measure cable available on request.
Cavo a misura disponibile su richiesta.

Accessories - Accessori

- ZQC001** White - Bianco
- ZQC001B** Black - Nero
- Plasterboard recessing frame
Flangia per cartongesso
- AL7022**
24VDC/500mA constant current converter
Convertitore 24VDC/500mA corrente costante

Drivers - Alimentatori 500mA

- on/off
- AL1074** (1..7) IP20 \varnothing 30 mm
- AL1077** (1..6) IP20 \varnothing 40 mm
- AL1084** (1..11) IP20 S.P. \varnothing 55 mm
- dimmable
- AL4010** (1..12) IP20 PUSH 0/1..10V \varnothing 72 mm
- ALD450** (1..7) IP20 DALI 2 PUSH \varnothing 36 mm
- AL4151** (2..14) IP20 DALI 2 \varnothing 72 mm
- AL4153** (1..14) IP20 PUSH IGBT-TRIAC \varnothing 56 mm

GAGARIN PT6

design: Roberto Mantovani

[DATASHEET](#)

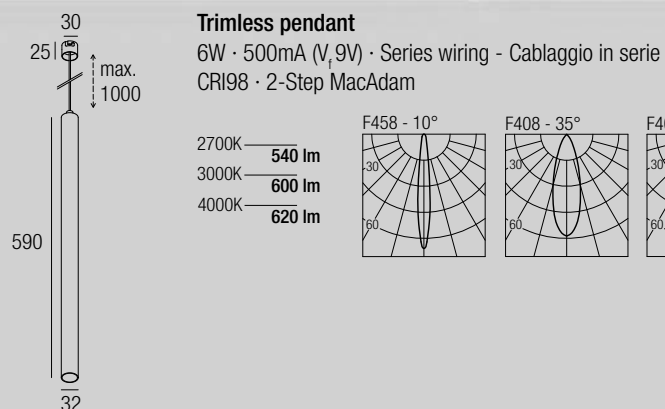
[INSTALLATION MANUAL](#)

[IP20](#)

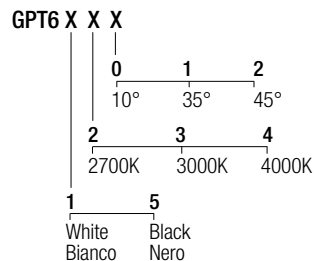
[CERTIFICATIONS](#)

[LDT-IES](#)

[DRAWINGS](#)



Code Construction - Costruzione del codice



Note - Nota
Made-to-measure cable available on request.
Cavo a misura disponibile su richiesta.

Accessories - Accessori

- ZQC001** White - Bianco
- ZQC001B** Black - Nero
- Plasterboard recessing frame
Flangia per cartongesso
- LJ02** White - Bianco
- LJ02B** Black - Nero
- Low luminance louver
Filtro antiabbagliamento
- SJ02** White - Bianco
- SJ02B** Black - Nero
- Milky screen - Schermo opale

Note - Nota
The filter and screen are not compatible with the 10° lens versions - Il filtro e lo schermo non sono compatibili con le versioni con ottica 10°.

Drivers - Alimentatori 500mA

- on/off
- AL1074** (1..2) IP20 \varnothing 30 mm
- AL1077** (1..2) IP20 \varnothing 40 mm
- AL1084** (1..3) IP20 S.P. \varnothing 55 mm
- dimmable
- AL4010** (1..4) IP20 PUSH 0/1..10V \varnothing 72 mm
- ALD450** (1..2) IP20 DALI 2 PUSH \varnothing 36 mm
- AL4151** (1..4) IP20 DALI 2 \varnothing 72 mm
- AL4153** (1..4) IP20 PUSH IGBT-TRIAC \varnothing 56 mm

AL7022
24VDC/500mA constant current converter
Convertitore 24VDC/500mA corrente costante



GAGARIN PT10

design: Roberto Mantovani

[DATASHEET](#)
[INSTALLATION MANUAL](#)

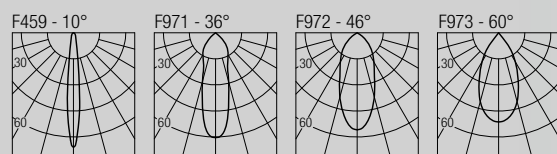
IP20

[CERTIFICATIONS](#)
[LDT-IES](#)
[DRAWINGS](#)

Trimless pendant

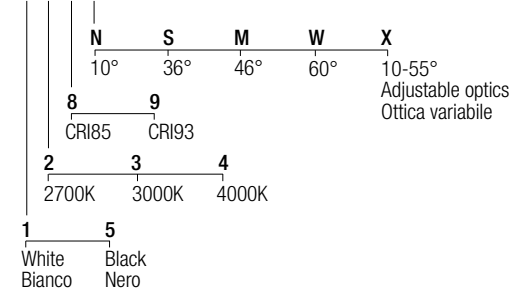
 10W · 500mA (V_i 18V) · Series wiring - Cablaggio in serie
 CRI85 - CRI93 · 2-Step MacAdam

	CRI85	CRI93
2700K	890 lm	840 lm
3000K	1000 lm	930 lm
4000K	1040 lm	960 lm



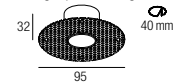
Code Construction - Costruzione del codice

GPT1 X X X X



Note - Nota
 Made-to-measure cable available on request.
 Cavo a misura disponibile su richiesta.

Accessories - Accessori

ZQC001 White - Bianco
ZQC001B Black - Nero
 Plasterboard recessing frame
 Flangia per cartongesso

LJ01 White - Bianco
LJ01B Black - Nero
 Low luminance louver
 Filtro antiabbagliamento

SJ01 White - Bianco
SJ01B Black - Nero
 Milky screen - Schermo opale


Note - Nota
 The filter and screen are not compatible with the 10° and adjustable 10-55° lens versions.
 Il filtro e lo schermo non sono compatibili con le versioni con ottica 10° e regolabile 10-55°.

Drivers - Alimentatori 500mA

on/off

AL1074 (1) IP20 ⌀ 30 mm**AL1077** (1) IP20 ⌀ 40 mm**AL1084** (1..2) IP20 S.P. ⌀ 55 mm

dimmable

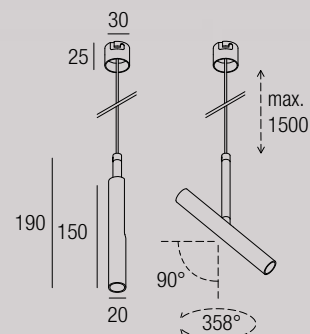
AL4010 (1..2) IP20 PUSH 0/1..10V ⌀ 72 mm**ALD450** (1) IP20 DALI 2 PUSH ⌀ 36 mm**AL4151** (1..2) IP20 DALI 2 ⌀ 72 mm**AL4153** (1..2) IP20 PUSH IGBT-TRIAC ⌀ 56 mm**AL7022**
 24VDC/500mA constant current converter
 Convertitore 24VDC/500mA corrente costante

JOS PT2

design: Roberto Mantovani


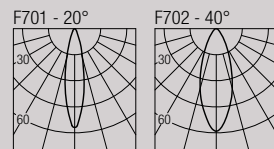
[DATASHEET](#)
[INSTALLATION MANUAL](#)

IP20

[CERTIFICATIONS](#)
[LDT-IES](#)
[DRAWINGS](#)

Trimless pendant projector

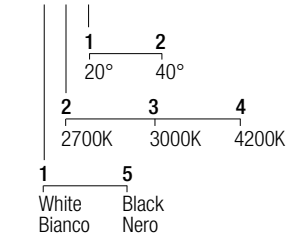
 2W · 500mA (V_i 2,9V) · Series wiring - Cablaggio in serie
 CRI85 · 2-Step MacAdam

2700K	128 lm
3000K	133 lm
4200K	154 lm

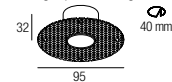


Code Construction - Costruzione del codice

JSPT2 X X X



Note - Nota
 Made-to-measure cable available on request.
 Cavo a misura disponibile su richiesta.

ZQC001 White - Bianco
ZQC001B Black - Nero
 Plasterboard recessing frame
 Flangia per cartongesso

AL7022
 24VDC/500mA constant current converter
 Convertitore 24VDC/500mA corrente costante

Drivers - Alimentatori 500mA

on/off

AL1074 (1..7) IP20 ⌀ 30 mm**AL1077** (1..6) IP20 ⌀ 40 mm**AL1084** (1..11) IP20 S.P. ⌀ 55 mm

dimmable

AL4010 (1..12) IP20 PUSH 0/1..10V ⌀ 72 mm**ALD450** (1..7) IP20 DALI 2 PUSH ⌀ 36 mm**AL4151** (2..14) IP20 DALI 2 ⌀ 72 mm**AL4153** (1..14) IP20 PUSH IGBT-TRIAC ⌀ 56 mm

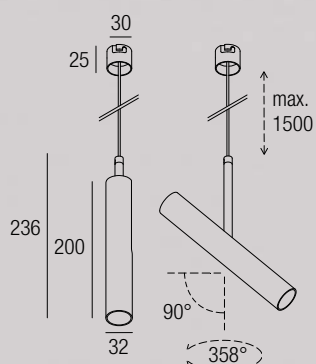
JOS PT6

design: Roberto Mantovani

IP20

[DATASHEET](#) [INSTALLATION MANUAL](#)

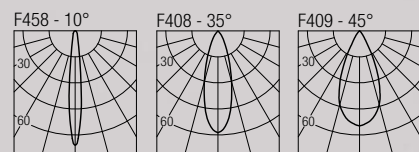
[CERTIFICATIONS](#) [LDT-IES](#) [DRAWINGS](#)



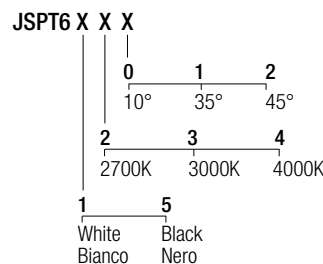
Trimless pendant projector

6W · 500mA (V₁ 9V) · Series wiring - Cablaggio in serie
CRI98 · 2-Step MacAdam

2700K **540 lm**
3000K **600 lm**
4000K **620 lm**



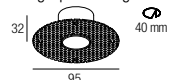
Code Construction - Costruzione del codice



Note - Nota
Made-to-measure cable available on request.
Cavo a misura disponibile su richiesta.

Accessories - Accessori

ZQC001 White - Bianco
ZQC001B Black - Nero
Plasterboard recessing frame
Flangia per cartongesso



LJ02 White - Bianco
LJ02B Black - Nero
Low luminance louver
Filtro antiabbagliamento



SJ02 White - Bianco
SJ02B Black - Nero
Milky screen - Schermo opale



Note - Nota
The filter and screen are not compatible with the 10° lens versions - Il filtro e lo schermo non sono compatibili con le versioni con ottica 10°.

Drivers - Alimentatori 500mA

on/off
AL1074 (1..2) IP20 ⌀30 mm
AL1077 (1..2) IP20 ⌀40 mm
AL1084 (1..3) IP20 S.P. ⌀55 mm
dimmable
AL4010 (1..4) IP20 PUSH 0/1..10V ⌀72 mm
ALD450 (1..2) IP20 DALI 2 PUSH ⌀36 mm
AL4151 (1..4) IP20 DALI 2 ⌀72 mm
AL4153 (1..4) IP20 PUSH IGBT-TRIAC ⌀56 mm

AL7022
24VDC/500mA constant current converter
Convertitore 24VDC/500mA corrente costante

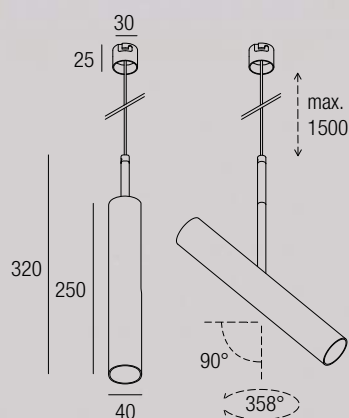
JOS PT10

design: Roberto Mantovani

IP20

[DATASHEET](#) [INSTALLATION MANUAL](#)

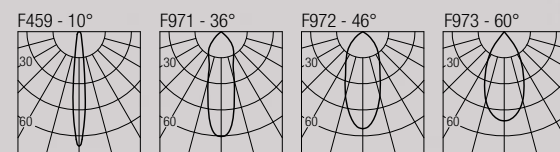
[CERTIFICATIONS](#) [LDT-IES](#) [DRAWINGS](#)



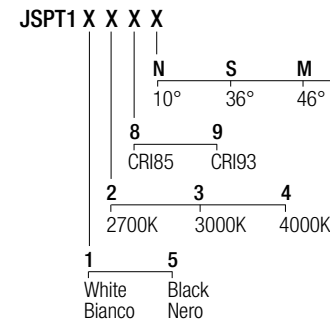
Trimless pendant projector

10W · 500mA (V₁ 18V) · Series wiring - Cablaggio in serie
CRI85 - CRI93 · 2-Step MacAdam

CRI85 CRI93
2700K **890 lm** **840 lm**
3000K **1000 lm** **930 lm**
4000K **1040 lm** **960 lm**



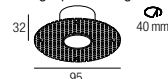
Code Construction - Costruzione del codice



Note - Nota
Made-to-measure cable available on request.
Cavo a misura disponibile su richiesta.

Accessories - Accessori

ZQC001 White - Bianco
ZQC001B Black - Nero
Plasterboard recessing frame
Flangia per cartongesso



LJ01 White - Bianco
LJ01B Black - Nero
Low luminance louver
Filtro antiabbagliamento



SJ01 White - Bianco
SJ01B Black - Nero
Milky screen - Schermo opale



Note - Nota
The filter and screen are not compatible with the 10° and adjustable 10-55° lens versions - Il filtro e lo schermo non sono compatibili con le versioni con ottica 10° e regolabile 10-55°.

Drivers - Alimentatori 500mA

on/off
AL1074 (1) IP20 ⌀30 mm
AL1077 (1) IP20 ⌀40 mm
AL1084 (1..2) IP20 S.P. ⌀55 mm
dimmable
AL4010 (1..2) IP20 PUSH 0/1..10V ⌀72 mm
ALD450 (1) IP20 DALI 2 PUSH ⌀36 mm
AL4151 (1..2) IP20 DALI 2 ⌀72 mm
AL4153 (1..2) IP20 PUSH IGBT-TRIAC ⌀56 mm

AL7022
24VDC/500mA constant current converter
Convertitore 24VDC/500mA corrente costante



GAGARIN PR2

design: Roberto Mantovani

[DATASHEET](#)
[INSTALLATION MANUAL](#)
[CERTIFICATIONS](#)
[LDT-IES](#)
[DRAWINGS](#)

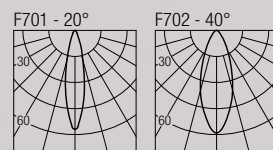
IP20



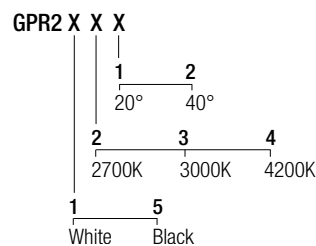
Semi-recessed pendant

2W · 500mA (V, 2,9V) · Series wiring - Cablaggio in serie
CRI85 · 2-Step MacAdam

2700K — 128 lm
3000K — 133 lm
4200K — 154 lm



Code Construction - Costruzione del codice



Note - Nota
Made-to-measure cable available on request.
Cavo a misura disponibile su richiesta.

Accessories - Accessori

AL7022
24VDC/500mA constant current converter
Convertitore 24VDC/500mA corrente costante

Drivers - Alimentatori 500mA


on/off
AL1074 (1..7) IP20 30 mm
AL1077 (1..6) IP20 40 mm
AL1084 (1..11) IP20 S.P. 55 mm
dimmiabile
AL4010 (1..12) IP20 PUSH 0/1..10V 72 mm
ALD450 (1..7) IP20 DALI 2 PUSH 36 mm
AL4151 (2..14) IP20 DALI 2 72 mm
AL4153 (1..14) IP20 PUSH IGBT-TRIAC 56 mm

GAGARIN PR6

design: Roberto Mantovani

[DATASHEET](#)
[INSTALLATION MANUAL](#)
[CERTIFICATIONS](#)
[LDT-IES](#)
[DRAWINGS](#)

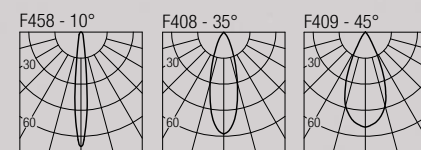
IP20



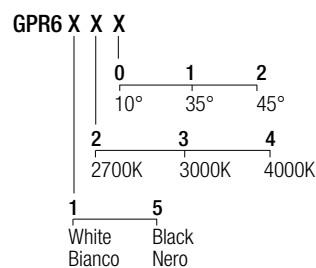
Semi-recessed pendant

6W · 500mA (V, 9V) · Series wiring - Cablaggio in serie
CRI98 · 2-Step MacAdam

2700K — 540 lm
3000K — 600 lm
4000K — 620 lm



Code Construction - Costruzione del codice



Note - Nota
Made-to-measure cable available on request.
Cavo a misura disponibile su richiesta.

Accessories - Accessori

LJ02 White - Bianco
LJ02B Black - Nero
Low luminance louver
Filtro antiabbagliamento

SJ02 White - Bianco
SJ02B Black - Nero
Milky screen - Schermo opale

Note - Nota
The filter and screen are not compatible with the 10° lens version - Il filtro e lo schermo non sono compatibili con la versione con ottica 10°.

Drivers - Alimentatori 500mA

on/off
AL1074 (1..2) IP20 30 mm
AL1077 (1..2) IP20 40 mm
AL1084 (1..3) IP20 S.P. 55 mm
dimmiabile
AL4010 (1..4) IP20 PUSH 0/1..10V 72 mm
ALD450 (1..2) IP20 DALI 2 PUSH 36 mm
AL4151 (1..4) IP20 DALI 2 72 mm
AL4153 (1..4) IP20 PUSH IGBT-TRIAC 56 mm
AL7022
24VDC/500mA constant current converter
Convertitore 24VDC/500mA corrente costante

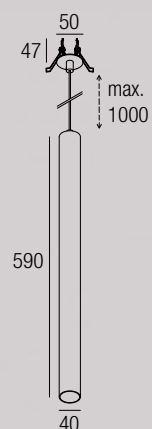


GAGARIN PR10

design: Roberto Mantovani

[DATASHEET](#)
[INSTALLATION MANUAL](#)

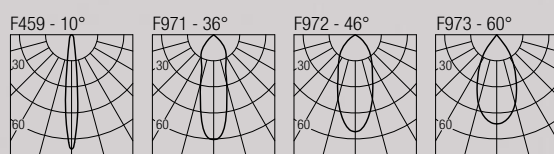
IP20

[CERTIFICATIONS](#)
[LDT-IES](#)
[DRAWINGS](#)


Semi-recessed pendant

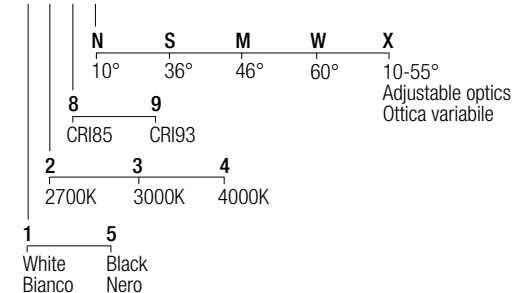
10W · 500mA (V, 18V) · Series wiring - Cablaggio in serie
CRI85 - CRI93 · 2-Step MacAdam

	CRI85	CRI93
2700K	890 lm	840 lm
3000K	1000 lm	930 lm
4000K	1040 lm	960 lm



Code Construction - Costruzione del codice

GPR1 X X X X



Note - Nota
Made-to-measure cable
available on request.
Cavo a misura disponibile
su richiesta.

Accessories - Accessori

LJ01 White - Bianco
LJ01B Black - Nero
Low luminance louver
Filtro antiabbagliamento



SJ01 White - Bianco
SJ01B Black - Nero
Milky screen - Schermo opale



Note - Nota
The filter and screen are not compatible
with the 10° and adjustable 10-55° lens
versions - Il filtro e lo schermo non sono
compatibili con le versioni con ottica 10°
e regolabile 10-55°.

Drivers - Alimentatori 500mA

on/off
AL1074 (1) IP20 ⌀ 30 mm
AL1077 (1) IP20 ⌀ 40 mm
AL1084 (1..2) IP20 S.P. ⌀ 55 mm
dimmable
AL4010 (1..2) IP20 PUSH 0/1..10V ⌀ 72 mm
ALD450 (1) IP20 DALI 2 PUSH ⌀ 36 mm
AL4151 (1..2) IP20 DALI 2 ⌀ 72 mm
AL4153 (1..2) IP20 PUSH IGBT-TRIAC ⌀ 56 mm

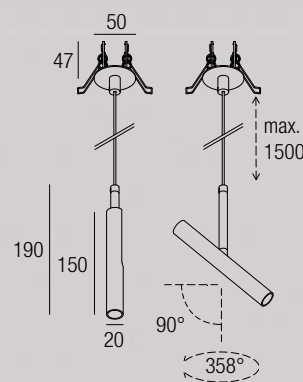
AL7022
24VDC/500mA constant
current converter
Convertitore 24VDC/500mA
corrente costante

JOS PR2

design: Roberto Mantovani

[DATASHEET](#)
[INSTALLATION MANUAL](#)

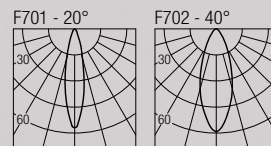
IP20

[CERTIFICATIONS](#)
[LDT-IES](#)
[DRAWINGS](#)


Semi-recessed pendant projector

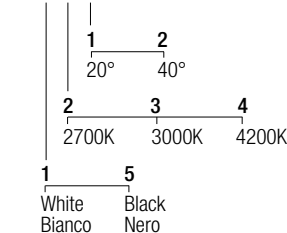
2W · 500mA (V, 2,9V) · Series wiring - Cablaggio in serie
CRI85 · 2-Step MacAdam

2700K	128 lm
3000K	133 lm
4200K	154 lm



Code Construction - Costruzione del codice

JSPR2 X X X



Note - Nota
Made-to-measure cable
available on request.
Cavo a misura disponibile
su richiesta.

Accessories - Accessori

AL7022
24VDC/500mA constant
current converter
Convertitore 24VDC/500mA
corrente costante

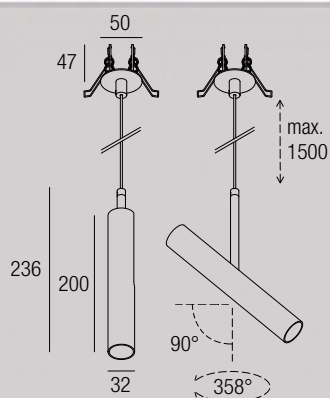
Drivers - Alimentatori 500mA

on/off
AL1074 (1..7) IP20 ⌀ 30 mm
AL1077 (1..6) IP20 ⌀ 40 mm
AL1084 (1..11) IP20 S.P. ⌀ 55 mm
dimmable
AL4010 (1..12) IP20 PUSH 0/1..10V ⌀ 72 mm
ALD450 (1..7) IP20 DALI 2 PUSH ⌀ 36 mm
AL4151 (2..14) IP20 DALI 2 ⌀ 72 mm
AL4153 (1..14) IP20 PUSH IGBT-TRIAC ⌀ 56 mm



JOS PR6


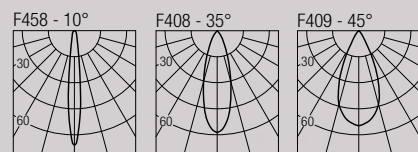
design: Roberto Mantovani

[DATASHEET](#)
[INSTALLATION MANUAL](#)
[CERTIFICATIONS](#)
[LDT-IES](#)
[DRAWINGS](#)


Semi-recessed pendant projector

6W · 500mA (V_i 9V) · Series wiring - Cablaggio in serie
CRI98 · 2-Step MacAdam

2700K — 540 lm
3000K — 600 lm
4000K — 620 lm



Code Construction - Costruzione del codice

JSPR6 X X X				
0	1	2		
10°	35°	45°		
2	3	4		
2700K	3000K	4000K		
1	5			
White Bianco	Black Nero			

Note - Nota
Made-to-measure cable available on request.
Cavo a misura disponibile su richiesta.

Accessories - Accessori

LJ02 White - Bianco
LJ02B Black - Nero
Low luminance louver
Filtro antilabbagliamento



SJ02 White - Bianco
SJ02B Black - Nero
Milky screen - Schermo opale



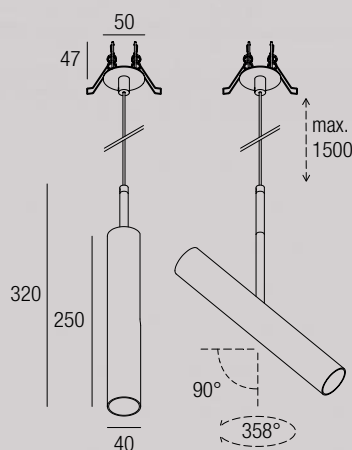
Note - Nota
The filter and screen are not compatible with the 10° lens version - Il filtro e lo schermo non sono compatibili con la versione con ottica 10°.

Drivers - Alimentatori 500mA

on/off
AL1074 (1..2) IP20 ⌀ 30 mm
AL1077 (1..2) IP20 ⌀ 40 mm
AL1084 (1..3) IP20 S.P. ⌀ 55 mm
dimmmable
AL4010 (1..4) IP20 PUSH 0/1..10V ⌀ 72 mm
ALD450 (1..2) IP20 DALI 2 PUSH ⌀ 36 mm
AL4151 (1..4) IP20 DALI 2 ⌀ 72 mm
AL4153 (1..4) IP20 PUSH IGBT-TRIAC ⌀ 56 mm
AL7022
24VDC/500mA constant current converter
Convertitore 24VDC/500mA corrente costante

JOS PR10

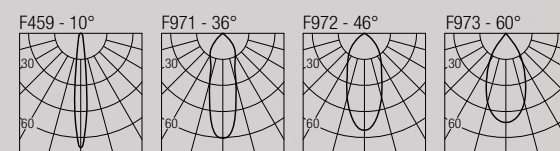
design: Roberto Mantovani

[DATASHEET](#)
[INSTALLATION MANUAL](#)
[CERTIFICATIONS](#)
[LDT-IES](#)
[DRAWINGS](#)


Semi-recessed pendant projector

10W · 500mA (V_i 18V) · Series wiring - Cablaggio in serie
CRI85 - CRI93 · 2-Step MacAdam

CRI85 CRI93
2700K — 890 lm 840 lm
3000K — 1000 lm 930 lm
4000K — 1040 lm 960 lm



Code Construction - Costruzione del codice

JSPR1 X X X X				
N	S	M	W	X
10°	36°	46°	60°	10-55°
8	9			
CRI85	CRI93			
2	3	4		
2700K	3000K	4000K		
1	5			
White Bianco	Black Nero			

Note - Nota
Made-to-measure cable available on request.
Cavo a misura disponibile su richiesta.

Accessories - Accessori

LJ01 White - Bianco
LJ01B Black - Nero
Low luminance louver
Filtro antilabbagliamento



SJ01 White - Bianco
SJ01B Black - Nero
Milky screen - Schermo opale



Note - Nota
The filter and screen are not compatible with the 10° and adjustable 10-55° lens versions - Il filtro e lo schermo non sono compatibili con le versioni con ottica 10° e regolabile 10-55°.

Drivers - Alimentatori 500mA

on/off
AL1074 (1) IP20 ⌀ 30 mm
AL1077 (1) IP20 ⌀ 40 mm
AL1084 (1..2) IP20 S.P. ⌀ 55 mm
dimmmable
AL4010 (1..2) IP20 PUSH 0/1..10V ⌀ 72 mm
ALD450 (1) IP20 DALI 2 PUSH ⌀ 36 mm
AL4151 (1..2) IP20 DALI 2 ⌀ 72 mm
AL4153 (1..2) IP20 PUSH IGBT-TRIAC ⌀ 56 mm
AL7022
24VDC/500mA constant current converter
Convertitore 24VDC/500mA corrente costante



GAGARIN PS2

design: Roberto Mantovani

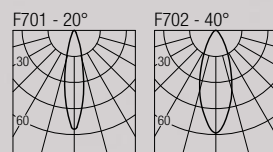
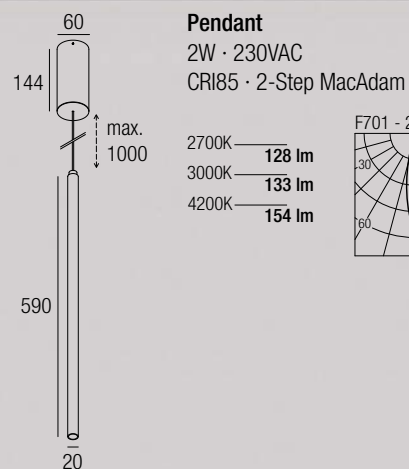


[DATASHEET](#)

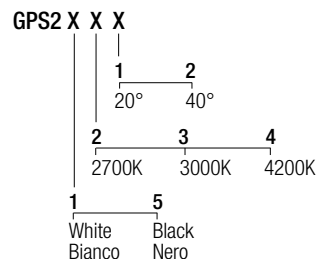
[INSTALLATION MANUAL](#)

[CERTIFICATIONS](#)

[LDT-IES](#) [DRAWINGS](#)



Code Construction - Costruzione del codice



Note - Nota
Made-to-measure cable available on request.
Cavo a misura disponibile su richiesta.

[DATASHEET](#)

[INSTALLATION MANUAL](#)

[CERTIFICATIONS](#)

[LDT-IES](#) [DRAWINGS](#)

GAGARIN PS6

design: Roberto Mantovani

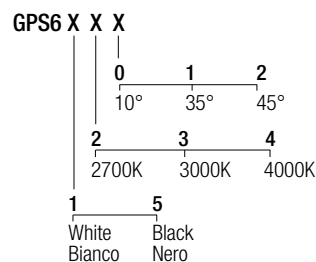
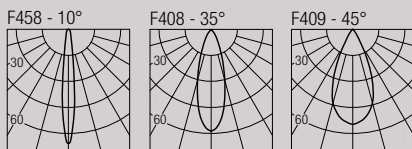
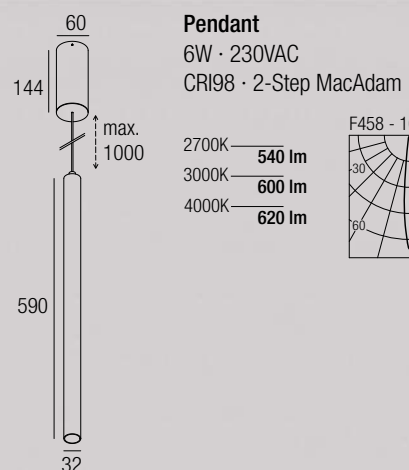


[DATASHEET](#)

[INSTALLATION MANUAL](#)

[CERTIFICATIONS](#)

[LDT-IES](#) [DRAWINGS](#)



Note - Nota
Made-to-measure cable available on request.
Cavo a misura disponibile su richiesta.

Accessories - Accessori

LJ02 White - Bianco
LJ02B Black - Nero
Low luminance louver
Filtro antiabbagliamento

SJ02 White - Bianco
SJ02B Black - Nero
Milky screen - Schermo opale

Note - Nota
The filter and screen are not compatible with the 10° lens versions - Il filtro e lo schermo non sono compatibili con le versioni con ottica 10°.



GAGARIN PS10

design: Roberto Mantovani

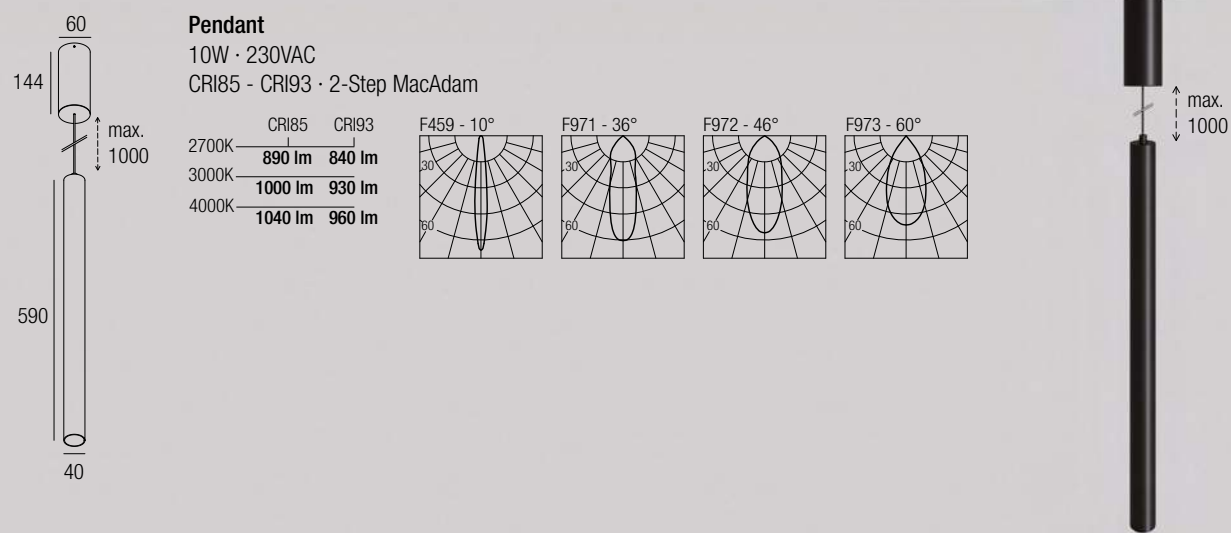
IP20

[DATASHEET](#)

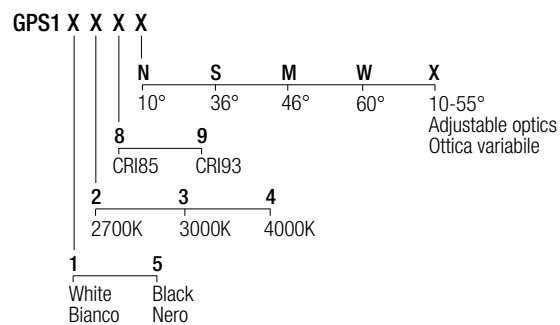
[INSTALLATION MANUAL](#)

[CERTIFICATIONS](#)

[LDT-IES](#) [DRAWINGS](#)



Code Construction - Costruzione del codice



Note - Nota
Made-to-measure cable available on request.
Cavo a misura disponibile su richiesta.

Accessories - Accessori

LJ01 White - Bianco
LJ01B Black - Nero
Low luminance louver / Filtro antiabbagliamento



SJ01 White - Bianco
SJ01B Black - Nero
Milky screen - Schermo opale



Note - Nota
The filter and screen are not compatible with the 10° and adjustable 10-55° lens versions
Il filtro e lo schermo non sono compatibili con le versioni con ottica 10° e regolabile 10-55°.

JOS PS2

design: Roberto Mantovani

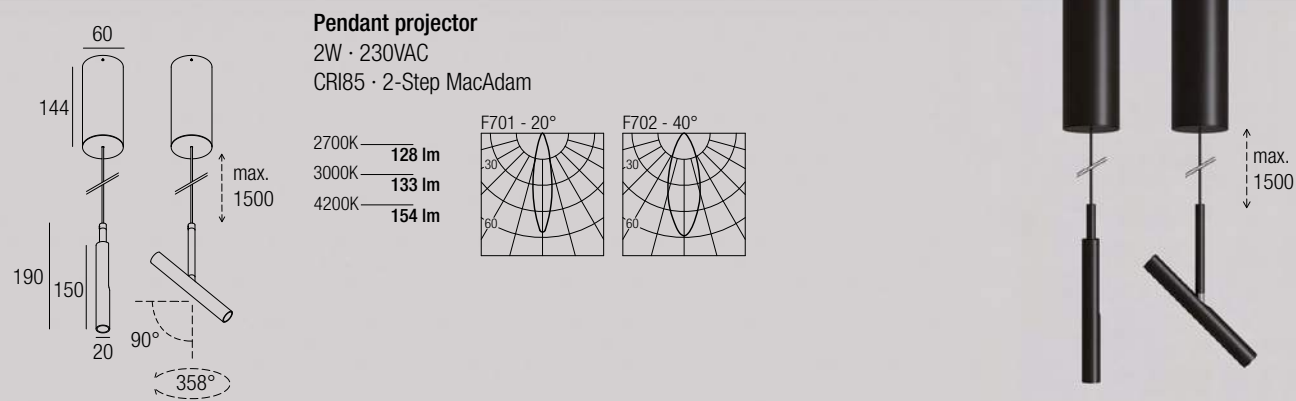
IP20

[DATASHEET](#)

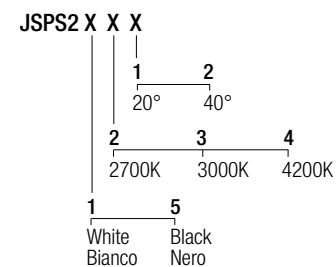
[INSTALLATION MANUAL](#)

[CERTIFICATIONS](#)

[LDT-IES](#) [DRAWINGS](#)



Code Construction - Costruzione del codice



Note - Nota
Made-to-measure cable available on request.
Cavo a misura disponibile su richiesta.



JOS PS6

design: Roberto Mantovani

IP20

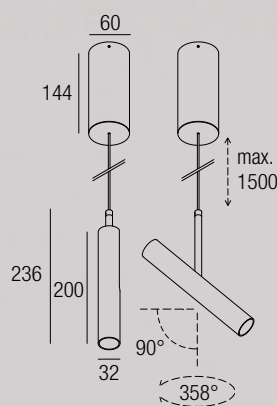
[DATASHEET](#)

[INSTALLATION MANUAL](#)

[CERTIFICATIONS](#)

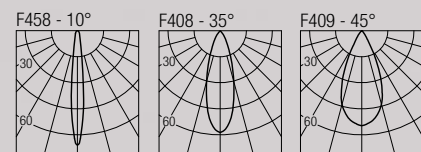
[LDT-IES](#)

[DRAWINGS](#)

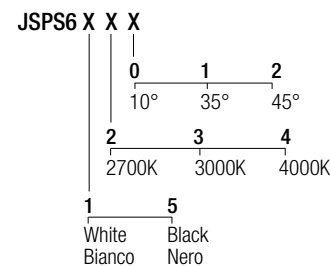


Pendant projector
6W · 230VAC
CRI98 · 2-Step MacAdam

2700K **540 lm**
3000K **600 lm**
4000K **620 lm**



Code Construction - Costruzione del codice



Note - Nota
Made-to-measure cable available on request.
Cavo a misura disponibile su richiesta.

Accessories - Accessori

LJ02 White - Bianco
LJ02B Black - Nero
Low luminance louver
Filtro antiabbagliamento



SJ02 White - Bianco
SJ02B Black - Nero
Milky screen - Schermo opale



Note - Nota
The filter and screen are not compatible with the 10° lens versions - Il filtro e lo schermo non sono compatibili con le versioni con ottica 10°.

JOS PS10

design: Roberto Mantovani

IP20

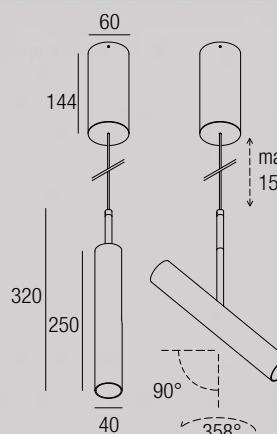
[DATASHEET](#)

[INSTALLATION MANUAL](#)

[CERTIFICATIONS](#)

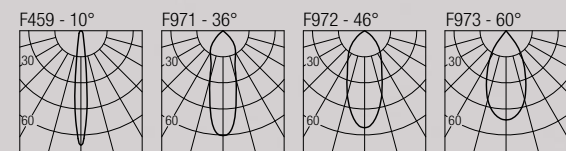
[LDT-IES](#)

[DRAWINGS](#)

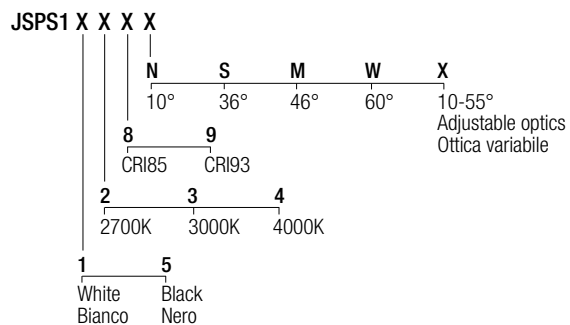


Pendant projector
10W · 230VAC
CRI85 - CRI93 · 2-Step MacAdam

2700K **890 lm** **840 lm**
3000K **1000 lm** **930 lm**
4000K **1040 lm** **960 lm**



Code Construction - Costruzione del codice



Note - Nota
Made-to-measure cable available on request.
Cavo a misura disponibile su richiesta.

Accessories - Accessori

LJ01 White - Bianco
LJ01B Black - Nero
Low luminance louver
Filtro antiabbagliamento



SJ01 White - Bianco
SJ01B Black - Nero
Milky screen - Schermo opale



Note - Nota
The filter and screen are not compatible with the 10° and adjustable 10-55° lens versions - Il filtro e lo schermo non sono compatibili con le versioni con ottica 10° e regolabile 10-55°.



230VAC TRACK

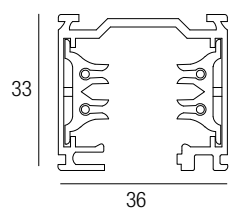


Three-phase track for surface or suspended installation.

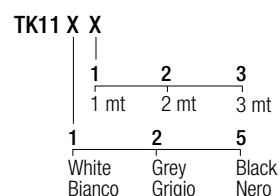
Electrified tracks are made of extruded aluminium alloy. The copper wires are located inside extruded PVC profiles with high insulating properties. 230/250V - 16A mains power supply voltage and 380/440V industrial mains voltage. The system includes a wide range of accessories and joints, allowing multiple tracks to be coupled.

Binario trifase per installazione superficiale o sospesa.

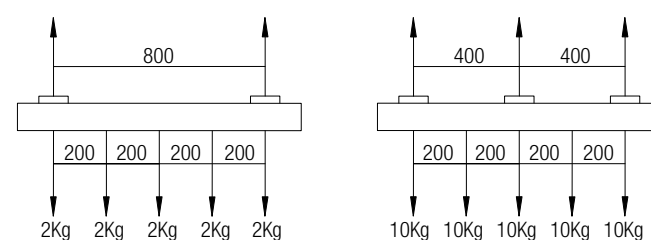
I binari elettrificati sono costruiti in lega di alluminio estruso. I cavi conduttori in rame sono alloggiati all'interno di profilati estrusi in PVC ad alta resistenza di isolamento. Alimentazione a tensione di rete 230/250V - 16A e a tensione di rete industriale 380/440V. Il sistema comprende un'ampia varietà di accessori e di giunti di collegamento, che permettono l'accoppiamento di più binari elettrificati.



Code Construction - Costruzione del codice



Load schemes - Schemi di carico

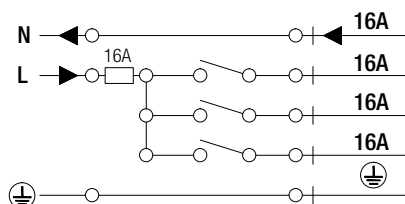


230/250V mains single-phase connection

Allows a total load of 16A, which corresponds to 3680/4000 watts divided onto 3 circuits.

Collegamento a una rete monofase 230/250V

Consente un carico complessivo di 16A, che corrisponde a 3680/4000 Watt suddivisibile su 3 circuiti.

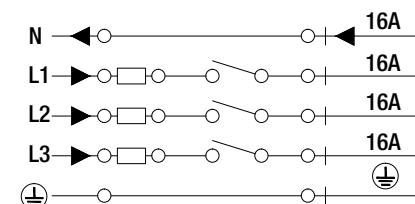


230/400V three-phase mains connection

Allows a total load of 16A, which corresponds to 11040 watts divided onto three circuits (3x3680 watts).

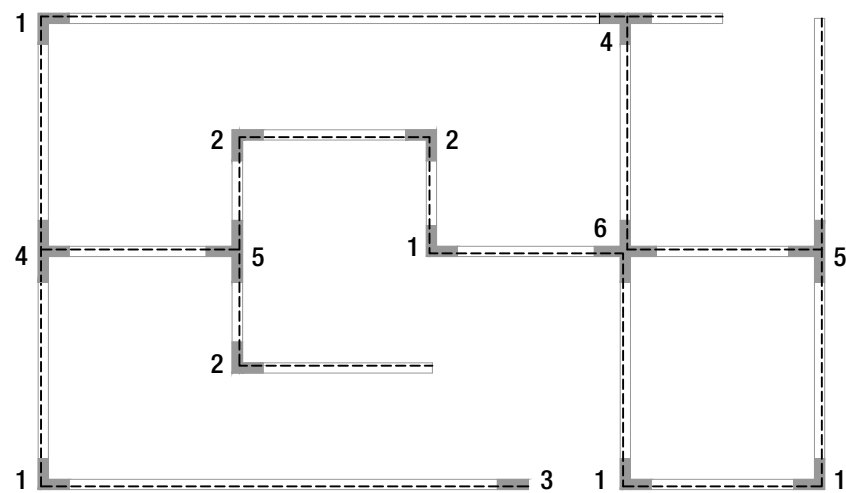
Collegamento alla rete elettrica trifase 230/400V

Consente un carico complessivo di 16A, che corrisponde a 11040 Watt ripartibili su tre circuiti (3x3680 Watt).



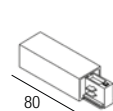
For the correct installation of all the accessories that make up a three-phase track system, the continuity of the earthing line between each element is of great importance. **In fact, the positioning of the earthing conductors must be consequential between component and component.**

Per una corretta installazione di tutti gli accessori che concorrono alla formazione di un impianto di binari trifase, ha grande importanza la continuità della linea di messa a terra tra ogni elemento. **Il posizionamento dei conduttori di terra, infatti, deve essere consequenziale tra componente e componente.**



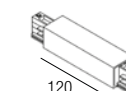
- 1 Outside L joint
Giunto L esterno
- 2 Inside L joint
Giunto L interno
- 3 Right live-end
Alimentazione destra
- 4 Right T joint
Giunto T destro
- 5 Left T joint
Giunto T sinistro
- 6 X joint
Giunto X

Accessories - Accessori

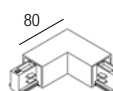


TK1102 White - Bianco
TK1202 Grey - Grigio
TK1502 Black - Nero
Right live-end
Testata di alimentazione destra

TK1103 White - Bianco
TK1203 Grey - Grigio
TK1503 Black - Nero
Left live-end
Testata di alimentazione sinistra

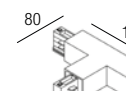


TK5112 White - Bianco
TK5212 Grey - Grigio
TK5512 Black - Nero
Central connector and straight joint
Alimentazione centrale e giunto lineare



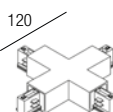
TK1104 White - Bianco
TK1204 Grey - Grigio
TK1504 Black - Nero
Inside L joint
Giunto L interno

TK1105 White - Bianco
TK1205 Grey - Grigio
TK1505 Black - Nero
Outside L joint
Giunto L esterno



TK5113 White - Bianco
TK5213 Grey - Grigio
TK5513 Black - Nero
Right T joint
Giunto T destro

TK5114 White - Bianco
TK5214 Grey - Grigio
TK5514 Black - Nero
Left T joint
Giunto T sinistro

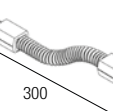


TK1106 White - Bianco
TK1206 Grey - Grigio
TK1506 Black - Nero
X joint
Giunto X



TK1107 White - Bianco
TK1507 Black - Nero
Electrical straight joint
Giunto lineare con contatti

TK1108 White - Bianco
TK1508 Black - Nero
Mechanical straight joint
Giunto lineare senza contatti



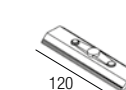
TK1115 White - Bianco
TK1215 Grey - Grigio
TK1515 Black - Nero
Flexible joint
Giunto flessibile



TK1109 White - Bianco
TK1509 Black - Nero
Track cover 1000mm
Copertura binario 1000mm



TK1116 White - Bianco
TK1216 Grey - Grigio
TK1516 Black - Nero
Dead end
Tappo di chiusura



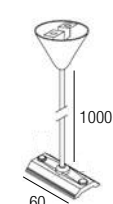
TK1010
Plate 120mm
Piastrina 120mm



TK1017
Ceiling kit
Kit attacco soffitto



TK1118 White - Bianco
TK1518 Black - Nero
Suspension kit with steel wire 2000mm
Sospensione kit cavo acciaio 2000mm



TK1019
Suspension kit with pipe 1000mm
Sospensione kit tige 1000mm



TK1120 White - Bianco
TK1520 Black - Nero
Suspension kit with steel wire 2000mm and automatic locking device
Sospensione kit cavo acciaio 2000mm e bloccacavo automatico

BULL 10

design: Lapo Grassellini

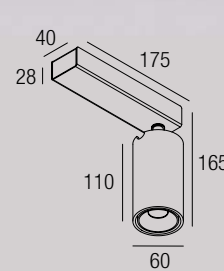


[DATASHEET](#)

[INSTALLATION MANUAL](#)

[CERTIFICATIONS](#)

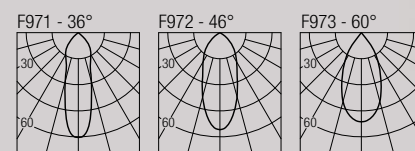
[LDT-IES](#) [DRAWINGS](#)



Projector for 230VAC TRACK

10W · 230VAC
CRI85 · CRI93 · 2-Step MacAdam

	CRI85	CRI93
2700K	890 lm	840 lm
3000K	1000 lm	930 lm
4000K	1040 lm	960 lm



Code Construction - Costruzione del codice

BU1 X X X X X

	S	M	W
	36°	46°	60°
	8	9	
	CRI85	CRI93	
	2	3	4
	2700K	3000K	4000K
Body Corpo	1 White Bianco	2 Grey Grigio	5 Black Nero
Cylinder Cilindro	1 White Bianco	2 Grey Grigio	5 Black Nero

Note - Nota
Dimmable version available on request.
Versioni dimmerabili disponibili su richiesta.

Accessories - Accessori

BUX1NA
Low luminance louver
Filtro antiabbagliamento



SBU101
Milky screen - Schermo opale



Note - Nota
The screen must be ordered together with the lighting fixture.
Lo schermo deve essere ordinato congiuntamente all'apparecchio.

BUX1FL
Adjustable barn door flaps
Alette paraluce orientabili



BULL 20

design: Lapo Grassellini

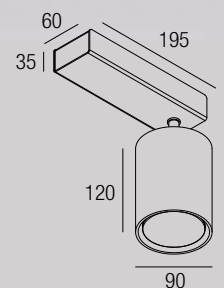


[DATASHEET](#)

[INSTALLATION MANUAL](#)

[CERTIFICATIONS](#)

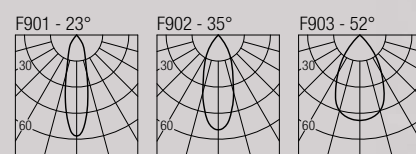
[LDT-IES](#) [DRAWINGS](#)



Projector for 230VAC TRACK

20W · 230VAC
CRI85 · CRI93 · 2-Step MacAdam

	CRI85	CRI93
2700K	1830 lm	1700 lm
3000K	2000 lm	1830 lm
4000K	2100 lm	1950 lm



Code Construction - Costruzione del codice

BU2 X X X X X

	S	M	W
	23°	35°	52°
	8	9	
	CRI85	CRI93	
	2	3	4
	2700K	3000K	4000K
Body Corpo	1 White Bianco	2 Grey Grigio	5 Black Nero
Cylinder Cilindro	1 White Bianco	2 Grey Grigio	5 Black Nero

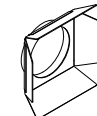
Note - Nota
Dimmable version available on request.
Versioni dimmerabili disponibili su richiesta.

Accessories - Accessori

BUX2NA
Low luminance louver
Filtro antiabbagliamento



BUX2FL
Adjustable barn door flaps
Alette paraluce orientabili



BULL 40

design: Lapo Grassellini

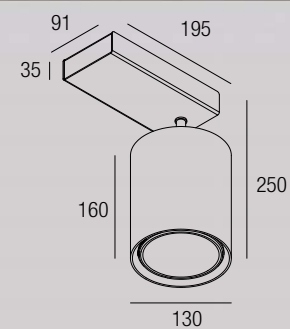


[DATASHEET](#)

[INSTALLATION MANUAL](#)

[CERTIFICATIONS](#)

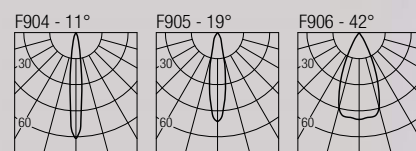
[LDT-IES](#) [DRAWINGS](#)



Projector for 230VAC TRACK

40W · 230VAC
CRI85 - CRI93 · 2-Step MacAdam

	CRI85	CRI93
2700K	3660 lm	3400 lm
3000K	4000 lm	3660 lm
4000K	4200 lm	3900 lm



Code Construction - Costruzione del codice

BU4 X X X X X

	S	M	W
	11°	19°	42°
	8	9	
	CRI85	CRI93	
	2	3	4
	2700K	3000K	4000K
Body Corpo	1 White Bianco	2 Grey Grigio	5 Black Nero
Cylinder Cilindro	1 White Bianco	2 Grey Grigio	5 Black Nero

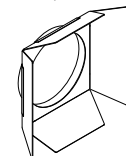
Note - Nota
Dimmable version available on request.
Versioni dimmerabili disponibili su richiesta.

Accessories - Accessori

BUX4NA
Low luminance louver
Filtro antiabbagliamento



BUX4FL
Adjustable barn door flaps
Alette paraluce orientabili



BULL 10 PRECISION

design: Lapo Grassellini

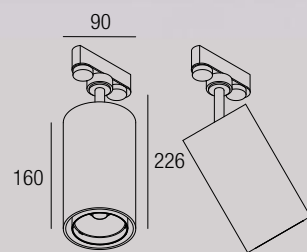


[DATASHEET](#)

[INSTALLATION MANUAL](#)

[CERTIFICATIONS](#)

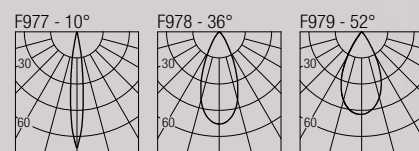
[LDT-IES](#) [DRAWINGS](#)



Projector for 230VAC TRACK

10W · 230VAC
CRI85 - CRI93 · 2-Step MacAdam

	CRI85	CRI93
2700K	890 lm	840 lm
3000K	1000 lm	930 lm
4000K	1040 lm	960 lm



Code Construction - Costruzione del codice

BP1 X X X X

	S	M	W
	10°	36°	52°
	8	9	
	CRI85	CRI93	
	2	3	4
	2700K	3000K	4000K
	1	2	5
	White Bianco	Grey Grigio	Black Nero

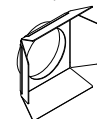
Note - Nota
Dimmable version available on request.
Versioni dimmerabili disponibili su richiesta.

Accessories - Accessori

BUX2NA
Low luminance louver
Filtro antiabbagliamento



BUX2FL
Adjustable barn door flaps
Alette paraluce orientabili



BULL 20 PRECISION

design: Lapo Grassellini

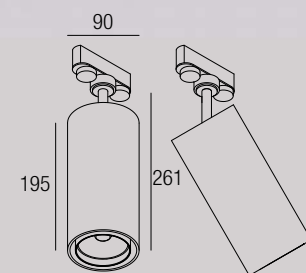
IP20

[DATASHEET](#)

[INSTALLATION MANUAL](#)

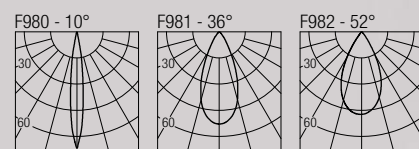
[CERTIFICATIONS](#)

[LDT-IES](#) [DRAWINGS](#)

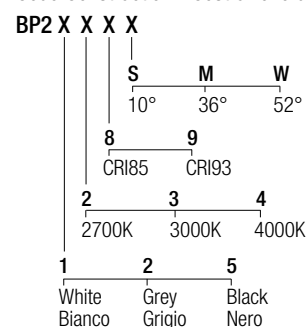


Projector for 230VAC TRACK
20W · 230VAC
CRI85 - CRI93 · 2-Step MacAdam

	CRI85	CRI93
2700K	1830 lm	1700 lm
3000K	2000 lm	1830 lm
4000K	2100 lm	1950 lm



Code Construction - Costruzione del codice



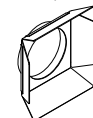
Note - Nota
Dimmable version available on request.
Versioni dimmerabili disponibili su richiesta.

Accessories - Accessori

BUX2NA
Low luminance louver
Filtro antiabbagliamento



BUX2FL
Adjustable barn door flaps
Alette paraluce orientabili



BULL 10 FOCUS

design: Lapo Grassellini

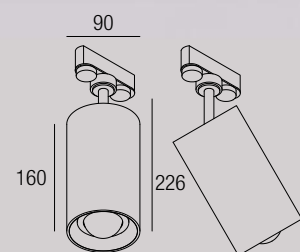
IP20

[DATASHEET](#)

[INSTALLATION MANUAL](#)

[CERTIFICATIONS](#)

[LDT-IES](#) [DRAWINGS](#)

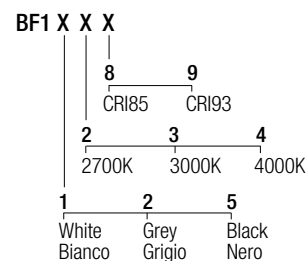


Projector for 230VAC TRACK
10W · 230VAC
CRI85 - CRI93 · 2-Step MacAdam · Adjustable optics - Ottica variabile 10°-55°

	CRI85	CRI93
2700K	890 lm	840 lm
3000K	1000 lm	930 lm
4000K	1040 lm	960 lm



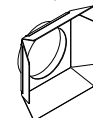
Code Construction - Costruzione del codice



Note - Nota
Dimmable version available on request.
Versioni dimmerabili disponibili su richiesta.

Accessories - Accessori

BUX2FL
Adjustable barn door flaps
Alette paraluce orientabili



BULL 20 FOCUS

design: Lapo Grassellini

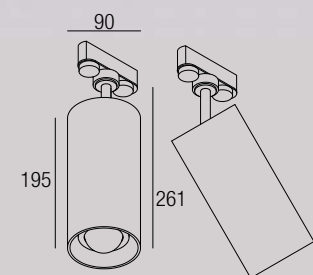


[DATASHEET](#)

[INSTALLATION MANUAL](#)

[CERTIFICATIONS](#)

[LDT-IES](#) [DRAWINGS](#)



Projector for 230VAC TRACK

20W · 230VAC

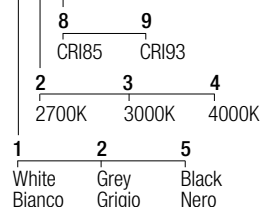
CRI85 · CRI93 · 2-Step MacAdam · Adjustable optics - Ottica variabile 10°-55°

	CRI85	CRI93
2700K	1830 lm	1700 lm
3000K	2000 lm	1830 lm
4000K	2100 lm	1950 lm



Code Construction - Costruzione del codice

BF2 X X X



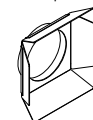
Note - Nota

Dimmable version available on request.
Versioni dimmerabili disponibili su richiesta.

Accessories - Accessori

BUX2FL

Adjustable barn door flaps
Alette paraluce orientabili



ABRAHM 1020

design: Lapo Grassellini

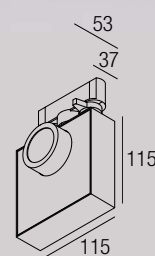


[DATASHEET](#)

[INSTALLATION MANUAL](#)

[CERTIFICATIONS](#)

[LDT-IES](#) [DRAWINGS](#)

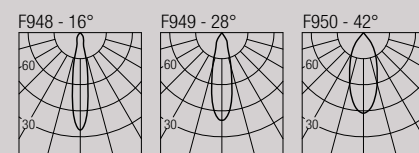


Projector for 230VAC TRACK

10-20W · 230VAC

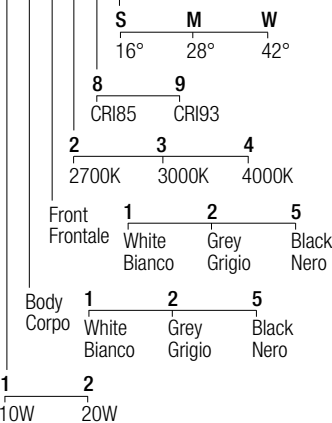
CRI85 · CRI93 · 2-Step MacAdam

	CRI85	CRI93	10W	20W
2700K	890 lm	840 lm	10W	20W
	1590 lm	1280 lm		
3000K	1000 lm	930 lm	10W	20W
	1710 lm	1380 lm		
4000K	1040 lm	960 lm	10W	20W
	1965 lm	1485 lm		



Code Construction - Costruzione del codice

AB X X X X X



ABRAHM 3040

design: Lapo Grassellini

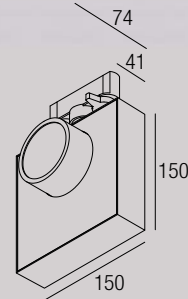


[DATASHEET](#)

[INSTALLATION MANUAL](#)

[CERTIFICATIONS](#)

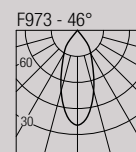
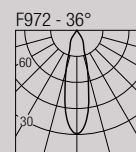
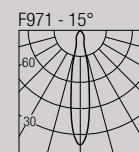
[LDT-IES](#) [DRAWINGS](#)



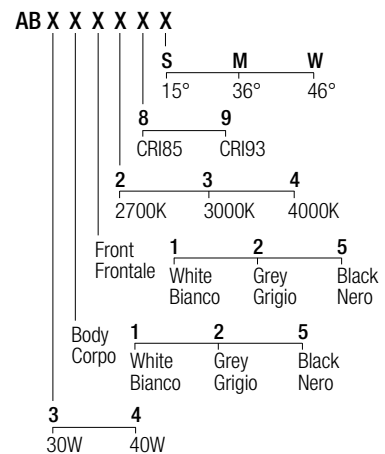
Projector for 230VAC TRACK

30-40W · 230VAC
CRI85 - CRI93 · 2-Step MacAdam

Color	CRI85	CRI93	30W	40W
2700K	2530 lm	1920 lm	30W	40W
3000K	3120 lm	2400 lm	30W	40W
4000K	2700 lm	2060 lm	30W	40W
	3400 lm	2580 lm	30W	40W
	2820 lm	2150 lm	30W	40W
	3460 lm	2760 lm	30W	40W



Code Construction - Costruzione del codice

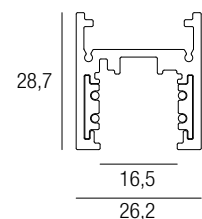


24VDC TRACK

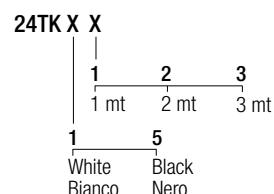


24VDC track for surface or suspended installation.
The system includes a wide range of accessories that allow the coupling of several electrified tracks.

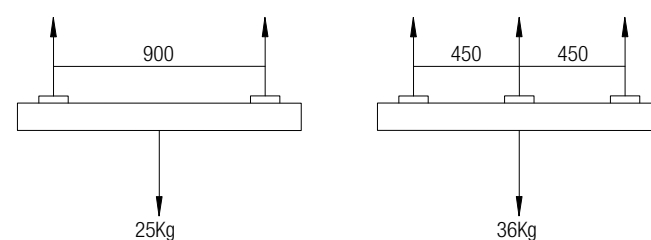
Binario 24VDC per installazione superficiale o sospesa.
Il sistema comprende un'ampia serie di accessori che permettono l'accoppiamento di più binari elettrificati.



Code Construction - Costruzione del codice



Load schemes - Schemi di carico



Accessories - Accessori



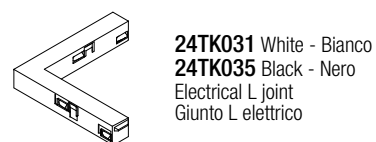
24TK011 White - Bianco
24TK015 Black - Nero
Live-end
Testata di alimentazione



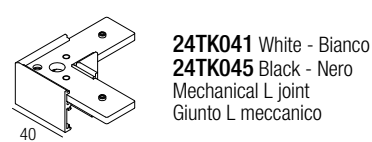
24TK021 White - Bianco
24TK025 Black - Nero
Electrical straight joint
Giunto lineare con contatti



24TK091 White - Bianco
24TK095 Black - Nero
Mechanical straight joint
Giunto lineare meccanico



24TK031 White - Bianco
24TK035 Black - Nero
Electrical L joint
Giunto L elettrico



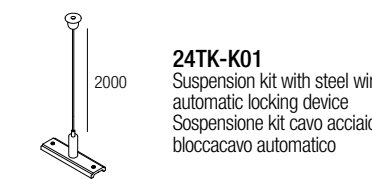
24TK041 White - Bianco
24TK045 Black - Nero
Mechanical L joint
Giunto L meccanico



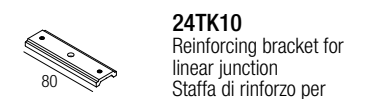
24TK051 White - Bianco
24TK055 Black - Nero
Dead end
Tappo di chiusura



24TK061 White - Bianco
24TK065 Black - Nero
Track cover 3000mm
Copertura binario 3000mm



24TK-K01
Suspension kit with steel wire 2000mm and automatic locking device
Sospensione kit cavo acciaio 2000mm e bloccacavo automatico



24TK10
Reinforcing bracket for linear junction
Staffa di rinforzo per giunzione lineare

Drivers - Alimentatori 24VDC

- on/off
- AL2012** 25W ⌀60 mm
- AL2031** 70W ⌀70 mm
- AL2040** 150W ⌀80 mm
- dimnable
- AL5012** 24W DALI 2 PUSH 0/1..10V ⌀45 mm
- AL5241** 100W DALI 2 PUSH ⌀70 mm
- dimming module
- AL7035** DALI 2 PUSH 0/1..10V ⌀44 mm

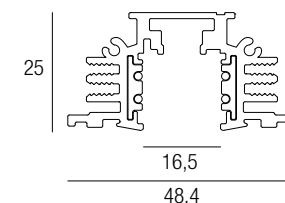
Note - Nota
Dimming module AL7035 to be used in combination with a 24VDC power supply.
Modulo di dimmerazione AL7035 da utilizzare in combinazione con un alimentatore 24VDC.

24VDC TRIMLESS TRACK

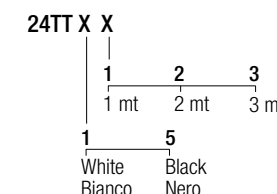


24VDC track for trimless recessed installation.
The system includes a wide range of accessories that allow the coupling of several electrified tracks.

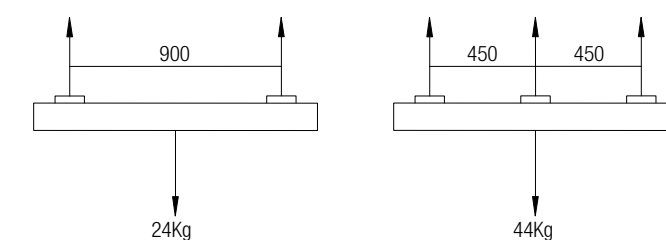
Sistema di binario 24VDC per installazione a incasso trimless.
Il sistema comprende un'ampia serie di accessori che permettono l'accoppiamento di più binari elettrificati.



Code Construction - Costruzione del codice



Load schemes - Schemi di carico



Accessories - Accessori



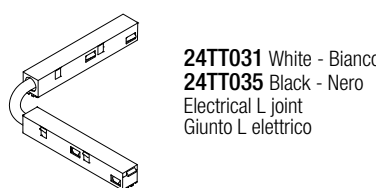
24TT011 White - Bianco
24TT015 Black - Nero
Live-end
Testata di alimentazione



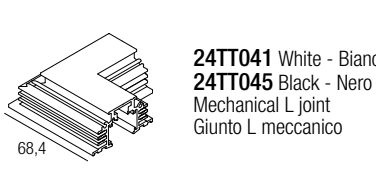
24TT021 White - Bianco
24TT025 Black - Nero
Electrical straight joint
Giunto lineare con contatti



24TT091 White - Bianco
24TT095 Black - Nero
Mechanical straight joint
Giunto lineare meccanico



24TT031 White - Bianco
24TT035 Black - Nero
Electrical L joint
Giunto L elettrico



24TT041 White - Bianco
24TT045 Black - Nero
Mechanical L joint
Giunto L meccanico



24TT051 White - Bianco
24TT055 Black - Nero
Dead end
Tappo di chiusura



24TT061 White - Bianco
24TT065 Black - Nero
Reinforcing bracket for linear junction
Staffa di rinforzo per giunzione lineare



24TT07
Bracket for trimless installation
Staffa per installazione trimless



24TT081 White - Bianco
24TT085 Black - Nero
Track cover 3000mm
Copertura binario 3000mm

Drivers - Alimentatori 24VDC

- on/off
- AL2012** 25W ⌀60 mm
- AL2031** 70W ⌀70 mm
- AL2040** 150W ⌀80 mm
- dimnable
- AL5012** 24W DALI 2 PUSH 0/1..10V ⌀45 mm
- AL5241** 100W DALI 2 PUSH ⌀70 mm
- dimming module
- AL7035** DALI 2 PUSH 0/1..10V ⌀44 mm

Note - Nota
Dimming module AL7035 to be used in combination with a 24VDC power supply.
Modulo di dimmerazione AL7035 da utilizzare in combinazione con un alimentatore 24VDC.

MINIJOS T2

design: Roberto Mantovani

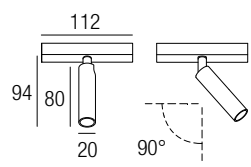
IP20

[DATASHEET](#)

[INSTALLATION MANUAL](#)

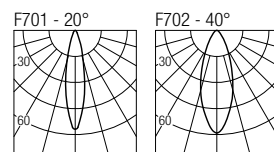
[CERTIFICATIONS](#)

[LDT-IES](#) [DRAWINGS](#)

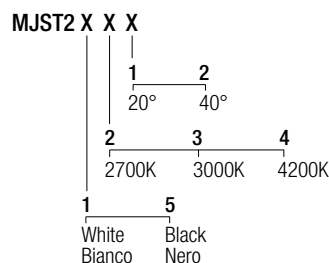


Projector for 24VDC tracks
2W · 24VDC
CRI85 · 2-Step MacAdam

2700K **128 lm**
3000K **133 lm**
4200K **154 lm**



Code Construction - Costruzione del codice



Note - Nota
Versions with extended arm length are available upon request. Versioni con lunghezza del braccetto maggiorata disponibili su richiesta.

MINIJOS T6

design: Roberto Mantovani

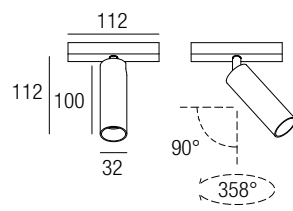
IP20

[DATASHEET](#)

[INSTALLATION MANUAL](#)

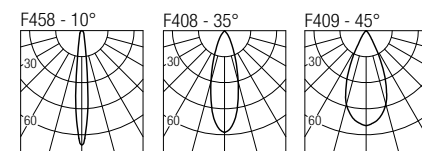
[CERTIFICATIONS](#)

[LDT-IES](#) [DRAWINGS](#)

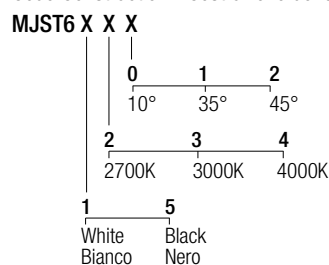


Projector for 24VDC tracks
6W · 24VDC
CRI98 · 2-Step MacAdam

2700K **540 lm**
3000K **600 lm**
4000K **620 lm**



Code Construction - Costruzione del codice



Note - Nota
Versions with extended arm length are available upon request. Versioni con lunghezza del braccetto maggiorata disponibili su richiesta.

Accessories - Accessori

LJ02 White - Bianco
LJ02B Black - Nero
Low luminance louver
Filtro antiabbagliamento



SJ02 White - Bianco
SJ02B Black - Nero
Milky screen - Schermo opale



Note - Nota
The filter and screen are not compatible with the 10° lens version - Il filtro e lo schermo non sono compatibili con la versione con ottica 10°.

MINIJOS T10

design: Roberto Mantovani

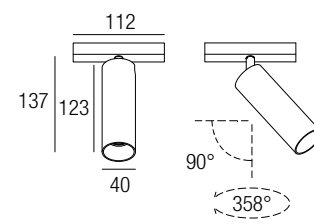
IP20

[DATASHEET](#)

[INSTALLATION MANUAL](#)

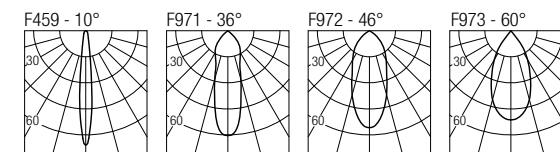
[CERTIFICATIONS](#)

[LDT-IES](#) [DRAWINGS](#)

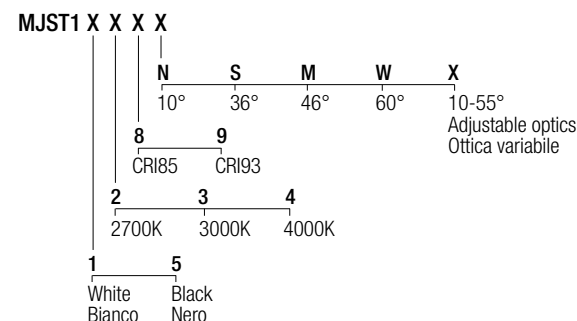


Projector for 24VDC tracks
10W · 24VDC
CRI85 · CRI93 · 2-Step MacAdam

2700K **890 lm** **840 lm**
3000K **1000 lm** **930 lm**
4000K **1040 lm** **960 lm**



Code Construction - Costruzione del codice



Note - Nota
Versions with extended arm length are available upon request. Versioni con lunghezza del braccetto maggiorata disponibili su richiesta.

Accessories - Accessori

LJ01 White - Bianco
LJ01B Black - Nero
Low luminance louver
Filtro antiabbagliamento



SJ01 White - Bianco
SJ01B Black - Nero
Milky screen - Schermo opale



Note - Nota
The filter and screen are not compatible with the 10° and adjustable 10-55° lens versions - Il filtro e lo schermo non sono compatibili con le versioni con ottica 10° e regolabile 10-55°.

JOS T2

design: Roberto Mantovani

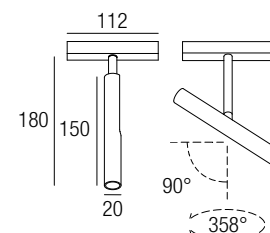
IP20

[DATASHEET](#)

[INSTALLATION MANUAL](#)

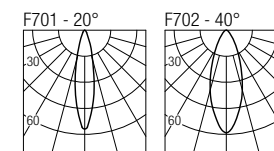
[CERTIFICATIONS](#)

[LDT-IES](#) [DRAWINGS](#)

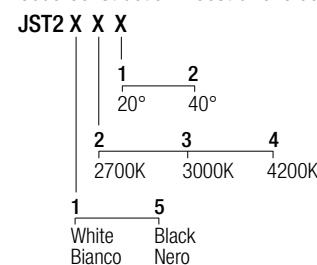


Projector for 24VDC tracks
2W · 24VDC
CRI85 · 2-Step MacAdam

2700K **128 lm**
3000K **133 lm**
4200K **154 lm**



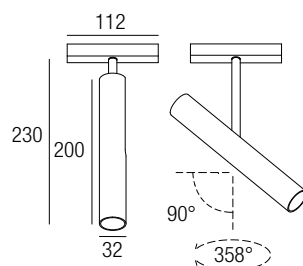
Code Construction - Costruzione del codice



Note - Nota
Versions with extended arm length are available upon request. Versioni con lunghezza del braccetto maggiorata disponibili su richiesta.

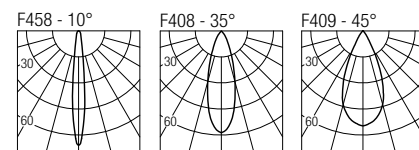
JOS T6

design: Roberto Mantovani



Projector for 24VDC tracks
6W · 24VDC
CRI98 · 2-Step MacAdam

2700K **540 lm**
3000K **600 lm**
4000K **620 lm**



[DATASHEET](#)

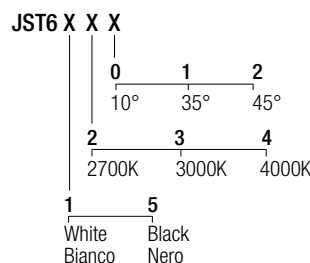
[INSTALLATION MANUAL](#)

[CERTIFICATIONS](#)

[LDT-IES](#) [DRAWINGS](#)



Code Construction - Costruzione del codice



Note - Nota
Versions with extended arm length are available upon request.
Versioni con lunghezza del braccetto maggiorata disponibili su richiesta.

Accessories - Accessori

LJ02 White - Bianco
LJ02B Black - Nero
Low luminance louver
Filtro antiabbagliamento



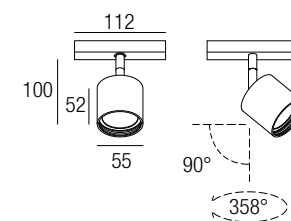
SJ02 White - Bianco
SJ02B Black - Nero
Milky screen - Schermo opale



Note - Nota
The filter and screen are not compatible with the 10° lens version - Il filtro e lo schermo non sono compatibili con la versione con ottica 10°.

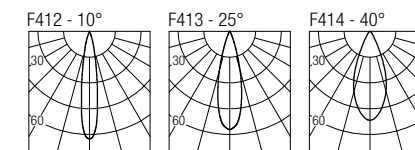
LAD T6

design: Roberto Mantovani



Projector for 24VDC tracks
6W · 24VDC
CRI98 · 2-Step MacAdam

2700K **540 lm**
3000K **600 lm**
4000K **620 lm**



[DATASHEET](#)

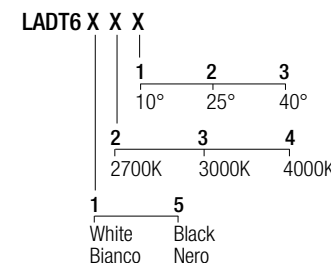
[INSTALLATION MANUAL](#)

[CERTIFICATIONS](#)

[LDT-IES](#) [DRAWINGS](#)



Code Construction - Costruzione del codice



Note - Nota
Versions with extended arm length are available upon request.
Versioni con lunghezza del braccetto maggiorata disponibili su richiesta.

Accessories - Accessori

LL02 White - Bianco
LL02B Black - Nero
Low luminance louver
Filtro antiabbagliamento

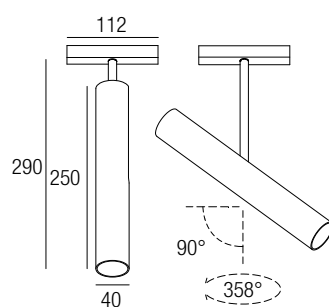


SL02 White - Bianco
SL02B Black - Nero
Milky screen - Schermo opale



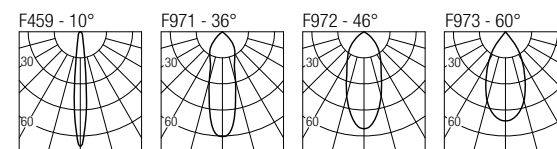
JOS T10

design: Roberto Mantovani



Projector for 24VDC tracks
10W · 24VDC
CRI85 - CRI93 · 2-Step MacAdam

2700K CRI85 **890 lm** CRI93 **840 lm**
3000K **1000 lm** **930 lm**
4000K **1040 lm** **960 lm**



[DATASHEET](#)

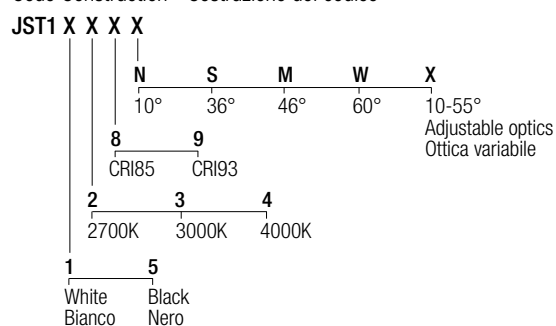
[INSTALLATION MANUAL](#)

[CERTIFICATIONS](#)

[LDT-IES](#) [DRAWINGS](#)



Code Construction - Costruzione del codice



Note - Nota
Versions with extended arm length are available upon request.
Versioni con lunghezza del braccetto maggiorata disponibili su richiesta.

Accessories - Accessori

LJ01 White - Bianco
LJ01B Black - Nero
Low luminance louver
Filtro antiabbagliamento



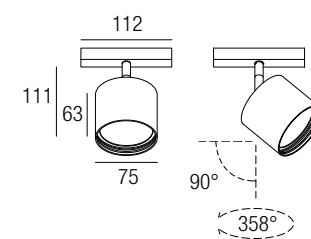
SJ01 White - Bianco
SJ01B Black - Nero
Milky screen - Schermo opale



Note - Nota
The filter and screen are not compatible with the 10° and adjustable 10-55° lens versions - Il filtro e lo schermo non sono compatibili con le versioni con ottica 10° e regolabile 10-55°.

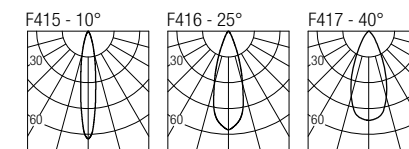
LAD T10

design: Roberto Mantovani



Projector for 24VDC tracks
10W · 24VDC
CRI85 - CRI93 · 2-Step MacAdam

2700K CRI85 **890 lm** CRI93 **840 lm**
3000K **1000 lm** **930 lm**
4000K **1040 lm** **960 lm**



[DATASHEET](#)

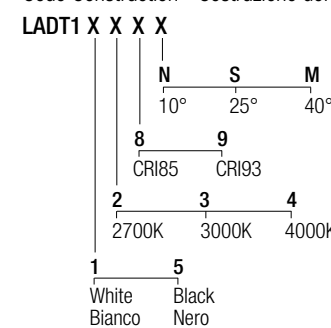
[INSTALLATION MANUAL](#)

[CERTIFICATIONS](#)

[LDT-IES](#) [DRAWINGS](#)



Code Construction - Costruzione del codice



Note - Nota
Versions with extended arm length are available upon request.
Versioni con lunghezza del braccetto maggiorata disponibili su richiesta.

Accessories - Accessori

LL01 White - Bianco
LL01B Black - Nero
Low luminance louver
Filtro antiabbagliamento



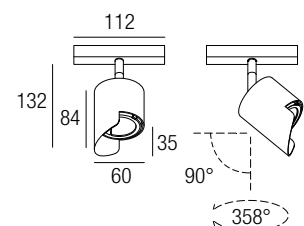
SL01 White - Bianco
SL01B Black - Nero
Milky screen - Schermo opale



LAD T10 WALL WASHER

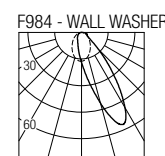
design: Roberto Mantovani

IP20



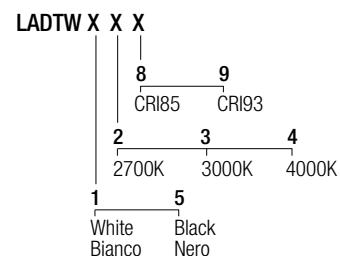
Projector for 24VDC tracks
10W · 24VDC
CRI85 - CRI93 · 2-Step MacAdam

	CRI85	CRI93
2700K	890 lm	840 lm
3000K	1000 lm	930 lm
4000K	1040 lm	960 lm



- [DATASHEET](#)
- [INSTALLATION MANUAL](#)
- [CERTIFICATIONS](#)
- [LDT-IES](#)
- [DRAWINGS](#)

Code Construction - Costruzione del codice




Note - Nota
Versions with extended arm length are available upon request.
Versioni con lunghezza del braccetto maggiorata disponibili su richiesta.

ESME PRECISION T10

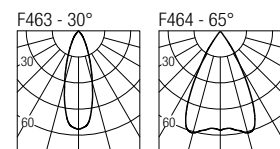
design: Jude Allen

IP20



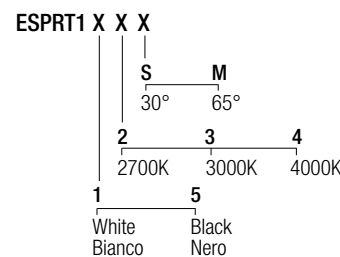
Linear module for 24VDC tracks
10W · 24VDC
CRI95 · 3-Step MacAdam

2700K	946 lm
3000K	1005 lm
4000K	1157 lm



- [DATASHEET](#)
- [INSTALLATION MANUAL](#)
- [CERTIFICATIONS](#)
- [LDT-IES](#)
- [DRAWINGS](#)

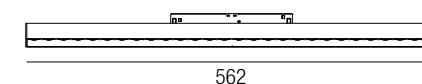
Code Construction - Costruzione del codice



ESME PRECISION T20

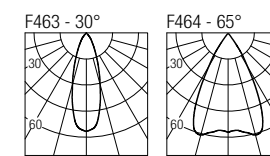
design: Jude Allen

IP20



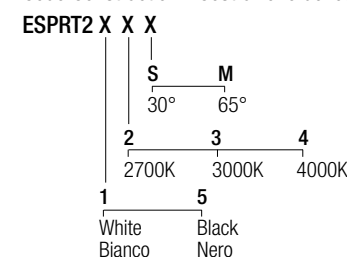
Linear module for 24VDC tracks
20W · 24VDC
CRI95 · 3-Step MacAdam

2700K	1892 lm
3000K	2010 lm
4000K	2314 lm



- [DATASHEET](#)
- [INSTALLATION MANUAL](#)
- [CERTIFICATIONS](#)
- [LDT-IES](#)
- [DRAWINGS](#)

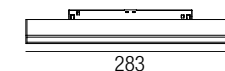
Code Construction - Costruzione del codice



ESME PERFORMANCE T10

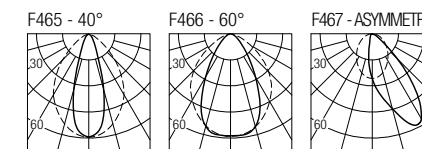
design: Jude Allen

IP20



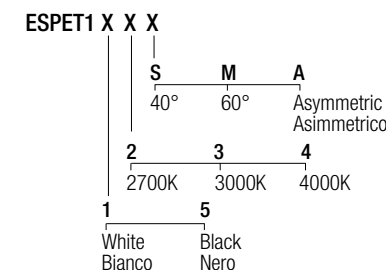
Linear module for 24VDC tracks
10W · 24VDC
CRI95 · 3-Step MacAdam

2700K	825 lm
3000K	865 lm
4000K	985 lm



- [DATASHEET](#)
- [INSTALLATION MANUAL](#)
- [CERTIFICATIONS](#)
- [LDT-IES](#)
- [DRAWINGS](#)

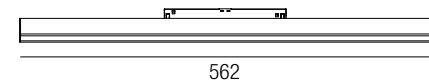
Code Construction - Costruzione del codice



ESME PERFORMANCE T20

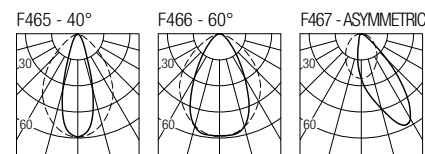
design: Jude Allen

IP20



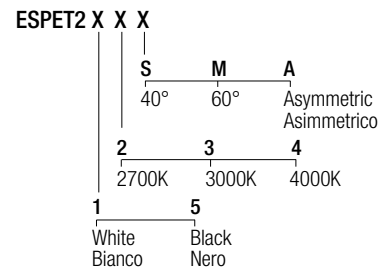
Linear module for 24VDC tracks
20W · 24VDC
CRI95 · 3-Step MacAdam

2700K — 1650 lm
3000K — 1730 lm
4000K — 1970 lm



[DATASHEET](#) ▶
[INSTALLATION MANUAL](#) ▶
[CERTIFICATIONS](#) ▶
[LDT-IES](#) ▶ [DRAWINGS](#) ▶

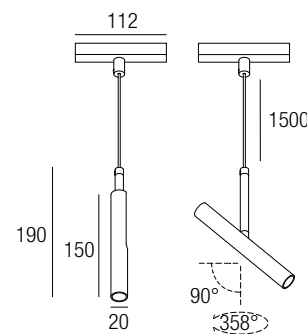
Code Construction - Costruzione del codice



JOS T2P

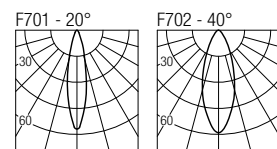
design: Roberto Mantovani

IP20



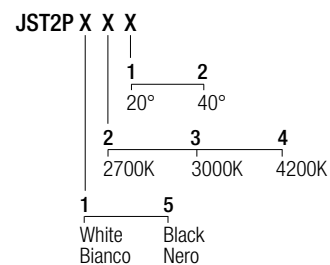
Pendant projector for 24VDC tracks
2W · 24VDC
CRI85 · 2-Step MacAdam

2700K — 128 lm
3000K — 133 lm
4200K — 154 lm



[DATASHEET](#) ▶
[INSTALLATION MANUAL](#) ▶
[CERTIFICATIONS](#) ▶
[LDT-IES](#) ▶ [DRAWINGS](#) ▶

Code Construction - Costruzione del codice

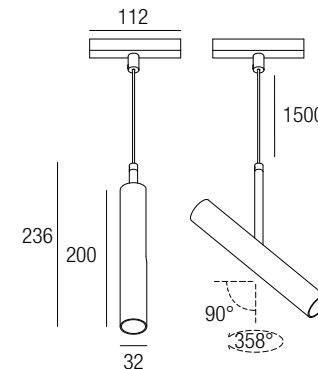


Note - Nota
Made-to-measure cable available on request.
Cavo a misura disponibile su richiesta.

JOS T6P

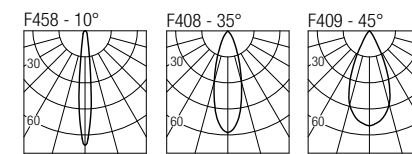
design: Roberto Mantovani

IP20

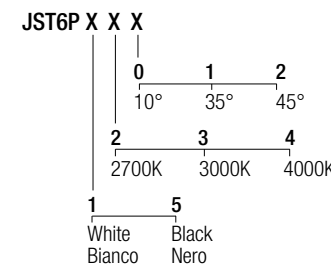


Pendant projector for 24VDC tracks
6W · 24VDC
CRI98 · 2-Step MacAdam

2700K — 540 lm
3000K — 600 lm
4000K — 620 lm



Code Construction - Costruzione del codice



Note - Nota
Made-to-measure cable available on request.
Cavo a misura disponibile su richiesta.

Accessories - Accessori

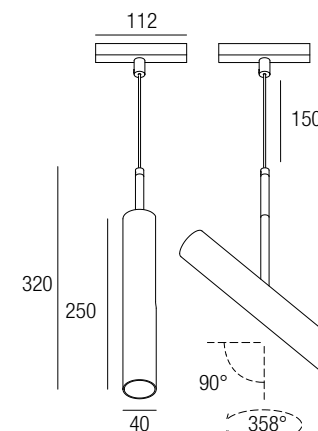
- LJ02** White - Bianco
- LJ02B** Black - Nero
- Low luminance louver
- Filtro antiabbagliamento
- SJ02** White - Bianco
- SJ02B** Black - Nero
- Milky screen - Schermo opale

Note - Nota
The filter and screen are not compatible with the 10° lens version - Il filtro e lo schermo non sono compatibili con la versione con ottica 10°.

JOS T10P

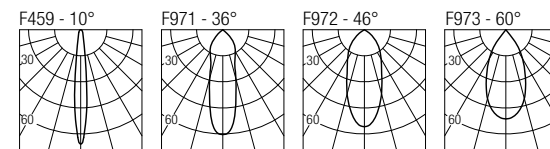
design: Roberto Mantovani

IP20

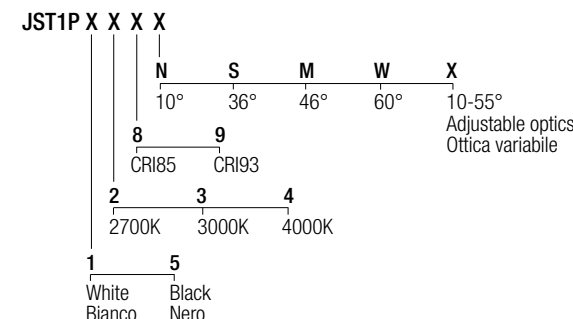


Pendant projector for 24VDC tracks
10W · 24VDC
CRI85 - CRI93 · 2-Step MacAdam

2700K — 890 lm (CRI85) / 840 lm (CRI93)
3000K — 1000 lm (CRI85) / 930 lm (CRI93)
4000K — 1040 lm (CRI85) / 960 lm (CRI93)



Code Construction - Costruzione del codice



Note - Nota
Made-to-measure cable available on request.
Cavo a misura disponibile su richiesta.

Accessories - Accessori

- LJ01** White - Bianco
- LJ01B** Black - Nero
- Low luminance louver
- Filtro antiabbagliamento
- SJ01** White - Bianco
- SJ01B** Black - Nero
- Milky screen - Schermo opale

Note - Nota
The filter and screen are not compatible with the 10° and adjustable 10-55° lens versions - Il filtro e lo schermo non sono compatibili con le versioni con ottica 10° e regolabile 10-55°.

GAGARIN T2

design: Roberto Mantovani

IP20

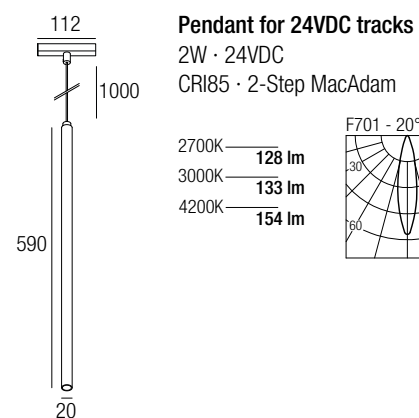
[DATASHEET](#)

[INSTALLATION MANUAL](#)

[CERTIFICATIONS](#)

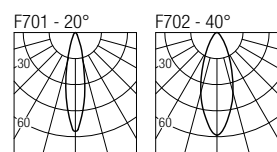
[LDT-IES](#)

[DRAWINGS](#)

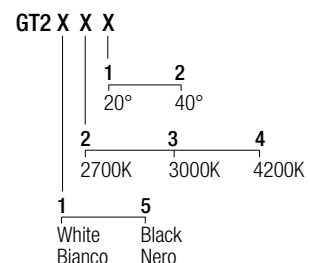


Pendant for 24VDC tracks
2W · 24VDC
CRI85 · 2-Step MacAdam

2700K — 128 lm
3000K — 133 lm
4200K — 154 lm



Code Construction - Costruzione del codice



Note - Nota
Made-to-measure cable available on request.
Cavo a misura disponibile su richiesta.

GAGARIN T6

design: Roberto Mantovani

IP20

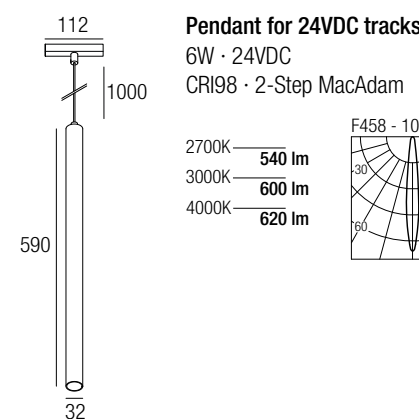
[DATASHEET](#)

[INSTALLATION MANUAL](#)

[CERTIFICATIONS](#)

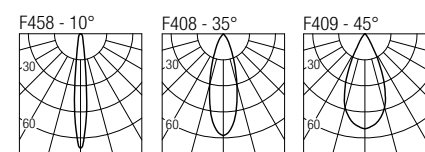
[LDT-IES](#)

[DRAWINGS](#)

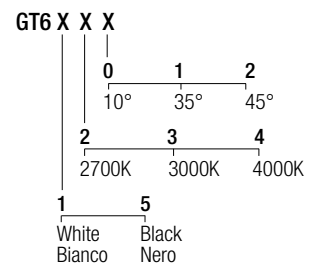


Pendant for 24VDC tracks
6W · 24VDC
CRI98 · 2-Step MacAdam

2700K — 540 lm
3000K — 600 lm
4000K — 620 lm



Code Construction - Costruzione del codice



Note - Nota
Made-to-measure cable available on request.
Cavo a misura disponibile su richiesta.

Accessories - Accessori

LJ02 White - Bianco
LJ02B Black - Nero
Low luminance louver
Filtro antiabbagliamento

SJ02 White - Bianco
SJ02B Black - Nero
Milky screen - Schermo opale

Note - Nota
The filter and screen are not compatible with the 10° lens version - Il filtro e lo schermo non sono compatibili con la versione con ottica 10°.

GAGARIN T10

design: Roberto Mantovani

IP20

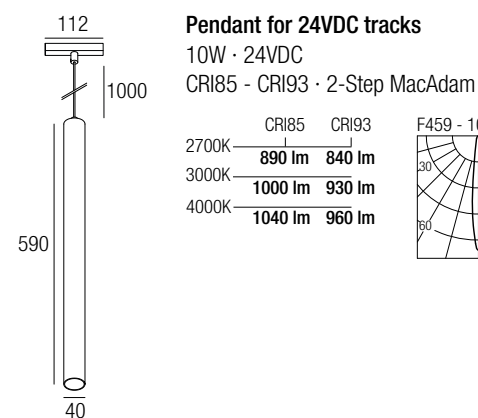
[DATASHEET](#)

[INSTALLATION MANUAL](#)

[CERTIFICATIONS](#)

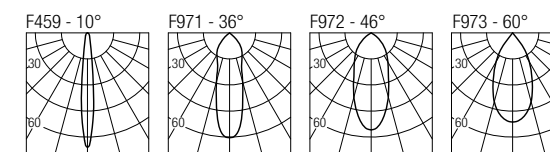
[LDT-IES](#)

[DRAWINGS](#)

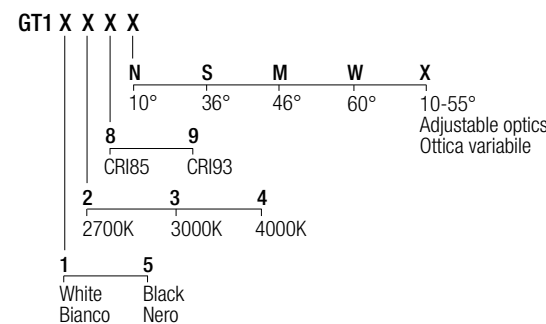


Pendant for 24VDC tracks
10W · 24VDC
CRI85 - CRI93 · 2-Step MacAdam

CRI85 CRI93
2700K — 890 lm 840 lm
3000K — 1000 lm 930 lm
4000K — 1040 lm 960 lm



Code Construction - Costruzione del codice



Note - Nota
Made-to-measure cable available on request.
Cavo a misura disponibile su richiesta.

Accessories - Accessori

LJ01 White - Bianco
LJ01B Black - Nero
Low luminance louver
Filtro antiabbagliamento

SJ01 White - Bianco
SJ01B Black - Nero
Milky screen - Schermo opale

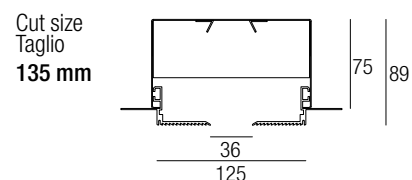
Note - Nota
The filter and screen are not compatible with the 10° and adjustable 10-55° lens versions - Il filtro e lo schermo non sono compatibili con le versioni con ottica 10° e regolabile 10-55°.

MAGGY 36

design: Lapo Grassellini

[DATASHEET](#) [INSTALLATION MANUAL](#)

[DRAWINGS](#)

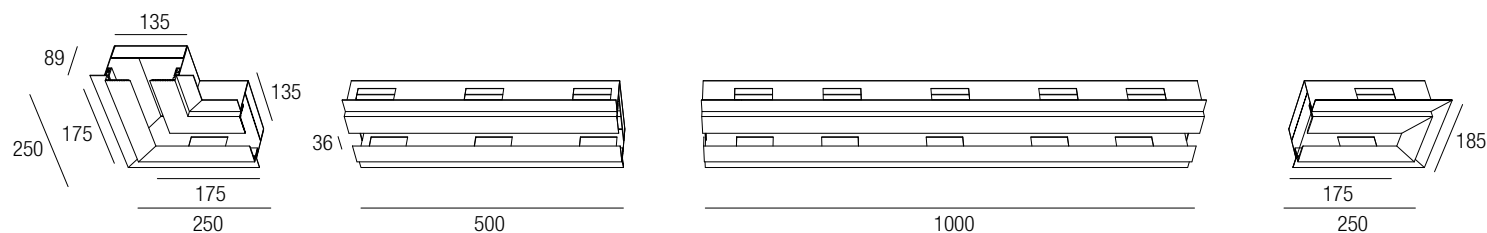


Trimless system for recessed installation.

Maggy linear system allows the trimless installations of 36mm width that can be equipped with various light modules fastened to the structure via magnets. The side slots on the duct allow repositioning of the individual elements at any time.

Sistema trimless per installazione ad incasso.

Il sistema lineare Maggy permette la realizzazione di tagli trimless di larghezza 36mm, equipaggiabili con moduli luminosi di varie tipologie fissati alla struttura tramite calamite. Le asole laterali presenti sul canale consentono di posizionare gli apparecchi in qualsiasi punto, variandone la posizione in ogni momento.



MG36-L01

L-module
Modulo L

MG36-ST50

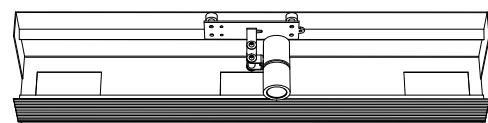
Straight module 50cm
Modulo lineare 50cm

MG36-ST100

Straight module 100cm
Modulo lineare 100cm

MG36-C01

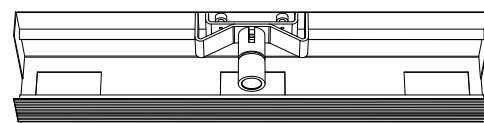
End-module
Modulo di testata



LEONARD 36
ADJUSTABLE MODULE

The highly adjustable Leonard module remains entirely within the structure, guaranteeing maximum functionality and total invisibility of the fixture.

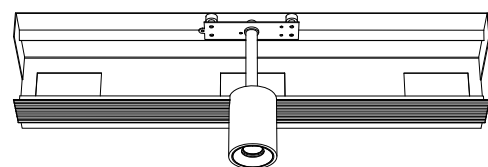
Il modulo Leonard, di elevata orientabilità, rimane interamente all'interno della struttura, garantendo la massima funzionalità combinata alla totale invisibilità dell'apparecchio.



DAVID 36
FIXED MODULE

The David high performance, fixed module, remaining entirely within the structure, has no visual impact.

Il modulo David, fisso, rimane interamente all'interno della struttura, con un'alta prestazione ed un impatto visivo nullo.



PRINCE 36
ADJUSTABLE MODULE

The Prince module provides a fully adjustable spotlight out of the ceiling line.

Il modulo Prince permette di avere un proiettore completamente orientabile che esce dal sistema.

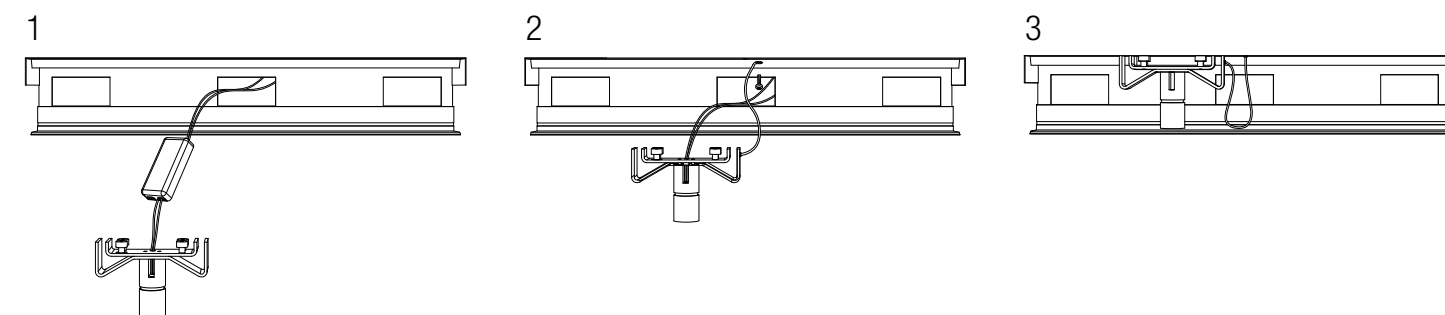


BEN 36
LINEAR MODULE

The Ben linear module provides a line of diffuse lighting within the system.

Il modulo lineare Ben permette la realizzazione di una linea di luce diffusa all'interno del sistema.

Module installation - Installazione dei moduli



Wire the product and pass the power supply through the side holes of the duct.


Cablare l'apparecchio e inserire l'alimentatore nelle finestre laterali della struttura.

Fix the fall protection cable to the structure.

Fissare il cavo di sicurezza alla struttura.

Insert the light module into the structure and position it. The module attaches magnetically.

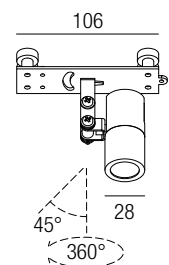
Inserire l'apparecchio nella struttura e posizionarlo. L'apparecchio si fissa magneticamente.



LEONARD 36

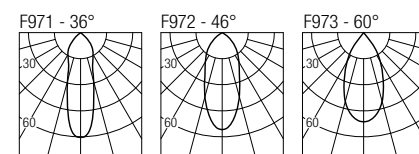
design: Lapo Grassellini

IP20



Adjustable module for MAGGY 36
5W · 250mA (V_i 18V)
CRI85 - CRI93 · 2-Step MacAdam

	CRI85	CRI93
2700K	445 lm	420 lm
3000K	500 lm	465 lm
4000K	520 lm	480 lm



DATASHEET ▶

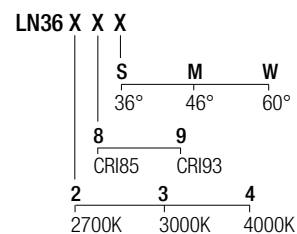
INSTALLATION MANUAL ▶

CERTIFICATIONS ▶

LDT-IES ▶ DRAWINGS ▶



Code Construction - Costruzione del codice



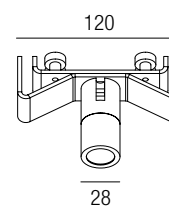
Drivers - Alimentatori 250mA

- on/off
AL1025 (1) IP20
- dimmable
AL4030 (1) IP20 0/1..10V
- AL4031** (1) IP20 DALI 2
- AL4032** (1) IP20 IGBT-TRIAC

DAVID 36

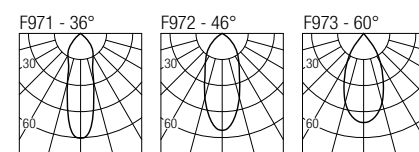
design: Lapo Grassellini

IP20



Fixed module for MAGGY 36
10W · 250mA (V_i 36V)
CRI85 - CRI93 · 2-Step MacAdam

	CRI85	CRI93
2700K	890 lm	840 lm
3000K	1000 lm	930 lm
4000K	1040 lm	960 lm



DATASHEET ▶

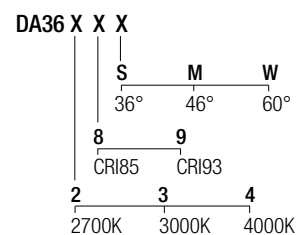
INSTALLATION MANUAL ▶

CERTIFICATIONS ▶

LDT-IES ▶ DRAWINGS ▶



Code Construction - Costruzione del codice



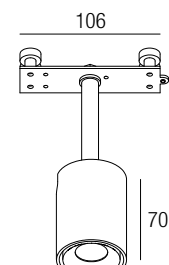
Drivers - Alimentatori 250mA

- on/off
AL1025 (1) IP20
- dimmable
AL4030 (1) IP20 0/1..10V
- AL4031** (1) IP20 DALI 2
- AL4032** (1) IP20 IGBT-TRIAC

PRINCE 36

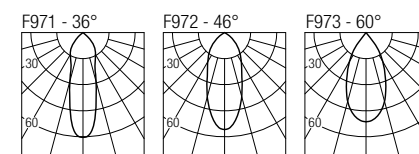
design: Lapo Grassellini

IP20



Adjustable module for MAGGY 36
10W · 250mA (V_i 36V)
CRI85 - CRI93 · 2-Step MacAdam

	CRI85	CRI93
2700K	890 lm	840 lm
3000K	1000 lm	930 lm
4000K	1040 lm	960 lm



DATASHEET ▶

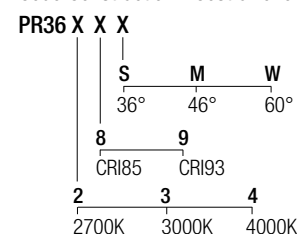
INSTALLATION MANUAL ▶

CERTIFICATIONS ▶

LDT-IES ▶ DRAWINGS ▶



Code Construction - Costruzione del codice



Drivers - Alimentatori 250mA

- on/off
AL1025 (1) IP20
- dimmable
AL4030 (1) IP20 0/1..10V
- AL4031** (1) IP20 DALI 2
- AL4032** (1) IP20 IGBT-TRIAC

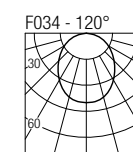
BEN 36

design: Lapo Grassellini

IP20



Linear module for MAGGY 36
15W · 24VDC
CRI85 · 2-Step MacAdam



DATASHEET ▶

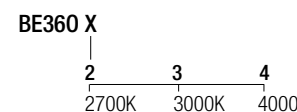
INSTALLATION MANUAL ▶

CERTIFICATIONS ▶

LDT-IES ▶ DRAWINGS ▶



Code Construction - Costruzione del codice



Drivers - Alimentatori 24VDC

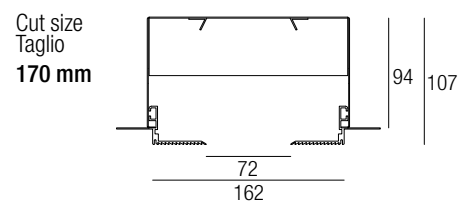
- on/off
AL2012 (1) IP20
- dimmable
AL5012 (1) IP20 DALI 2 PUSH 0/1..10V
- dimming module
AL7035 IP20 DALI 2 PUSH 0/1..10V
- Note - Nota
Dimming module AL7035 to be used in combination with a 24VDC power supply.
Modulo di dimmerazione AL7035 da utilizzare in combinazione con un alimentatore 24VDC.

MAGGY 72

design: Lapo Grassellini

[DATASHEET](#) [INSTALLATION MANUAL](#)

[DRAWINGS](#)

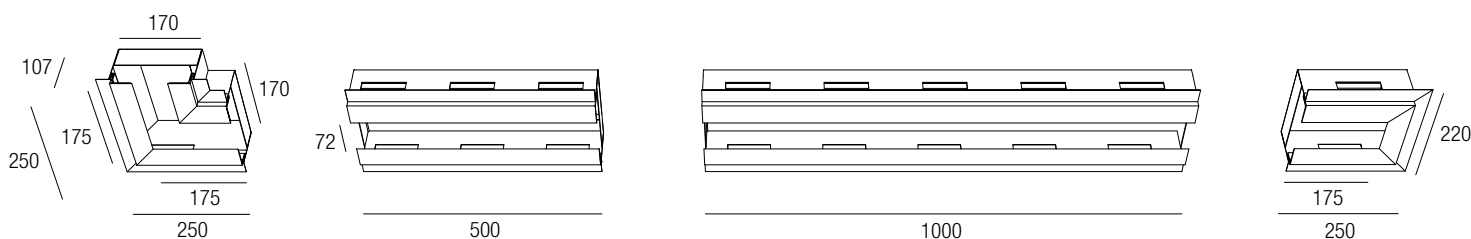


Trimless system for recessed installation.

Maggy linear system allows the trimless installations of 72mm width that can be equipped with various light modules fastened to the structure via magnets. The side slots on the duct allow repositioning of the individual elements at any time.

Sistema trimless per installazione ad incasso.

Il sistema lineare Maggy permette la realizzazione di tagli trimless di larghezza 72mm, equipaggiabili con moduli luminosi di varie tipologie fissati alla struttura tramite calamite. Le asole laterali presenti sul canale consentono di posizionare gli apparecchi in qualsiasi punto, variandone la posizione in ogni momento.



MG72-L01

L-module
Modulo L

MG72-ST50

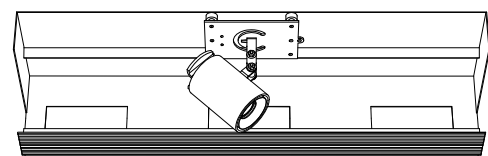
Straight module 50cm
Modulo lineare 50cm

MG72-ST100

Straight module 100cm
Modulo lineare 100cm

MG72-C01

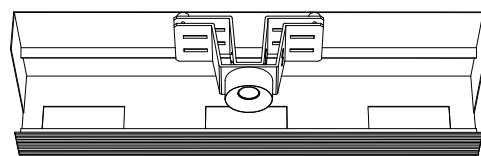
End-module
Modulo di testata



LEONARD 72
ADJUSTABLE MODULE

The highly adjustable Leonard module remains entirely within the structure, guaranteeing maximum functionality and total invisibility of the fixture.

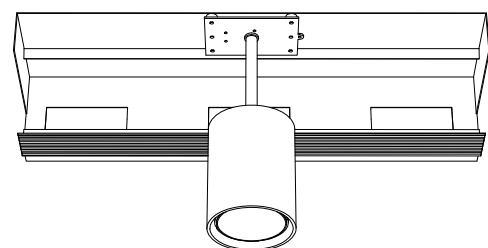
Il modulo Leonard, di elevata orientabilità, rimane interamente all'interno della struttura, garantendo la massima funzionalità combinata alla totale invisibilità dell'apparecchio.



DAVID 72
FIXED MODULE

The David high performance, fixed module, remaining entirely within the structure, has no visual impact.

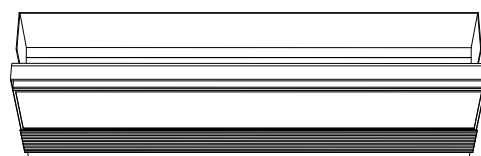
Il modulo David, fisso, rimane interamente all'interno della struttura, con un'alta prestazione ed un impatto visivo nullo.



PRINCE 72
ADJUSTABLE MODULE

The Prince module provides a fully adjustable spotlight out of the ceiling line.

Il modulo Prince permette di avere un proiettore completamente orientabile che esce dal sistema.

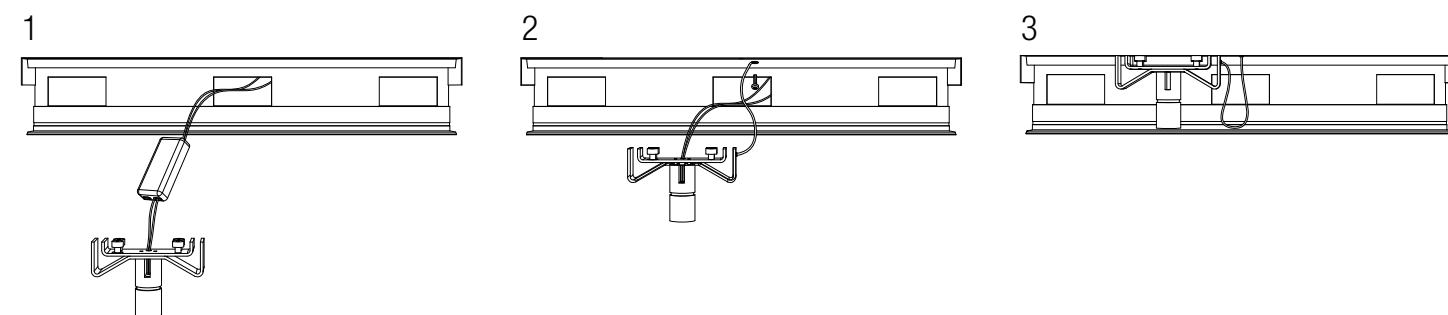


BEN 72
LINEAR MODULE

The Ben linear module provides a line of diffuse lighting within the system.

Il modulo lineare Ben permette la realizzazione di una linea di luce diffusa all'interno del sistema.

Module installation - Installazione dei moduli



Wire the product and pass the power supply through the side holes of the duct.

Cablare l'apparecchio e inserire l'alimentatore nelle finestre laterali della struttura.

Fix the fall protection cable to the structure. Fissare il cavo di sicurezza alla struttura.

Insert the light module into the structure and position it. The module attaches magnetically. Inserire l'apparecchio nella struttura e posizionarlo. L'apparecchio si fissa magneticamente.



LEONARD 72

design: Lapo Grassellini

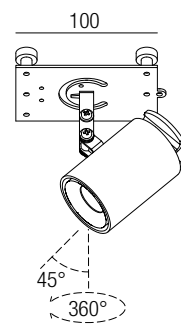
IP20

[DATASHEET](#)

[INSTALLATION MANUAL](#)

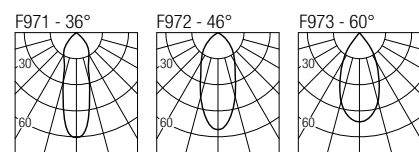
[CERTIFICATIONS](#)

[LDT-IES](#) [DRAWINGS](#)

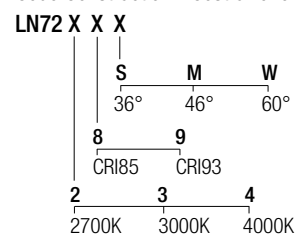


Adjustable module for MAGGY 72
10W · 250mA (V, 36V)
CRI85 - CRI93 · 2-Step MacAdam

	CRI85	CRI93
2700K	890 lm	840 lm
3000K	1000 lm	930 lm
4000K	1040 lm	960 lm



Code Construction - Costruzione del codice



Drivers - Alimentatori 250mA

- on/off
AL1025 (1) IP20
- dimming
AL4030 (1) IP20 0/1..10V
- AL4031** (1) IP20 DALI 2
- AL4032** (1) IP20 IGBT-TRIAC

PRINCE 72

design: Lapo Grassellini

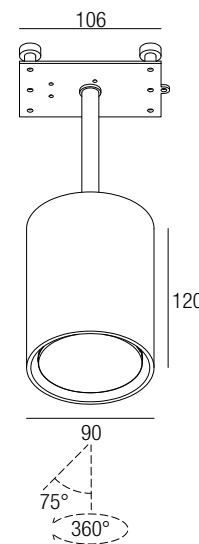
IP20

[DATASHEET](#)

[INSTALLATION MANUAL](#)

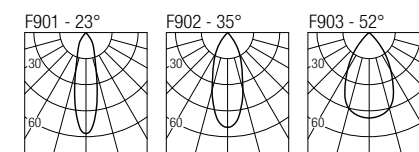
[CERTIFICATIONS](#)

[LDT-IES](#) [DRAWINGS](#)

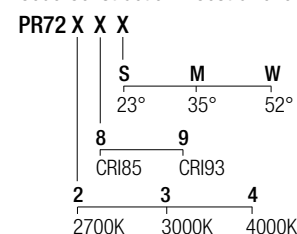


Adjustable module for MAGGY 72
20W · 500mA (V, 36V)
CRI85 - CRI93 · 2-Step MacAdam

	CRI85	CRI93
2700K	1830 lm	1700 lm
3000K	2000 lm	1830 lm
4000K	2100 lm	1950 lm



Code Construction - Costruzione del codice



Drivers - Alimentatori 500mA

- on/off
AL1084 (1) IP20 S.P.
- dimming
AL4010 (1) IP20 PUSH 0/1..10V
- AL4151** (1) IP20 DALI 2
- AL4153** (1) IP20 PUSH IGBT-TRIAC

DAVID 72

design: Lapo Grassellini

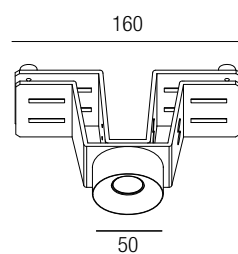
IP20

[DATASHEET](#)

[INSTALLATION MANUAL](#)

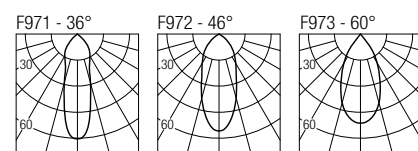
[CERTIFICATIONS](#)

[LDT-IES](#) [DRAWINGS](#)

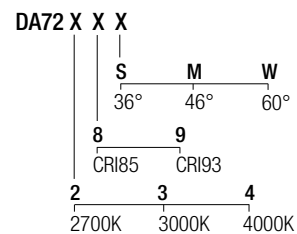


Fixed module for MAGGY 72
20W · 500mA (V, 36V)
CRI85 - CRI93 · 2-Step MacAdam

	CRI85	CRI93
2700K	1830 lm	1700 lm
3000K	2000 lm	1830 lm
4000K	2100 lm	1950 lm



Code Construction - Costruzione del codice



Drivers - Alimentatori 500mA

- on/off
AL1084 (1) IP20 S.P.
- dimming
AL4010 (1) IP20 PUSH 0/1..10V
- AL4151** (1) IP20 DALI 2
- AL4153** (1) IP20 PUSH IGBT-TRIAC

BEN 72

design: Lapo Grassellini

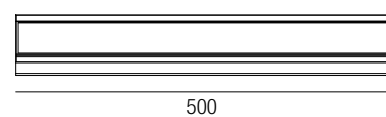
IP20

[DATASHEET](#)

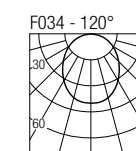
[INSTALLATION MANUAL](#)

[CERTIFICATIONS](#)

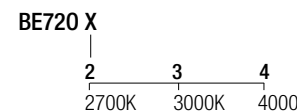
[LDT-IES](#) [DRAWINGS](#)



Linear module for MAGGY 72
30W · 24VDC
CRI85 · 2-Step MacAdam



Code Construction - Costruzione del codice



Drivers - Alimentatori 24VDC

- on/off
AL2031 (1) IP20
- dimming module
AL7035 IP20 DALI 2 PUSH 0/1..10V
- Note - Nota
Dimming module AL7035 to be used in combination with a 24VDC power supply.
Modulo di dimmerazione AL7035 da utilizzare in combinazione con un alimentatore 24VDC.

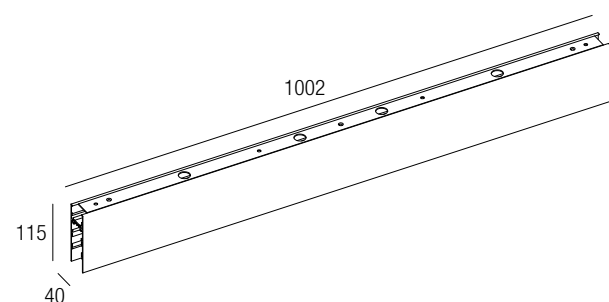
OCTO CEILING

design: Roberto Mantovani

IP20

[DATASHEET](#) [INSTALLATION MANUAL](#)

[DRAWINGS](#)

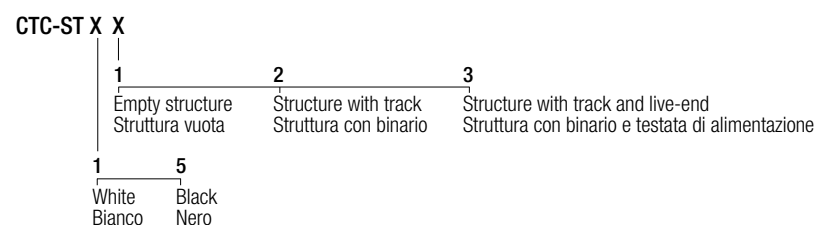


24VDC multifunctional modular system for ceiling installation.
The combination of linear elements and various joints allows the creation of complex geometries meaning that, thanks to the available light modules, it can meet any illumination need.

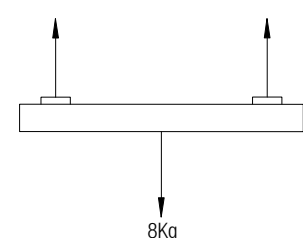
Sistema multifunzionale componibile a 24VDC per installazione a plafone.
Combinando elementi lineari e vari giunti permette la realizzazione di geometrie complesse, e grazie ai moduli luminosi disponibili può rispondere a qualsiasi necessità luminosa.

Straight module 1002mm Power supply 24VDC Max current 15A
Modulo lineare 1002mm Alimentazione 24VDC Corrente massima 15A

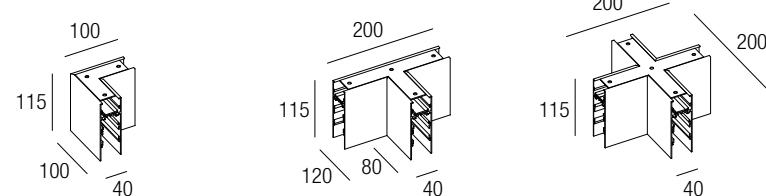
Code Construction - Costruzione del codice



Load schemes - Schemi di carico



Joints - Giunti



CTC-L01B White - Bianco
CTC-L01N Black - Nero
L-joint
Giunto L

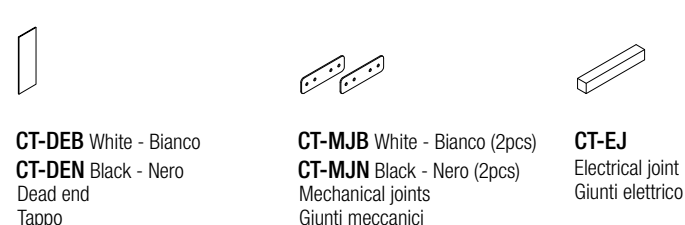
CTC-T01B White - Bianco
CTC-T01N Black - Nero
T-joint
Giunto L

CTC-X01B White - Bianco
CTC-X01N Black - Nero
X-joint
Giunto X

Drivers - Alimentatori 24VDC

on/off
AL2012 25W \varnothing 60 mm
AL2031 70W \varnothing 70 mm
AL2040 150W \varnothing 80 mm
dimmmable
AL5012 24W DALI 2 PUSH 0/1..10V \varnothing 45 mm
AL5241 100W DALI 2 PUSH \varnothing 70 mm
dimmming module
AL7035 DALI 2 PUSH 0/1..10V \varnothing 44 mm
Note - Nota
Dimming module AL7035 to be used in combination with a 24VDC power supply.
Modulo di dimmerazione AL7035 da utilizzare in combinazione con un alimentatore 24VDC.

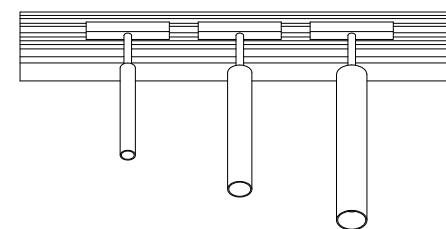
Accessories - Accessori



CT-DEB White - Bianco
CT-DEN Black - Nero
Dead end
Tappo

CT-MJB White - Bianco (2pcs)
CT-MJN Black - Nero (2pcs)
Mechanical joints
Giunti meccanici

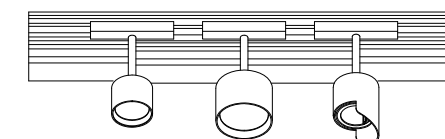
CT-EJ
Electrical joint
Giunto elettrico



JOS X
ADJUSTABLE MODULE

A projector module characterised by a minimal design and high optical performance. Also available in a version with 10°-55° adjustable lens.

Modulo proiettore connotato da un design minimale ed elevate prestazioni ottiche. Disponibile anche in versione ad ottica regolabile 10°-55°.



LAD X & LAD X WALL WASHER
ADJUSTABLE MODULE

A projector module characterised by a minimal design and extremely precise and clean optics, including a wall washer option. Thanks to the use of highly-advanced optics, it offers narrow and precise light beams.


Modulo proiettore connotato da un design minimale e da ottiche estremamente precise e pulite, inclusa un'opzione wall washer. Grazie all'utilizzo di ottiche estremamente evolute permette fasci luminosi stretti e precisi.



LEV X
LINEAR MODULE

A linear module available in two wattages, it combines luminous efficiency and extremely precise optics for general and accent lighting applications.

Modulo lineare disponibile in due wattaggi, che combina efficienza luminosa ed ottiche estremamente precise, per applicazioni di illuminazione generale e d'accento.



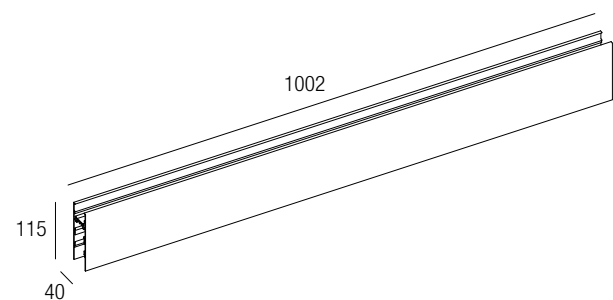
OCTO PENDANT

design: Roberto Mantovani

IP20

DATASHEET ▶ INSTALLATION MANUAL ▶

DRAWINGS ▶

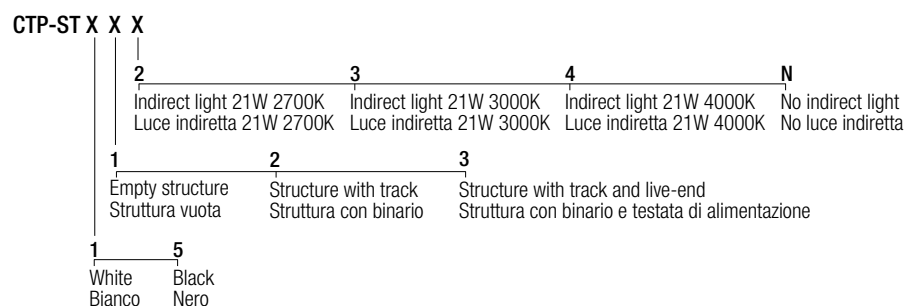


24VDC multifunctional modular system for suspension installation.
The combination of linear elements and various joints permits the creation of complex geometries meaning that, thanks to the available light modules, it can meet any illumination need. These linear modules can be equipped with elements for indirect light.

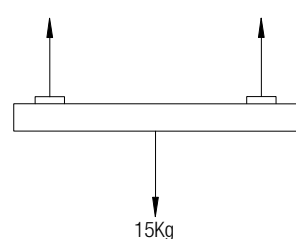
Sistema multifunzionale componibile a 24VDC per installazione a sospensione.
Combinando elementi lineari e vari giunti permette la realizzazione di geometrie complesse, e grazie ai moduli luminosi disponibili può rispondere a qualsiasi necessità luminosa. I moduli lineari possono essere equipaggiati con elementi per luce indiretta.

Straight module 1002mm Power supply 24VDC Max current 15A
Modulo lineare 1002mm Alimentazione 24VDC Corrente massima 15A

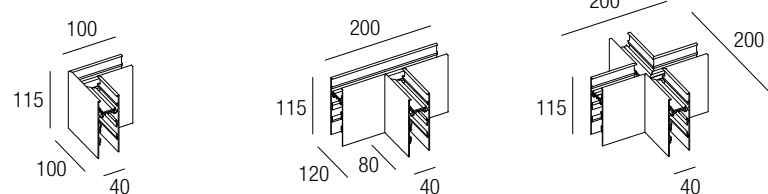
Code Construction - Costruzione del codice



Load schemes - Schemi di carico



Joints - Giunti



CTP-L01B White - Bianco
CTP-L01N Black - Nero
L-joint
Giunto L

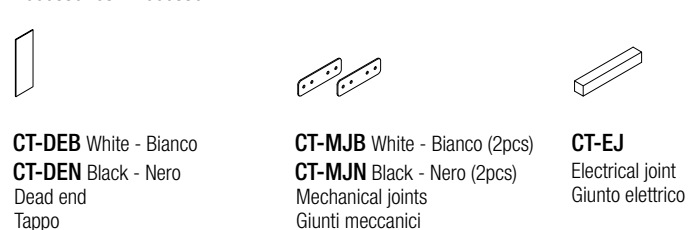
CTP-T01B White - Bianco
CTP-T01N Black - Nero
T-joint
Giunto L

CTP-X01B White - Bianco
CTP-X01N Black - Nero
X-joint
Giunto X

Drivers - Alimentatori 24VDC

on/off
AL2012 25W ⌀60 mm
AL2031 70W ⌀70 mm
AL2040 150W ⌀80 mm
dimmable
AL5012 24W DALI 2 PUSH 0/1...10V ⌀45 mm
AL5241 100W DALI 2 PUSH ⌀70 mm
dimming module
AL7035 DALI 2 PUSH 0/1...10V ⌀44 mm
Note - Nota
Dimming module AL7035 to be used in combination with a 24VDC power supply.
Modulo di dimmerazione AL7035 da utilizzare in combinazione con un alimentatore 24VDC.

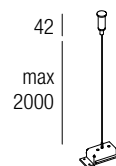
Accessories - Accessori



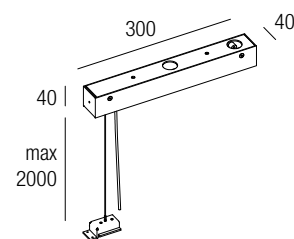
CT-DEB White - Bianco
CT-DEN Black - Nero
Dead end
Tappo

CT-MJB White - Bianco (2pcs)
CT-MJN Black - Nero (2pcs)
Mechanical joints
Giunti meccanici

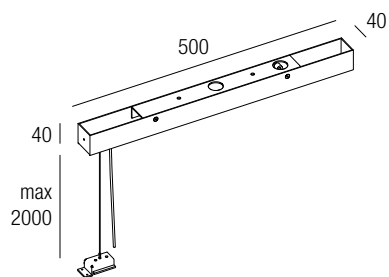
CT-EJ
Electrical joint
Giunto elettrico



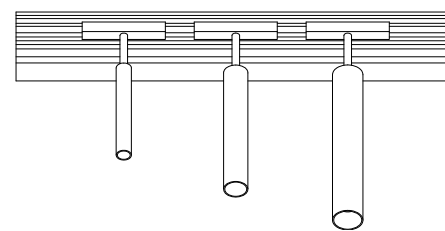
CTP-K01
Suspension kit with steel wire and automatic locking device
Kit di sospensione con cavo d'acciaio e bloccacavo automatico



CTP-F01B White - Bianco
CTP-F01N Black - Nero
Ceiling rose without driver and with suspension kit CTP-K01
Rosone senza alimentatore e con kit di sospensione CTP-K01



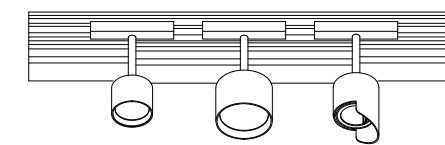
CTP-F02B White - Bianco
CTP-F02N Black - Nero
Ceiling rose with integrated 100W driver and suspension kit CTP-K01
Rosone con alimentatore integrato da 100W e kit di sospensione CTP-K01



JOS X
ADJUSTABLE MODULE

A projector module characterised by a minimal design and high optical performance. Also available in a version with 10°-55° adjustable lens.

Modulo proiettore connotato da un design minimale ed elevate prestazioni ottiche. Disponibile anche in versione ad ottica regolabile 10°-55°.



LAD X & LAD X
WALL WASHER
ADJUSTABLE MODULE

A projector module characterised by a minimal design and extremely precise and clean optics, including a wall washer option. Thanks to the use of highly-advanced optics, it offers narrow and precise light beams.

Modulo proiettore connotato da un design minimale e da ottiche estremamente precise e pulite, inclusa un'opzione wall washer. Grazie all'utilizzo di ottiche estremamente evolute permette fasci luminosi stretti e precisi.



LEV X
LINEAR MODULE

A linear module available in two wattages, it combines luminous efficiency and extremely precise optics for general and accent lighting applications.

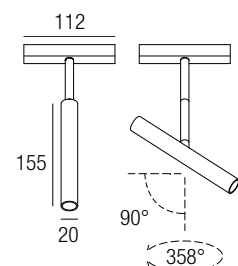
Modulo lineare disponibile in due wattaggi, che combina efficienza luminosa ed ottiche estremamente precise, per applicazioni di illuminazione generale e d'accento.



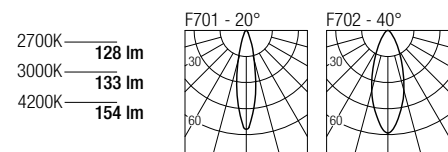
JOS X2

design: Roberto Mantovani

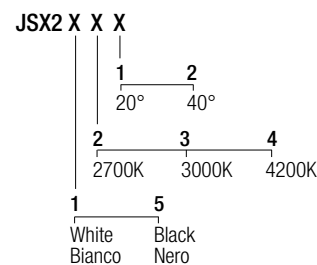
IP20



Adjustable module for OCTO CEILING & PENDANT
2W · 24VDC
CRI85 · 2-Step MacAdam



Code Construction - Costruzione del codice



Note - Nota
Versions with extended arm length are available upon request.
Versioni con lunghezza del braccetto maggiorata disponibili su richiesta.

[DATASHEET](#)

[INSTALLATION MANUAL](#)

[CERTIFICATIONS](#)

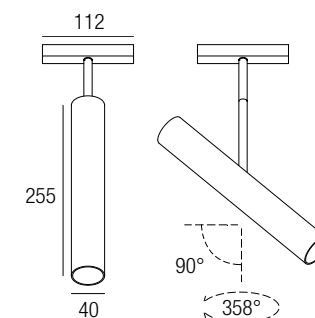
[LDT-IES](#) [DRAWINGS](#)



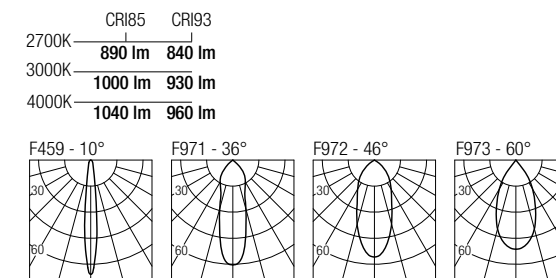
JOS X10

design: Roberto Mantovani

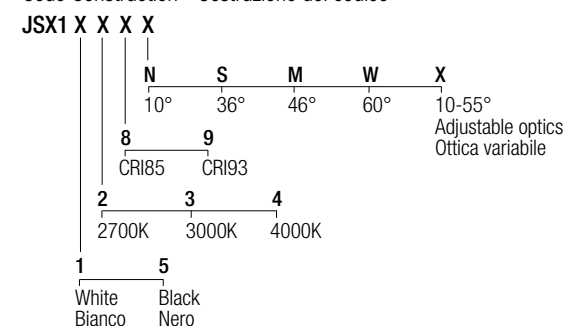
IP20



Adjustable module for OCTO CEILING & PENDANT
10W · 24VDC
CRI85 - CRI93 · 2-Step MacAdam



Code Construction - Costruzione del codice



Note - Nota
Versions with extended arm length are available upon request.
Versioni con lunghezza del braccetto maggiorata disponibili su richiesta.

Accessories - Accessori

LJ01 White - Bianco
LJ01B Black - Nero
Low luminance louver
Filtro antiabbagliamento

SJ01 White - Bianco
SJ01B Black - Nero
Milky screen - Schermo opale

Note - Nota
The filter and screen are not compatible with the 10° and adjustable 10-55° lens versions - Il filtro e lo schermo non sono compatibili con le versioni con ottica 10° e regolabile 10-55°.

[DATASHEET](#)

[INSTALLATION MANUAL](#)

[CERTIFICATIONS](#)

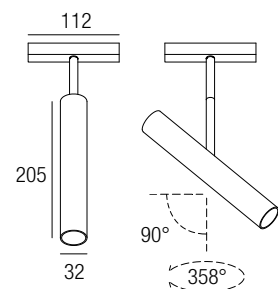
[LDT-IES](#) [DRAWINGS](#)



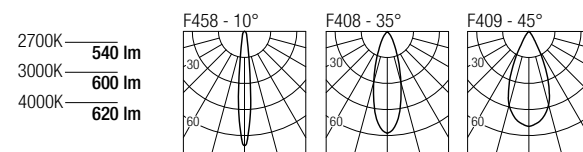
JOS X6

design: Roberto Mantovani

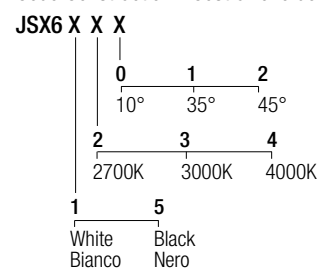
IP20



Adjustable module for OCTO CEILING & PENDANT
6W · 24VDC
CRI98 · 2-Step MacAdam



Code Construction - Costruzione del codice



Note - Nota
Versions with extended arm length are available upon request.
Versioni con lunghezza del braccetto maggiorata disponibili su richiesta.

Accessories - Accessori

LJ02 White - Bianco
LJ02B Black - Nero
Low luminance louver
Filtro antiabbagliamento

SJ02 White - Bianco
SJ02B Black - Nero
Milky screen - Schermo opale

Note - Nota
The filter and screen are not compatible with the 10° lens version - Il filtro e lo schermo non sono compatibili con la versione con ottica 10°.

[DATASHEET](#)

[INSTALLATION MANUAL](#)

[CERTIFICATIONS](#)

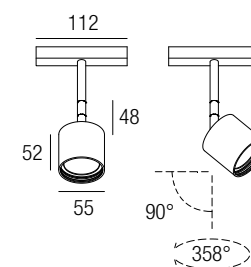
[LDT-IES](#) [DRAWINGS](#)



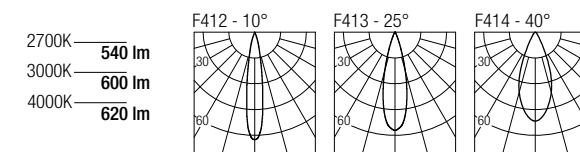
LAD X6

design: Roberto Mantovani

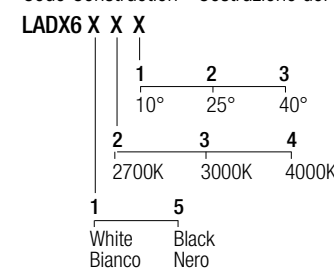
IP20



Adjustable module for OCTO CEILING & PENDANT
6W · 24VDC
CRI98 · 2-Step MacAdam



Code Construction - Costruzione del codice



Note - Nota
Versions with extended arm length are available upon request.
Versioni con lunghezza del braccetto maggiorata disponibili su richiesta.

Accessories - Accessori

LL02 White - Bianco
LL02B Black - Nero
Low luminance louver
Filtro antiabbagliamento

SL02 White - Bianco
SL02B Black - Nero
Milky screen - Schermo opale

[DATASHEET](#)

[INSTALLATION MANUAL](#)

[CERTIFICATIONS](#)

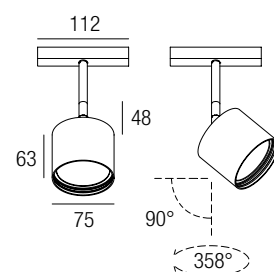
[LDT-IES](#) [DRAWINGS](#)



LAD X10

design: Roberto Mantovani

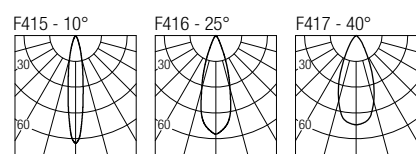
IP20



Adjustable module for OCTO CEILING & PENDANT

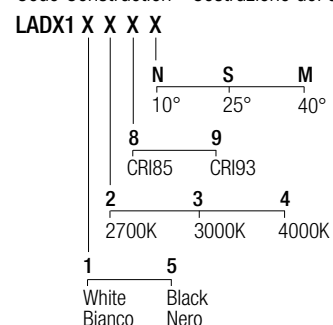
10W · 24VDC
CRI85 · CRI93 · 2-Step MacAdam

	CRI85	CRI93
2700K	890 lm	840 lm
3000K	1000 lm	930 lm
4000K	1040 lm	960 lm



- [DATASHEET](#)
- [INSTALLATION MANUAL](#)
- [CERTIFICATIONS](#)
- [LDT-IES](#)
- [DRAWINGS](#)

Code Construction - Costruzione del codice



Note - Nota
Versions with extended arm length are available upon request.
Versioni con lunghezza del braccetto maggiorata disponibili su richiesta.

Accessories - Accessori

LL01 White - Bianco
LL01B Black - Nero
Low luminance louver
Filtro antiabbagliamento



SL01 White - Bianco
SL01B Black - Nero
Milky screen - Schermo opale



LEV X7

design: Roberto Mantovani

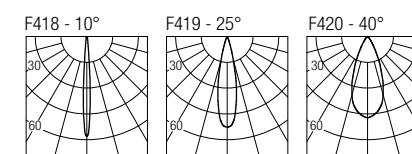
IP20



Linear module for OCTO CEILING & PENDANT

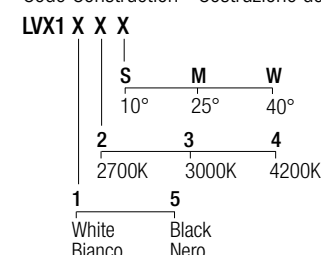
7W · 24VDC
CRI85 · 2-Step MacAdam

2700K	623 lm
3000K	651 lm
4200K	721 lm



- [DATASHEET](#)
- [INSTALLATION MANUAL](#)
- [CERTIFICATIONS](#)
- [LDT-IES](#)
- [DRAWINGS](#)

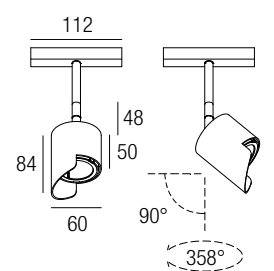
Code Construction - Costruzione del codice



LAD X10 WALL WASHER

design: Roberto Mantovani

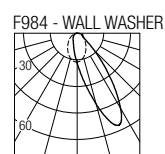
IP20



Adjustable module for OCTO CEILING & PENDANT

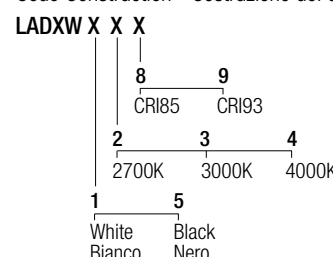
10W · 24VDC
CRI85 · CRI93 · 2-Step MacAdam

	CRI85	CRI93
2700K	890 lm	840 lm
3000K	1000 lm	930 lm
4000K	1040 lm	960 lm



- [DATASHEET](#)
- [INSTALLATION MANUAL](#)
- [CERTIFICATIONS](#)
- [LDT-IES](#)
- [DRAWINGS](#)

Code Construction - Costruzione del codice

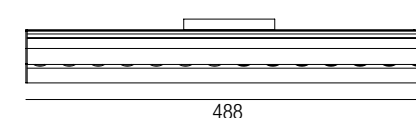


Note - Nota
Versions with extended arm length are available upon request.
Versioni con lunghezza del braccetto maggiorata disponibili su richiesta.

LEV X14

design: Roberto Mantovani

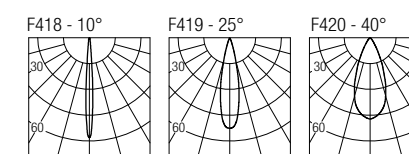
IP20



Linear module for OCTO CEILING & PENDANT

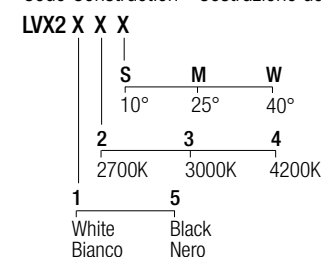
14W · 24VDC
CRI85 · 2-Step MacAdam

2700K	1246 lm
3000K	1302 lm
4200K	1442 lm



- [DATASHEET](#)
- [INSTALLATION MANUAL](#)
- [CERTIFICATIONS](#)
- [LDT-IES](#)
- [DRAWINGS](#)

Code Construction - Costruzione del codice



TUBE 6

design: Lapo Grassellini

AC CC
IP40 IP44

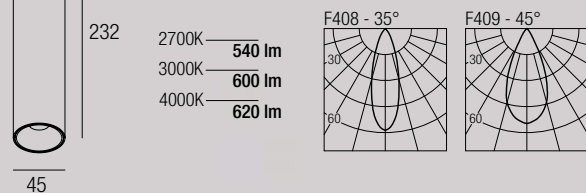
[DATASHEET](#)

[INSTALLATION MANUAL](#)

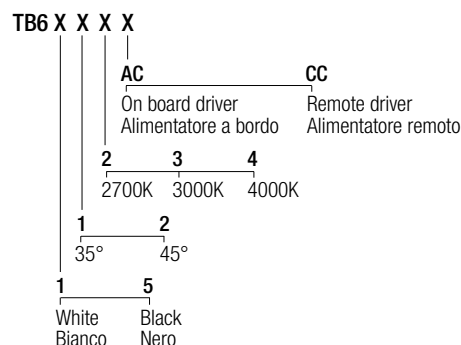
[CERTIFICATIONS](#)

[LDT-IES](#) [DRAWINGS](#)

Ceiling mounted luminaire
6W · 230VAC (AC) · 500mA (V, 9V) (CC) · Series wiring - Cablaggio in serie (CC)
CRI98 · 2-Step MacAdam



Code Construction - Costruzione del codice



Accessories - Accessori

LTB601
Low luminance louver
Filtro antiabbagliamento

Note - Nota
The filter must be ordered together with the lighting fixture. Il filtro deve essere ordinato congiuntamente all'apparecchio.

Drivers - Alimentatori 500mA

CC versions only - Solo per versioni CC on/off

- AL1074** (1..2) IP20 ⌀ 30 mm
- AL1077** (1..2) IP20 ⌀ 40 mm
- AL1084** (1..3) IP20 S.P. ⌀ 55 mm

dimmmable

- AL4010** (1..4) IP20 PUSH 0/1..10V ⌀ 72 mm
- ALD450** (1..2) IP20 DALI 2 PUSH ⌀ 36 mm
- AL4151** (1..4) IP20 DALI 2 ⌀ 72 mm
- AL4153** (1..4) IP20 PUSH IGBT-TRIAC ⌀ 56 mm

CYL 10

design: Roberto Mantovani

IP20

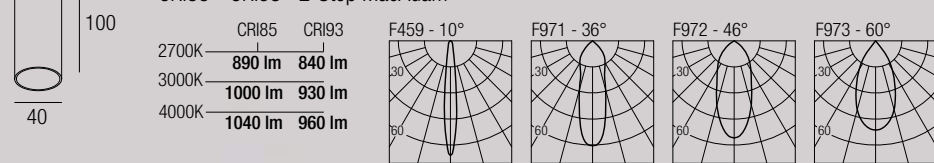
[DATASHEET](#)

[INSTALLATION MANUAL](#)

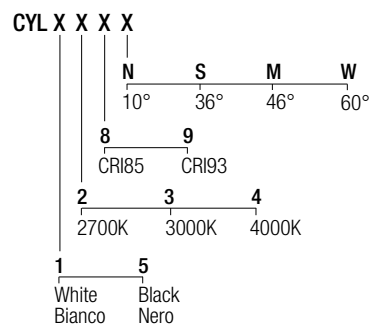
[CERTIFICATIONS](#)

[LDT-IES](#) [DRAWINGS](#)

Ceiling mounted luminaire
10W · 500mA (V, 18V) · Series wiring - Cablaggio in serie
CRI85 - CRI93 · 2-Step MacAdam



Code Construction - Costruzione del codice



Accessories - Accessori

LCYL01 White - Bianco
LCYL01B Black - Nero
Low luminance louver
Filtro antiabbagliamento

SCYL01 White - Bianco
SCYL01B Black - Nero
Milky screen - Schermo opale

Note - Nota
The filter and screen are not compatible with the 10° lens version - Il filtro e lo schermo non sono compatibili con la versione con ottica 10°.

AL7022
24VDC/500mA constant current converter
Convertitore 24VDC/500mA corrente costante

Drivers - Alimentatori 500mA

on/off

- AL1074** (1) IP20 ⌀ 30 mm
- AL1077** (1) IP20 ⌀ 40 mm
- AL1084** (1..2) IP20 S.P. ⌀ 55 mm

dimmmable

- AL4010** (1..2) IP20 PUSH 0/1..10V ⌀ 72 mm
- ALD450** (1) IP20 DALI 2 PUSH ⌀ 36 mm
- AL4151** (1..2) IP20 DALI 2 ⌀ 72 mm
- AL4153** (1..2) IP20 PUSH IGBT-TRIAC ⌀ 56 mm



KOINE 2

design: Roberto Mantovani

AC CC
IP40 IP44

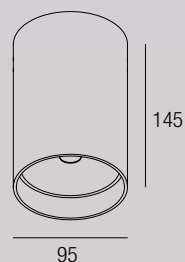
[DATASHEET](#)

[INSTALLATION MANUAL](#)

[CERTIFICATIONS](#)

[LDT-IES](#)

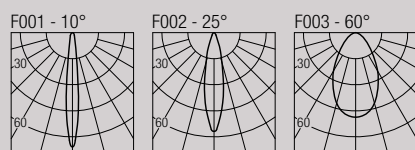
[DRAWINGS](#)



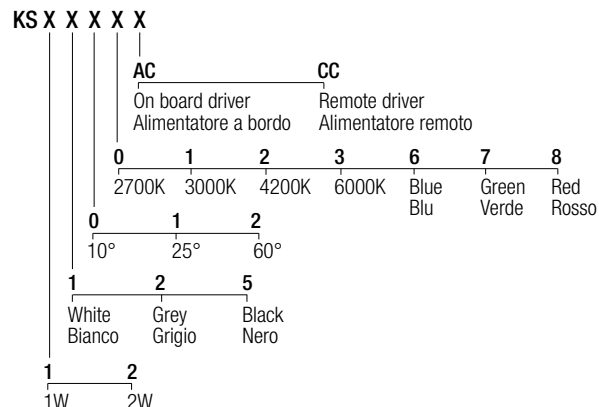
Ceiling mounted luminaire

1-2W · 230VAC (AC) · 350-500mA (V, 2,9V) (CC) · Series wiring - Cablaggio in serie (CC)
CRI85 · 2-Step MacAdam

	350mA	500mA
2700K	89 lm	128 lm
3000K	93 lm	133 lm
4200K	103 lm	154 lm
6000K	114 lm	165 lm



Code Construction - Costruzione del codice



Drivers - Alimentatori 350mA

CC versions only - Solo per versioni CC on/off

- AL1034** (1..11) IP20 ⌀30 mm
- AL1035** (1..11) IP20 ⌀40 mm
- AL1037** (1..16) IP20 S.P. ⌀55 mm

dimmable

- AL4000** (1..12) IP20 PUSH 0/1..10V ⌀72 mm
- ALD435** (1..11) IP20 DALI 2 PUSH ⌀36 mm
- AL4051** (2..14) IP20 DALI 2 ⌀72 mm
- AL4053** (1..14) IP20 PUSH IGBT-TRIAC ⌀56 mm

Drivers - Alimentatori 500mA

CC versions only - Solo per versioni CC on/off

- AL1074** (1..7) IP20 ⌀30 mm
- AL1077** (1..6) IP20 ⌀40 mm
- AL1084** (1..11) IP20 S.P. ⌀55 mm

dimmable

- AL4010** (1..12) IP20 PUSH 0/1..10V ⌀72 mm
- ALD450** (1..7) IP20 DALI 2 PUSH ⌀36 mm
- AL4151** (2..14) IP20 DALI 2 ⌀72 mm
- AL4153** (1..14) IP20 PUSH IGBT-TRIAC ⌀56 mm

KOINE 6

design: Roberto Mantovani

AC CC
IP40 IP44

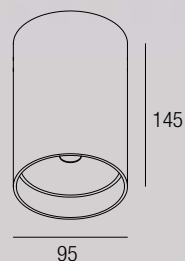
[DATASHEET](#)

[INSTALLATION MANUAL](#)

[CERTIFICATIONS](#)

[LDT-IES](#)

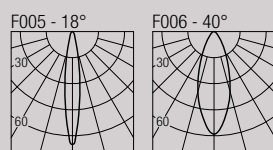
[DRAWINGS](#)



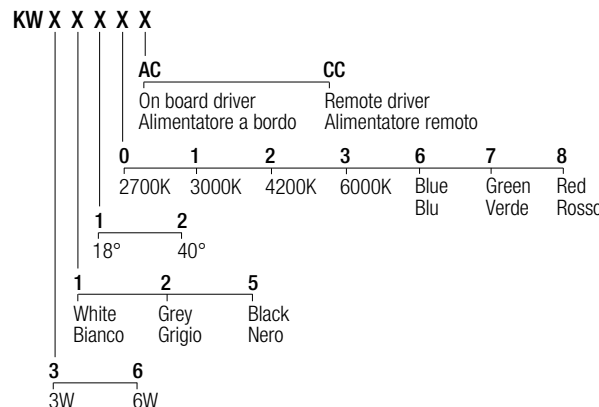
Ceiling mounted luminaire

3-6W · 230VAC (AC) · 350-500mA (V, 8,7V) (CC) · Series wiring - Cablaggio in serie (CC)
CRI85 · 2-Step MacAdam

	350mA	500mA
2700K	267 lm	384 lm
3000K	279 lm	400 lm
4200K	309 lm	462 lm
6000K	342 lm	495 lm



Code Construction - Costruzione del codice



Accessories - Accessori

SKW01

Milky screen - Schermo opale



Note - Nota
The screen must be ordered together with the lighting fixture. Lo schermo deve essere ordinato congiuntamente all'apparecchio.

Drivers - Alimentatori 350mA

CC versions only - Solo per versioni CC on/off

- AL1034** (1..3) IP20 ⌀30 mm
- AL1035** (1..3) IP20 ⌀40 mm
- AL1037** (1..5) IP20 S.P. ⌀55 mm

dimmable

- AL4000** (1..4) IP20 PUSH 0/1..10V ⌀72 mm
- ALD435** (1..3) IP20 DALI 2 PUSH ⌀36 mm
- AL4051** (1..4) IP20 DALI 2 ⌀72 mm
- AL4053** (1..4) IP20 PUSH IGBT-TRIAC ⌀56 mm

Drivers - Alimentatori 500mA

CC versions only - Solo per versioni CC on/off

- AL1074** (1..2) IP20 ⌀30 mm
- AL1077** (1..2) IP20 ⌀40 mm
- AL1084** (1..3) IP20 S.P. ⌀55 mm

dimmable

- AL4010** (1..4) IP20 PUSH 0/1..10V ⌀72 mm
- ALD450** (1..2) IP20 DALI 2 PUSH ⌀36 mm
- AL4151** (1..4) IP20 DALI 2 ⌀72 mm
- AL4153** (1..4) IP20 PUSH IGBT-TRIAC ⌀56 mm



KOINE 10

design: Roberto Mantovani

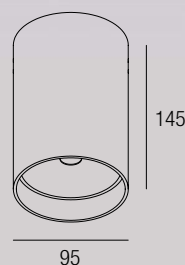
AC CC
IP40 IP44

[DATASHEET](#)

[INSTALLATION MANUAL](#)

[CERTIFICATIONS](#)

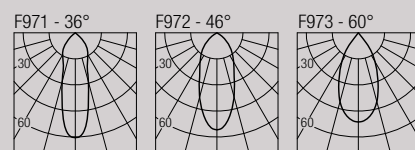
[LDT-IES](#) [DRAWINGS](#)



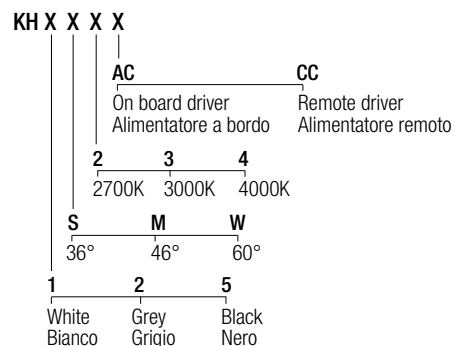
Ceiling mounted luminaire

10W · 230VAC (AC) · 250mA (V,36V) (CC)
CRI93 · 2-Step MacAdam

2700K **840 lm**
3000K **930 lm**
4000K **960 lm**



Code Construction - Costruzione del codice



Accessories - Accessori

SKH01
Milky screen - Schermo opale

Note - Nota
The screen must be ordered together with the lighting fixture. Lo schermo deve essere ordinato congiuntamente all'apparecchio.

Drivers - Alimentatori 250mA

CC versions only - Solo per versioni CC on/off

AL1025 (1) IP20 \varnothing 40 mm dimmable

AL4030 (1) IP20 0/1..10V \varnothing 55 mm

ALD425 (1) IP20 DALI 2 PUSH \varnothing 36 mm

AL4031 (1) IP20 DALI 2 \varnothing 55 mm

AL4032 (1) IP20 IGBT-TRIAC \varnothing 55 mm

ARIK 2

design: Roberto Mantovani

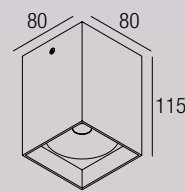
AC CC
IP40 IP44

[DATASHEET](#)

[INSTALLATION MANUAL](#)

[CERTIFICATIONS](#)

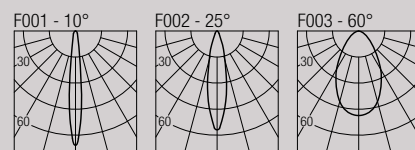
[LDT-IES](#) [DRAWINGS](#)



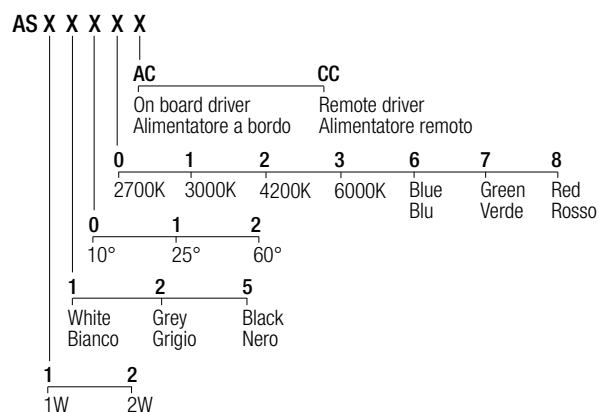
Ceiling mounted luminaire

1-2W · 230VAC (AC) · 350-500mA (V,2,9V) (CC) · Series wiring - Cablaggio in serie (CC)
CRI85 · 2-Step MacAdam

350mA 500mA
2700K **89 lm 128 lm**
3000K **93 lm 133 lm**
4200K **103 lm 154 lm**
6000K **114 lm 165 lm**



Code Construction - Costruzione del codice



Drivers - Alimentatori 350mA

CC versions only - Solo per versioni CC on/off

AL1034 (1..11) IP20 \varnothing 30 mm

AL1035 (1..11) IP20 \varnothing 40 mm

AL1037 (1..16) IP20 S.P. \varnothing 55 mm

dimmable

AL4000 (1..12) IP20 PUSH 0/1..10V \varnothing 72 mm

ALD435 (1..11) IP20 DALI 2 PUSH \varnothing 36 mm

AL4051 (2..14) IP20 DALI 2 \varnothing 72 mm

AL4053 (1..14) IP20 PUSH IGBT-TRIAC \varnothing 56 mm

Drivers - Alimentatori 500mA

CC versions only - Solo per versioni CC on/off

AL1074 (1..7) IP20 \varnothing 30 mm

AL1077 (1..6) IP20 \varnothing 40 mm

AL1084 (1..11) IP20 S.P. \varnothing 55 mm

dimmable

AL4010 (1..12) IP20 PUSH 0/1..10V \varnothing 72 mm

ALD450 (1..7) IP20 DALI 2 PUSH \varnothing 36 mm

AL4151 (2..14) IP20 DALI 2 \varnothing 72 mm

AL4153 (1..14) IP20 PUSH IGBT-TRIAC \varnothing 56 mm



ARIK 6

design: Roberto Mantovani

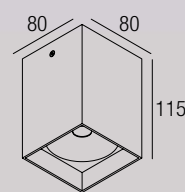


[DATASHEET](#)

[INSTALLATION MANUAL](#)

[CERTIFICATIONS](#)

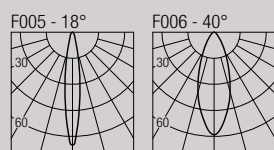
[LDT-IES](#) [DRAWINGS](#)



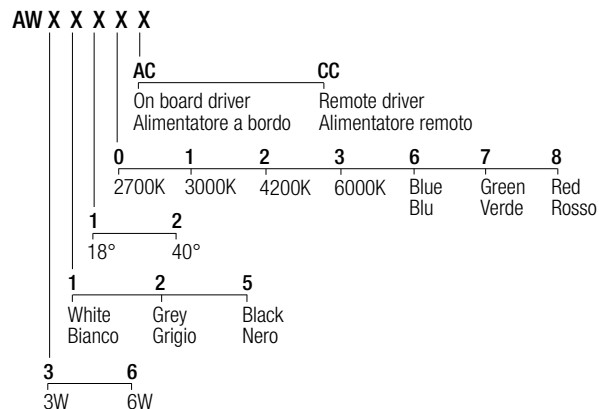
Ceiling mounted luminaire

3-6W - 230VAC (AC) · 350-500mA (V,8,7V) (CC) · Series wiring - Cablaggio in serie (CC)
CRI85 · 2-Step MacAdam

	350mA	500mA
2700K	267 lm	384 lm
3000K	279 lm	400 lm
4200K	309 lm	462 lm
6000K	342 lm	495 lm



Code Construction - Costruzione del codice



Accessories - Accessori

SAW01
Milky screen - Schermo opale

Note - Nota
The screen must be ordered together with the lighting fixture. Lo schermo deve essere ordinato congiuntamente all'apparecchio.

Drivers - Alimentatori 350mA

CC versions only - Solo per versioni CC on/off

AL1034 (1..3) IP20 ⌀ 30 mm
AL1035 (1..3) IP20 ⌀ 40 mm
AL1037 (1..5) IP20 S.P. ⌀ 55 mm

dimmable

AL4000 (1..4) IP20 PUSH 0/1..10V ⌀ 72 mm
ALD435 (1..3) IP20 DALI 2 PUSH ⌀ 36 mm
AL4051 (1..4) IP20 DALI 2 ⌀ 72 mm
AL4053 (1..4) IP20 PUSH IGBT-TRIAC ⌀ 56 mm

Drivers - Alimentatori 500mA

CC versions only - Solo per versioni CC on/off

AL1074 (1..2) IP20 ⌀ 30 mm
AL1077 (1..2) IP20 ⌀ 40 mm
AL1084 (1..3) IP20 S.P. ⌀ 55 mm

dimmable

AL4010 (1..4) IP20 PUSH 0/1..10V ⌀ 72 mm
ALD450 (1..2) IP20 DALI 2 PUSH ⌀ 36 mm
AL4151 (1..4) IP20 DALI 2 ⌀ 72 mm
AL4153 (1..4) IP20 PUSH IGBT-TRIAC ⌀ 56 mm

ARIK 10

design: Roberto Mantovani

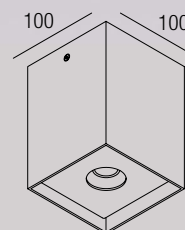


[DATASHEET](#)

[INSTALLATION MANUAL](#)

[CERTIFICATIONS](#)

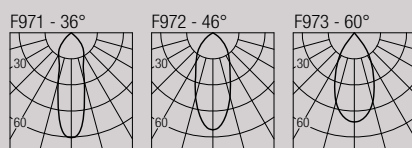
[LDT-IES](#) [DRAWINGS](#)



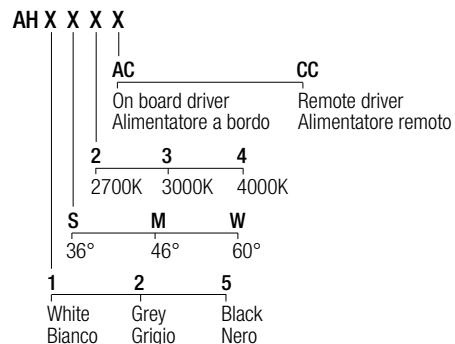
Ceiling mounted luminaire

10W · 230VAC (AC) · 250mA (V,36V) (CC)
CRI93 · 2-Step MacAdam

2700K	840 lm
3000K	930 lm
4000K	960 lm



Code Construction - Costruzione del codice



Accessories - Accessori

SAH01
Milky screen - Schermo opale

Note - Nota
The screen must be ordered together with the lighting fixture. Lo schermo deve essere ordinato congiuntamente all'apparecchio.

Drivers - Alimentatori 250mA

CC versions only - Solo per versioni CC on/off

AL1025 (1) IP20 ⌀ 40 mm

dimmable

AL4030 (1) IP20 0/1..10V ⌀ 55 mm
ALD425 (1) IP20 DALI 2 PUSH ⌀ 36 mm
AL4031 (1) IP20 DALI 2 ⌀ 55 mm
AL4032 (1) IP20 IGBT-TRIAC ⌀ 55 mm



ELF 2

design: Roberto Mantovani



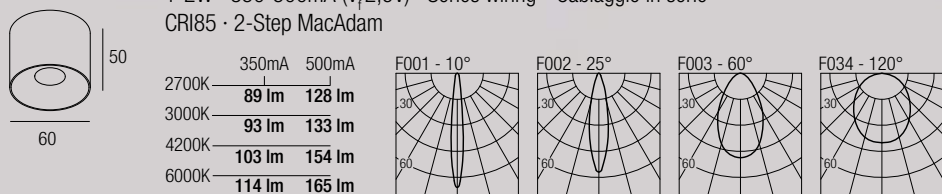
DATASHEET ▶

INSTALLATION MANUAL ▶

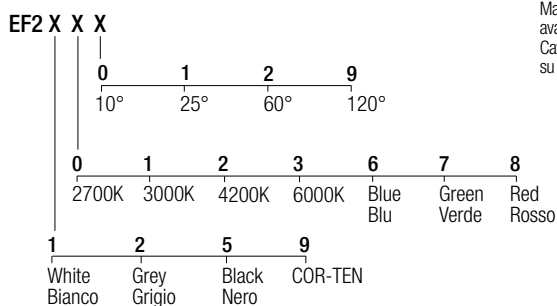
CERTIFICATIONS ▶

LDT-IES ▶ DRAWINGS ▶

Ceiling mounted luminaire
 1-2W · 350-500mA (V_i 2,9V) · Series wiring - Cablaggio in serie
 CRI85 · 2-Step MacAdam



Code Construction - Costruzione del codice



Note - Nota
 Made-to-measure cable available on request.
 Cavo a misura disponibile su richiesta.

Drivers - Alimentatori 350mA

- on/off
AL1034 (1..11) IP20 ⌀ 30 mm
AL1035 (1..11) IP20 ⌀ 40 mm
AL1037 (1..16) IP20 S.P. ⌀ 55 mm
AL9011 (1..12) IP67 ⌀ 44 mm
- dimmiabile
AL4000 (1..12) IP20 PUSH 0/1..10V ⌀ 72 mm
ALD435 (1..11) IP20 DALI 2 PUSH ⌀ 36 mm
AL4051 (2..14) IP20 DALI 2 ⌀ 72 mm
AL4053 (1..14) IP20 PUSH IGBT-TRIAC ⌀ 56 mm
AL6035 (2..8) IP67 DALI 2 ⌀ 44 mm
AL8035 (4..16) IP67 DALI 2 ⌀ 48 mm

Drivers - Alimentatori 500mA

- on/off
AL1074 (1..7) IP20 ⌀ 30 mm
AL1077 (1..6) IP20 ⌀ 40 mm
AL1084 (1..11) IP20 S.P. ⌀ 55 mm
AL9051 (1..11) IP67 ⌀ 44 mm
- dimmiabile
AL4010 (1..12) IP20 PUSH 0/1..10V ⌀ 72 mm
ALD450 (1..7) IP20 DALI 2 PUSH ⌀ 36 mm
AL4151 (2..14) IP20 DALI 2 ⌀ 72 mm
AL4153 (1..14) IP20 PUSH IGBT-TRIAC ⌀ 56 mm
AL6050 (2..6) IP67 DALI 2 ⌀ 44 mm
AL8050 (4..16) IP67 DALI 2 ⌀ 48 mm

ELF 10

design: Roberto Mantovani



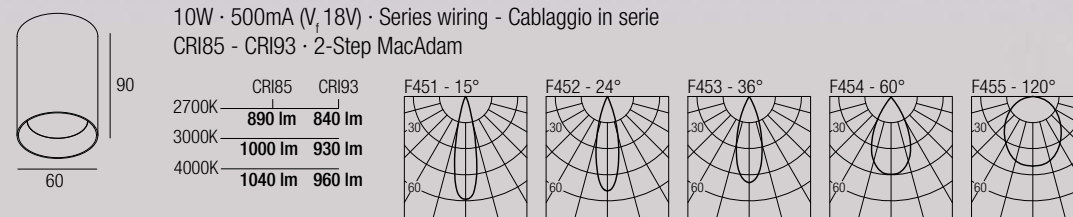
DATASHEET ▶

INSTALLATION MANUAL ▶

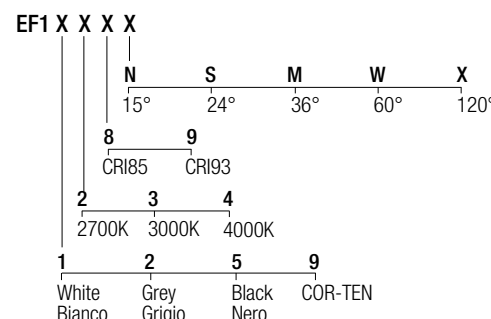
CERTIFICATIONS ▶

LDT-IES ▶ DRAWINGS ▶

Ceiling mounted luminaire
 10W · 500mA (V_i 18V) · Series wiring - Cablaggio in serie
 CRI85 · CRI93 · 2-Step MacAdam



Code Construction - Costruzione del codice



Note - Nota
 Made-to-measure cable available on request.
 Cavo a misura disponibile su richiesta.

Accessories - Accessori

- LEF101**
 Low luminance louver
 Filtro antiabbagliamento
- Note - Nota
 The filter must be ordered together with the lighting fixture.
 Il filtro deve essere ordinato congiuntamente all'apparecchio.

Drivers - Alimentatori 500mA

- on/off
AL1074 (1) IP20 ⌀ 30 mm
AL1077 (1) IP20 ⌀ 40 mm
AL1084 (1..2) IP20 S.P. ⌀ 55 mm
AL9051 (1..2) IP67 ⌀ 44 mm
- dimmiabile
AL4010 (1..2) IP20 PUSH 0/1..10V ⌀ 72 mm
ALD450 (1) IP20 DALI 2 PUSH ⌀ 36 mm
AL4151 (1..2) IP20 DALI 2 ⌀ 72 mm
AL4153 (1..2) IP20 PUSH IGBT-TRIAC ⌀ 56 mm
AL6050 (1) IP67 DALI 2 ⌀ 44 mm
AL8050 (1..2) IP67 DALI 2 ⌀ 48 mm

ELF 6

design: Roberto Mantovani



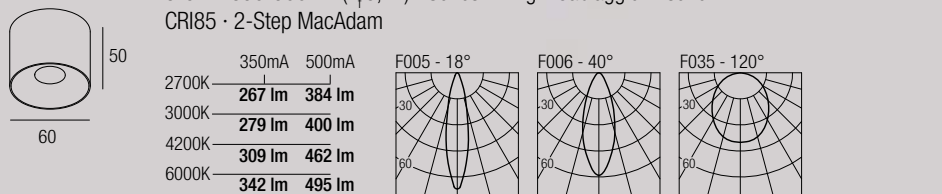
DATASHEET ▶

INSTALLATION MANUAL ▶

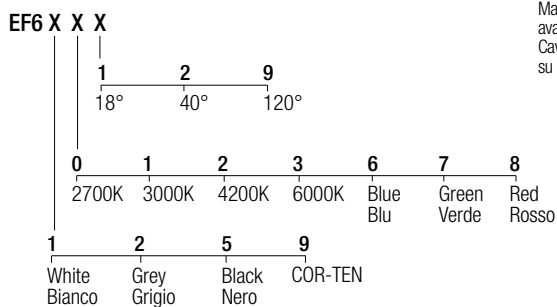
CERTIFICATIONS ▶

LDT-IES ▶ DRAWINGS ▶

Ceiling mounted luminaire
 3-6W · 350-500mA (V_i 8,7V) · Series wiring - Cablaggio in serie
 CRI85 · 2-Step MacAdam



Code Construction - Costruzione del codice



Note - Nota
 Made-to-measure cable available on request.
 Cavo a misura disponibile su richiesta.

Accessories - Accessori

- LEF601**
 Low luminance louver
 Filtro antiabbagliamento
- Note - Nota
 The filter must be ordered together with the lighting fixture.
 Il filtro deve essere ordinato congiuntamente all'apparecchio.

Drivers - Alimentatori 350mA

- on/off
AL1034 (1..3) IP20 ⌀ 30 mm
AL1035 (1..3) IP20 ⌀ 40 mm
AL1037 (1..5) IP20 S.P. ⌀ 55 mm
AL9011 (1..4) IP67 ⌀ 44 mm
- dimmiabile
AL4000 (1..4) IP20 PUSH 0/1..10V ⌀ 72 mm
ALD435 (1..3) IP20 DALI 2 PUSH ⌀ 36 mm
AL4051 (1..4) IP20 DALI 2 ⌀ 72 mm
AL4053 (1..4) IP20 PUSH IGBT-TRIAC ⌀ 56 mm
AL6035 (1..3) IP67 DALI 2 ⌀ 44 mm
AL8035 (2..4) IP67 DALI 2 ⌀ 48 mm

Drivers - Alimentatori 500mA

- on/off
AL1074 (1..2) IP20 ⌀ 30 mm
AL1077 (1..2) IP20 ⌀ 40 mm
AL1084 (1..3) IP20 S.P. ⌀ 55 mm
AL9051 (1..3) IP67 ⌀ 44 mm
- dimmiabile
AL4010 (1..4) IP20 PUSH 0/1..10V ⌀ 72 mm
ALD450 (1..2) IP20 DALI 2 PUSH ⌀ 36 mm
AL4151 (1..4) IP20 DALI 2 ⌀ 72 mm
AL4153 (1..4) IP20 PUSH IGBT-TRIAC ⌀ 56 mm
AL6050 (1..2) IP67 DALI 2 ⌀ 44 mm
AL8050 (2..4) IP67 DALI 2 ⌀ 48 mm

ELF 724

design: Roberto Mantovani



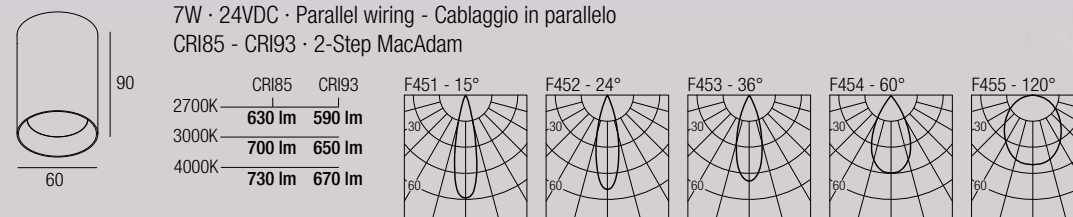
DATASHEET ▶

INSTALLATION MANUAL ▶

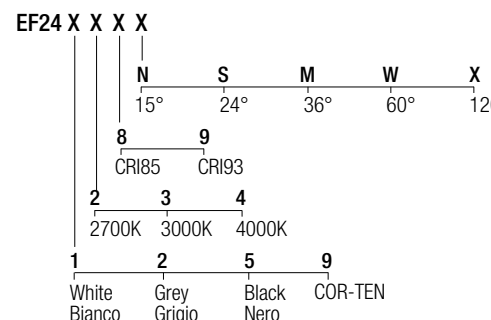
CERTIFICATIONS ▶

LDT-IES ▶ DRAWINGS ▶

Ceiling mounted luminaire
 7W · 24VDC · Parallel wiring - Cablaggio in parallelo
 CRI85 · CRI93 · 2-Step MacAdam



Code Construction - Costruzione del codice



Note - Nota
 Made-to-measure cable available on request.
 Cavo a misura disponibile su richiesta.

Accessories - Accessori

- LEF2401**
 Low luminance louver
 Filtro antiabbagliamento
- Note - Nota
 The filter must be ordered together with the lighting fixture.
 Il filtro deve essere ordinato congiuntamente all'apparecchio.

Drivers - Alimentatori 24VDC

- on/off
AL2124 (1) IP20 ⌀ 28 mm
AL2012 (1..3) IP20 ⌀ 60 mm
AL2031 (1..10) IP20 ⌀ 70 mm
AL2040 (1..21) IP20 ⌀ 80 mm
AL9222 (1..5) IP67 ⌀ 44 mm
AL9231 (1..10) IP67 ⌀ 85 mm
AL9240 (1..21) IP67 ⌀ 85 mm
- dimmiabile
AL5012 (1..3) IP20 DALI 2 PUSH 0/1..10V ⌀ 45 mm
AL5241 (1..14) IP20 DALI 2 PUSH ⌀ 70 mm
AL8012 (1..3) IP67 DALI 2 ⌀ 48 mm
- dimming module
AL7035 IP20 DALI 2 PUSH 0/1..10V ⌀ 44 mm
- Note - Nota
 Dimming module AL7035 to be used in combination with a 24VDC power supply.
 Modulo di dimmerazione AL7035 da utilizzare in combinazione con un alimentatore 24VDC.

ART

design: Roberto Mantovani



[DATASHEET](#)

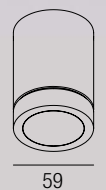
[INSTALLATION MANUAL](#)

[CERTIFICATIONS](#)

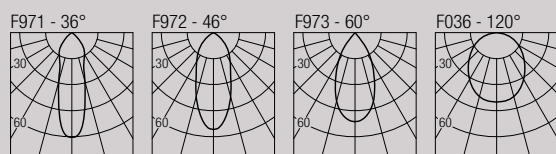
[LDT-IES](#) [DRAWINGS](#)

Ceiling mounted luminaire

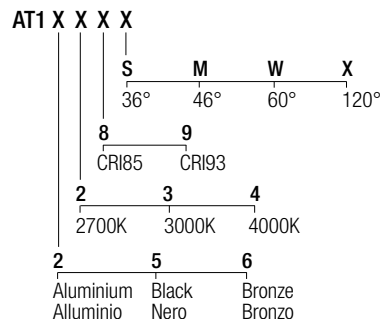
7W · 24VDC · Parallel wiring - Cablaggio in parallelo
CRI85 - CRI93 · 2-Step MacAdam



	CRI85	CRI93
2700K	630 lm	590 lm
3000K	700 lm	650 lm
4000K	730 lm	670 lm



Code Construction - Costruzione del codice



Note - Nota
Made-to-measure cable available on request.
Cavo a misura disponibile su richiesta.

Accessories - Accessori

LAT101
Low luminance louver
Filtro antiabbagliamento

Note - Nota
The filter must be ordered together with the lighting fixture.
Il filtro deve essere ordinato congiuntamente all'apparecchio.

Drivers - Alimentatori 24VDC

- on/off
- AL2124 (1) IP20 \varnothing 28 mm
 - AL2012 (1..3) IP20 \varnothing 60 mm
 - AL2031 (1..10) IP20 \varnothing 70 mm
 - AL2040 (1..21) IP20 \varnothing 80 mm
 - AL9222 (1..5) IP67 \varnothing 44 mm
 - AL9231 (1..10) IP67 \varnothing 85 mm
 - AL9240 (1..21) IP67 \varnothing 85 mm
- dimming module
- AL5012 (1..3) IP20 DALI 2 PUSH 0/1..10V \varnothing 45 mm
 - AL5241 (1..14) IP20 DALI 2 PUSH \varnothing 70 mm
 - AL8012 (1..3) IP67 DALI 2 \varnothing 48 mm
- dimming module
- AL7035 IP20 DALI 2 PUSH 0/1..10V \varnothing 44 mm
- Note - Nota
Dimming module AL7035 to be used in combination with a 24VDC power supply.
Modulo di dimmerazione AL7035 da utilizzare in combinazione con un alimentatore 24VDC.

SASABUNE

design: Lapo Grassellini



[DATASHEET](#)

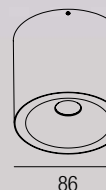
[INSTALLATION MANUAL](#)

[CERTIFICATIONS](#)

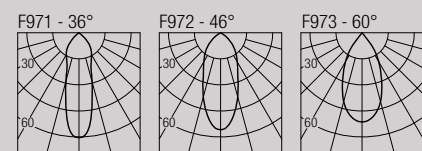
[LDT-IES](#) [DRAWINGS](#)

Ceiling mounted luminaire

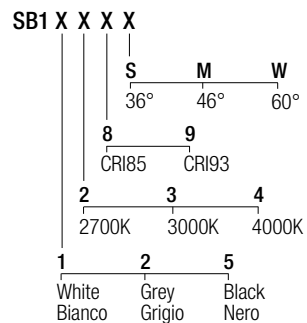
8W · 230VAC
CRI85 - CRI93 · 2-Step MacAdam



	CRI85	CRI93
2700K	730 lm	690 lm
3000K	830 lm	770 lm
4000K	860 lm	790 lm



Code Construction - Costruzione del codice



LEV S7

design: Roberto Mantovani



[DATASHEET](#)

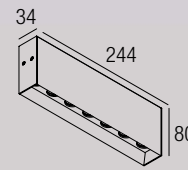
[INSTALLATION MANUAL](#)

[CERTIFICATIONS](#)

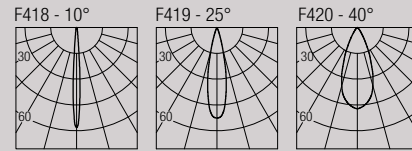
[LDT-IES](#) [DRAWINGS](#)

Ceiling mounted luminaire

7W · 24VDC · Parallel wiring - Cablaggio in parallelo
CRI85 · 2-Step MacAdam



2700K — 623 lm
3000K — 651 lm
4200K — 721 lm



Code Construction - Costruzione del codice

LVS1 X X X				
	S	M	W	
	10°	25°	40°	
2	3	4		
	2700K	3000K	4200K	
1	5			
White	Black			
Bianco	Nero			

Drivers - Alimentatori 24VDC

on/off
AL2124 (1) IP20 ⌀ 28 mm
AL2012 (1..3) IP20 ⌀ 60 mm
AL2031 (1..10) IP20 ⌀ 70 mm
AL2040 (1..21) IP20 ⌀ 80 mm
 dimmable
AL5012 (1..3) IP20 DALI 2 PUSH 0/1..10V ⌀ 45 mm
AL5241 (1..14) IP20 DALI 2 PUSH ⌀ 70 mm
 dimming module
AL7035 IP20 DALI 2 PUSH 0/1..10V ⌀ 44 mm
 Note - Nota
 Dimming module AL7035 to be used in combination with a 24VDC power supply.
 Modulo di dimmerazione AL7035 da utilizzare in combinazione con un alimentatore 24VDC.

LEV S14

design: Roberto Mantovani



[DATASHEET](#)

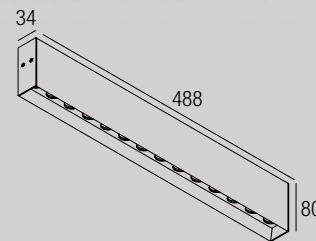
[INSTALLATION MANUAL](#)

[CERTIFICATIONS](#)

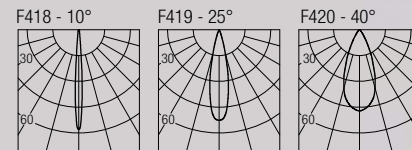
[LDT-IES](#) [DRAWINGS](#)

Ceiling mounted luminaire

14W · 24VDC · Parallel wiring - Cablaggio in parallelo
CRI85 · 2-Step MacAdam



2700K — 1246 lm
3000K — 1302 lm
4200K — 1442 lm



Code Construction - Costruzione del codice

LVS2 X X X				
	S	M	W	
	10°	25°	40°	
2	3	4		
	2700K	3000K	4200K	
1	5			
White	Black			
Bianco	Nero			

Drivers - Alimentatori 24VDC

on/off
AL2012 (1) IP20 ⌀ 60 mm
AL2031 (1..5) IP20 ⌀ 70 mm
AL2040 (1..10) IP20 ⌀ 80 mm
 dimmable
AL5012 (1) IP20 DALI 2 PUSH 0/1..10V ⌀ 45 mm
AL5241 (1..7) IP20 DALI 2 PUSH ⌀ 70 mm
 dimming module
AL7035 IP20 DALI 2 PUSH 0/1..10V ⌀ 44 mm
 Note - Nota
 Dimming module AL7035 to be used in combination with a 24VDC power supply.
 Modulo di dimmerazione AL7035 da utilizzare in combinazione con un alimentatore 24VDC.



KELLER S

design: Roberto Mantovani



[DATASHEET](#)

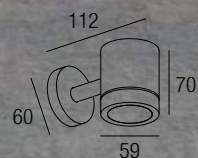
[INSTALLATION MANUAL](#)

[CERTIFICATIONS](#)

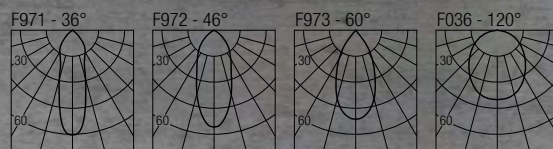
[LDT-IES](#) [DRAWINGS](#)

Wall mounted luminaire

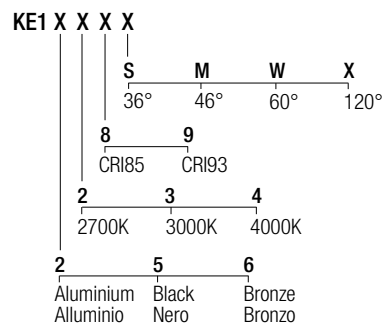
7W · 24VDC · Parallel wiring - Cablaggio in parallelo
CRI85 - CRI93 · 2-Step MacAdam



	CRI85	CRI93
2700K	630 lm	590 lm
3000K	700 lm	650 lm
4000K	730 lm	670 lm



Code Construction - Costruzione del codice



Note - Nota
Made-to-measure cable available on request.
Cavo a misura disponibile su richiesta.

Accessories - Accessori

LKE101
Low luminance louver
Filtro antiabbagliamento

Note - Nota
The filter must be ordered together with the lighting fixture.
Il filtro deve essere ordinato congiuntamente all'apparecchio.

Drivers - Alimentatori 24VDC

on/off
AL2124 (1) IP20 \varnothing 28 mm
AL2012 (1..3) IP20 \varnothing 60 mm
AL2031 (1..10) IP20 \varnothing 70 mm
AL2040 (1..21) IP20 \varnothing 80 mm
AL9222 (1..5) IP67 \varnothing 44 mm
AL9231 (1..10) IP67 \varnothing 85 mm
AL9240 (1..21) IP67 \varnothing 85 mm

dimmmable
AL5012 (1..3) IP20 DALI 2 PUSH 0/1..10V \varnothing 45 mm
AL5241 (1..14) IP20 DALI 2 PUSH \varnothing 70 mm
AL8012 (1..3) IP67 DALI 2 \varnothing 48 mm

dimming module
AL7035 IP20 DALI 2 PUSH 0/1..10V \varnothing 44 mm

Note - Nota
Dimming module AL7035 to be used in combination with a 24VDC power supply.
Modulo di dimmerazione AL7035 da utilizzare in combinazione con un alimentatore 24VDC.

KELLER D

design: Roberto Mantovani



[DATASHEET](#)

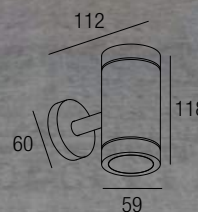
[INSTALLATION MANUAL](#)

[CERTIFICATIONS](#)

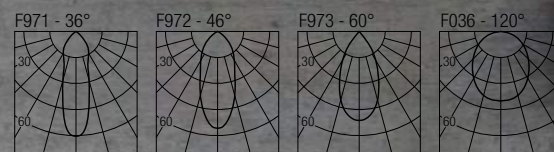
[LDT-IES](#) [DRAWINGS](#)

Wall mounted luminaire

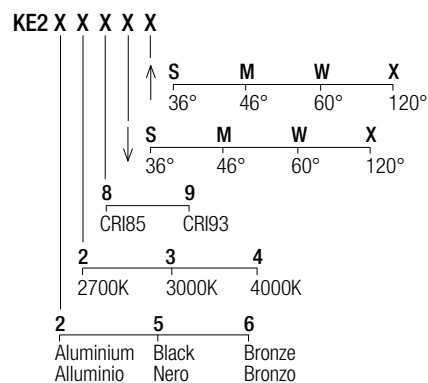
2x7W · 24VDC · Parallel wiring - Cablaggio in parallelo
CRI85 - CRI93 · 2-Step MacAdam



	CRI85	CRI93
2700K	2 x 630 lm	2 x 590 lm
3000K	2 x 700 lm	2 x 650 lm
4000K	2 x 730 lm	2 x 670 lm



Code Construction - Costruzione del codice



Note - Nota
Made-to-measure cable available on request.
Cavo a misura disponibile su richiesta.

Accessories - Accessori

LKE201 (2pcs)
Low luminance louver
Filtro antiabbagliamento

Note - Nota
The filter must be ordered together with the lighting fixture.
Il filtro deve essere ordinato congiuntamente all'apparecchio.

Drivers - Alimentatori 24VDC

on/off
AL2012 (1) IP20 \varnothing 60 mm
AL2031 (1..5) IP20 \varnothing 70 mm
AL2040 (1..10) IP20 \varnothing 80 mm
AL9222 (1..2) IP67 \varnothing 44 mm
AL9231 (1..5) IP67 \varnothing 85 mm
AL9240 (1..10) IP67 \varnothing 85 mm

dimmmable
AL5012 (1) IP20 DALI 2 PUSH 0/1..10V \varnothing 45 mm
AL5241 (1..7) IP20 DALI 2 PUSH \varnothing 70 mm
AL8012 (1) IP67 DALI 2 \varnothing 48 mm

dimming module
AL7035 IP20 DALI 2 PUSH 0/1..10V \varnothing 44 mm

Note - Nota
Dimming module AL7035 to be used in combination with a 24VDC power supply.
Modulo di dimmerazione AL7035 da utilizzare in combinazione con un alimentatore 24VDC.



MARUPE 12

design: Roberto Mantovani

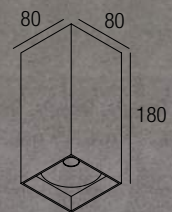


[DATASHEET](#)

[INSTALLATION MANUAL](#)

[CERTIFICATIONS](#)

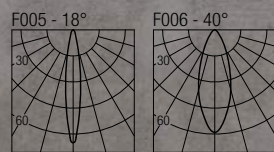
[LDT-IES](#) [DRAWINGS](#)



Wall mounted luminaire

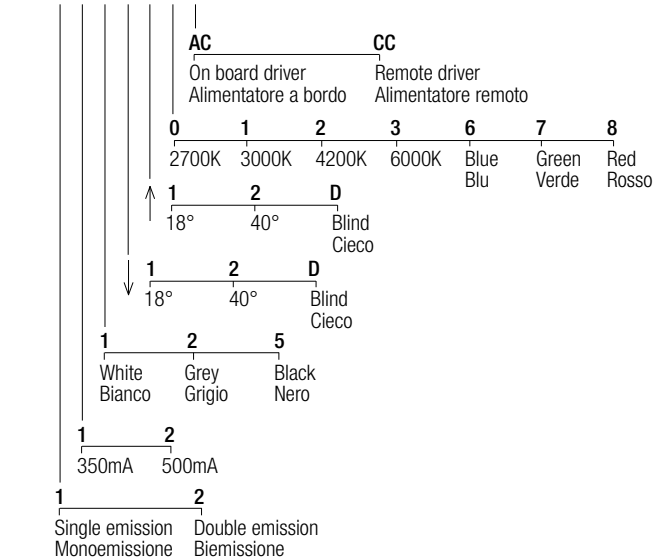
3-6W (single) 6-12W (double) · 230VAC (AC) · 350-500mA (V, 8,7-17,4V) (CC)
Series wiring - Cablaggio in serie (CC) · CRI85 · 2-Step MacAdam

	350mA	500mA
2700K	267 lm	384 lm
3000K	279 lm	400 lm
4200K	309 lm	462 lm
6000K	342 lm	495 lm



Code Construction - Costruzione del codice

MW X X X X X X X



Drivers - Alimentatori 350mA

- CC versions only - Solo per versioni CC
on/off
AL1034 (1..3/1) IP20 ⌀ 30 mm
AL1035 (1..3/1) IP20 ⌀ 40 mm
AL1037 (1..5/1..2) IP20 S.P. ⌀ 55 mm
dimmable
AL4000 (1..4/1..2) IP20 PUSH 0/1..10V ⌀ 72 mm
ALD435 (1..3/1..2) IP20 DALI 2 PUSH ⌀ 36 mm
AL4051 (1..4/1..2) IP20 DALI 2 ⌀ 72 mm
AL4053 (1..4/1..2) IP20 PUSH IGBT-TRIAC ⌀ 56 mm

Drivers - Alimentatori 500mA

- CC versions only - Solo per versioni CC
on/off
AL1074 (1..2/1) IP20 ⌀ 30 mm
AL1077 (1..2/1) IP20 ⌀ 40 mm
AL1084 (1..3/1) IP20 S.P. ⌀ 55 mm
dimmable
AL4010 (1..4/1..2) IP20 PUSH 0/1..10V ⌀ 72 mm
ALD450 (1..2/1) IP20 DALI 2 PUSH ⌀ 36 mm
AL4151 (1..4/1..2) IP20 DALI 2 ⌀ 72 mm
AL4153 (1..4/1..2) IP20 PUSH IGBT-TRIAC ⌀ 56 mm

GAGA

design: Lapo Grassellini

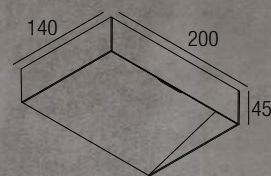


[DATASHEET](#)

[INSTALLATION MANUAL](#)

[CERTIFICATIONS](#)

[LDT-IES](#) [DRAWINGS](#)



Wall mounted luminaire

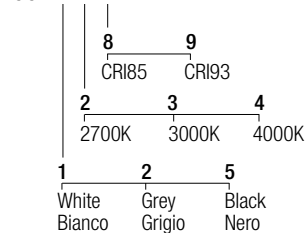
2x10W · 230VAC · Dimmable IGBT-TRIAC - Dimmerabile IGBT-TRIAC
CRI85 - CRI93 · 2-Step MacAdam

	CRI85	CRI93
2700K	2 x 890 lm	2 x 840 lm
3000K	2 x 1000 lm	2 x 930 lm
4000K	2 x 1040 lm	2 x 960 lm



Code Construction - Costruzione del codice

GG1 X X X



HULA

design: Lapo Grassellini

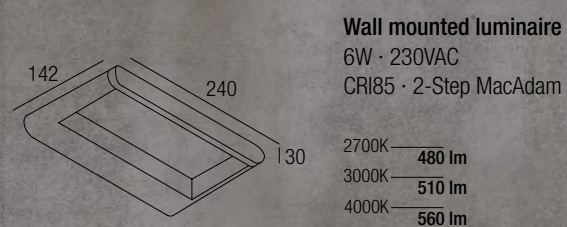
IP65

DATASHEET

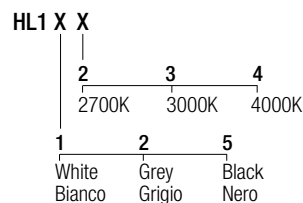
INSTALLATION MANUAL

CERTIFICATIONS

LDT-IES DRAWINGS



Code Construction - Costruzione del codice



CADMO 6

design: Roberto Mantovani

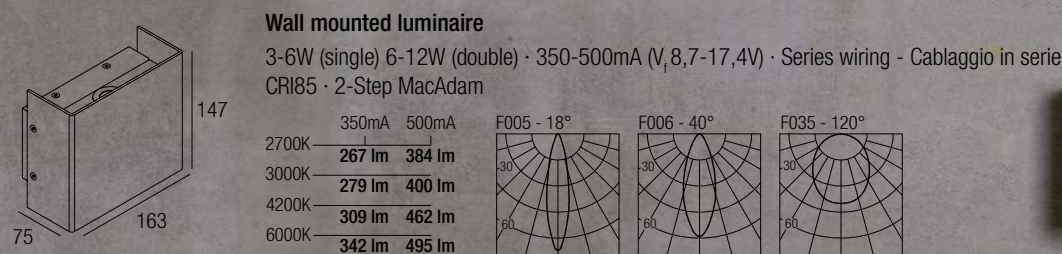
IP65

DATASHEET

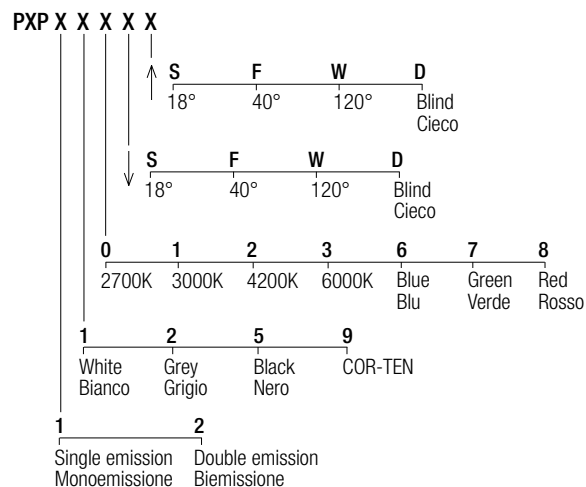
INSTALLATION MANUAL

CERTIFICATIONS

LDT-IES DRAWINGS



Code Construction - Costruzione del codice



Drivers - Alimentatori 350mA

- on/off
- AL1034 (1..3/1) IP20 ⌀30 mm
 - AL1035 (1..3/1) IP20 ⌀40 mm
 - AL1037 (1..5/1..2) IP20 S.P. ⌀55 mm
 - AL9011 (1..4/1..2) IP67 ⌀44 mm
- dimmmable
- AL4000 (1..4/1..2) IP20 PUSH 0/1..10V ⌀72 mm
 - ALD435 (1..3/1..2) IP20 DALI 2 PUSH ⌀36 mm
 - AL4051 (1..4/1..2) IP20 DALI 2 ⌀72 mm
 - AL4053 (1..4/1..2) IP20 PUSH IGBT-TRIAC ⌀56 mm
 - AL6035 (1..3/1) IP67 DALI 2 ⌀44 mm
 - AL8035 (2..4/1..2) IP67 DALI 2 ⌀48 mm

Drivers - Alimentatori 500mA

- on/off
- AL1074 (1..2/1) IP20 ⌀30 mm
 - AL1077 (1..2/1) IP20 ⌀40 mm
 - AL1084 (1..3/1) IP20 S.P. ⌀55 mm
 - AL9051 (1..3/1) IP67 ⌀44 mm
- dimmmable
- AL4010 (1..4/1..2) IP20 PUSH 0/1..10V ⌀72 mm
 - ALD450 (1..2/1) IP20 DALI 2 PUSH ⌀36 mm
 - AL4151 (1..4/1..2) IP20 DALI 2 ⌀72 mm
 - AL4153 (1..4/1..2) IP20 PUSH IGBT-TRIAC ⌀56 mm
 - AL6050 (1..2/1) IP67 DALI 2 ⌀44 mm
 - AL8050 (2..4/1..2) IP67 DALI 2 ⌀48 mm



PUCK

design: Roberto Mantovani



[DATASHEET](#)

[INSTALLATION MANUAL](#)

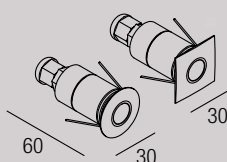
[CERTIFICATIONS](#)

[LDT-IES](#) [DRAWINGS](#)

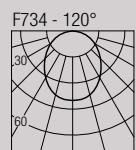
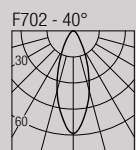
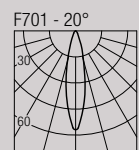


Flush optic IP-rated downlight

1W · 350mA (V, 2,9V) · Series wiring - Cablaggio in serie
CRI85 · 2-Step MacAdam



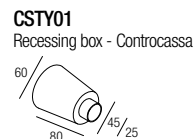
2700K	101 lm
3000K	109 lm
4200K	116 lm
6000K	132 lm



Code Construction - Costruzione del codice

PK	X	X	X	X						
	B	G	N	K	Z					
	White Bianco	Grey Grigio	Black Nero	COR-TEN	INOX Steel AISI 316L					
	0	1	2	3	6	7	8			
	2700K	3000K	4200K	6000K	Blue Blu	Green Verde	Red Rosso			
	1	2	9							
	20°	40°	120°							
	1	2								
	Round Tondo	Square Quadrato								

Accessories - Accessori



Drivers - Alimentatori 350mA

- on/off
- AL1034 (1..11) IP20 ⌀ 30 mm
 - AL1035 (1..11) IP20 ⌀ 40 mm
 - AL1037 (1..16) IP20 S.P. ⌀ 55 mm
 - AL9011 (1..12) IP67 ⌀ 44 mm
- dimnable
- AL4000 (1..12) IP20 PUSH 0/1..10V ⌀ 72 mm
 - ALD435 (1..11) IP20 DALI 2 PUSH ⌀ 36 mm
 - AL4051 (2..14) IP20 DALI 2 ⌀ 72 mm
 - AL4053 (1..14) IP20 PUSH IGBT-TRIAC ⌀ 56 mm
 - AL6035 (2..8) IP67 DALI 2 ⌀ 44 mm
 - AL8035 (4..16) IP67 DALI 2 ⌀ 48 mm

TYTUS

design: Roberto Mantovani



[DATASHEET](#)

[INSTALLATION MANUAL](#)

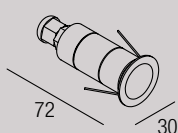
[CERTIFICATIONS](#)

[LDT-IES](#) [DRAWINGS](#)

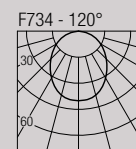
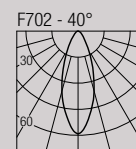
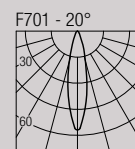


Recessed optic IP-rated downlight

1W · 350mA (V, 2,9V) · Series wiring - Cablaggio in serie
CRI85 · 2-Step MacAdam



2700K	101 lm
3000K	109 lm
4200K	116 lm
6000K	132 lm




Code Construction - Costruzione del codice

TYU	X	X	X						
	B	G	N	K					
	White Bianco	Grey Grigio	Black Nero	COR-TEN					
	0	1	2	3	6	7	8		
	2700K	3000K	4200K	6000K	Blue Blu	Green Verde	Red Rosso		
	1	2	9						
	20°	40°	120°						

Drivers - Alimentatori 350mA

- on/off
- AL1034 (1..11) IP20 ⌀ 30 mm
 - AL1035 (1..11) IP20 ⌀ 40 mm
 - AL1037 (1..16) IP20 S.P. ⌀ 55 mm
 - AL9011 (1..12) IP67 ⌀ 44 mm
- dimnable
- AL4000 (1..12) IP20 PUSH 0/1..10V ⌀ 72 mm
 - ALD435 (1..11) IP20 DALI 2 PUSH ⌀ 36 mm
 - AL4051 (2..14) IP20 DALI 2 ⌀ 72 mm
 - AL4053 (1..14) IP20 PUSH IGBT-TRIAC ⌀ 56 mm
 - AL6035 (2..8) IP67 DALI 2 ⌀ 44 mm
 - AL8035 (4..16) IP67 DALI 2 ⌀ 48 mm



TYZAN

design: Roberto Mantovani



[DATASHEET](#)

[INSTALLATION MANUAL](#)

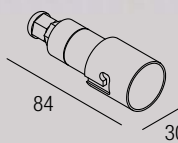
[CERTIFICATIONS](#)

[LDT-IES](#) [DRAWINGS](#)

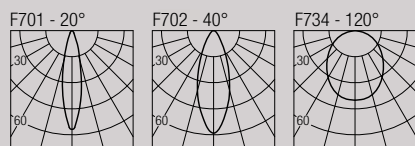


Trimless IP-rated downlight

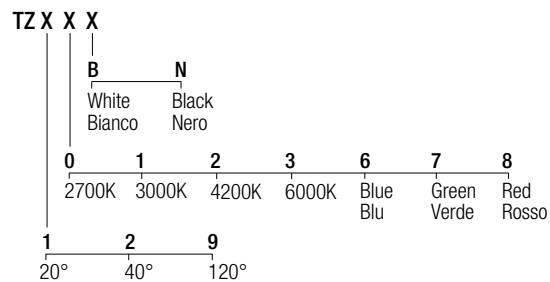
1W · 350mA (V, 2,9V) · Series wiring - Cablaggio in serie
CRI85 · 2-Step MacAdam



2700K — 101 lm
3000K — 109 lm
4200K — 116 lm
6000K — 132 lm

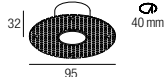


Code Construction - Costruzione del codice



Accessories - Accessori

ZQC001 White - Bianco
ZQC001B Black - Nero
Plasterboard recessing frame
Flangia per cartongesso



Drivers - Alimentatori 350mA

on/off
AL1034 (1..11) IP20 ⌀ 30 mm
AL1035 (1..11) IP20 ⌀ 40 mm
AL1037 (1..16) IP20 S.P. ⌀ 55 mm
AL9011 (1..12) IP67 ⌀ 44 mm

dimmable
AL4000 (1..12) IP20 PUSH 0/1..10V ⌀ 72 mm
ALD435 (1..11) IP20 DALI 2 PUSH ⌀ 36 mm
AL4051 (2..14) IP20 DALI 2 ⌀ 72 mm
AL4053 (1..14) IP20 PUSH IGBT-TRIAC ⌀ 56 mm
AL6035 (2..8) IP67 DALI 2 ⌀ 44 mm
AL8035 (4..16) IP67 DALI 2 ⌀ 48 mm

HANS

design: Roberto Mantovani



[DATASHEET](#)

[INSTALLATION MANUAL](#)

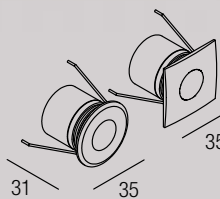
[CERTIFICATIONS](#)

[LDT-IES](#) [DRAWINGS](#)

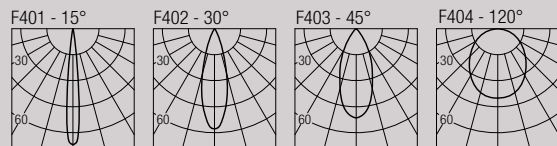


Flush optic IP-rated downlight

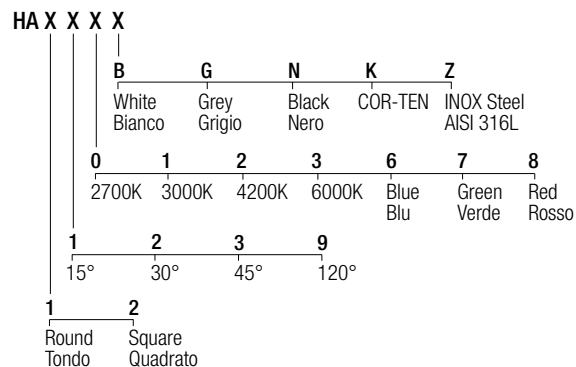
1W · 350mA (V, 2,9V) · Series wiring - Cablaggio in serie
CRI85 · 2-Step MacAdam



2700K — 101 lm
3000K — 109 lm
4200K — 116 lm
6000K — 132 lm

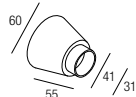


Code Construction - Costruzione del codice



Accessories - Accessori

CSLN01
Recessing box - Controcassa



LHA01
Low luminance louver
Filtro antabbagliamento



Note - Nota
The filter must be ordered together with the lighting fixture.
Il filtro deve essere ordinato congiuntamente all'apparecchio.

Drivers - Alimentatori 350mA

on/off
AL1034 (1..11) IP20 ⌀ 30 mm
AL1035 (1..11) IP20 ⌀ 40 mm
AL1037 (1..16) IP20 S.P. ⌀ 55 mm
AL9011 (1..12) IP67 ⌀ 44 mm

dimmable
AL4000 (1..12) IP20 PUSH 0/1..10V ⌀ 72 mm
ALD435 (1..11) IP20 DALI 2 PUSH ⌀ 36 mm
AL4051 (2..14) IP20 DALI 2 ⌀ 72 mm
AL4053 (1..14) IP20 PUSH IGBT-TRIAC ⌀ 56 mm
AL6035 (2..8) IP67 DALI 2 ⌀ 44 mm
AL8035 (4..16) IP67 DALI 2 ⌀ 48 mm



LOTUS 2

design: Roberto Mantovani

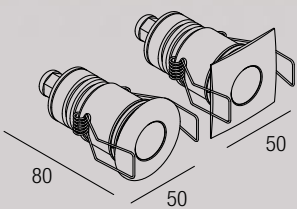


[DATASHEET](#)

[INSTALLATION MANUAL](#)

[CERTIFICATIONS](#)

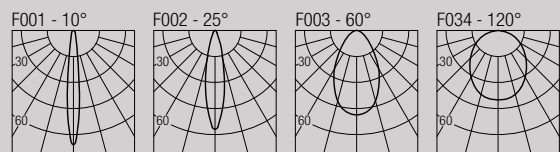
[LDT-IES](#) [DRAWINGS](#)



Flush optic IP-rated downlight

1-2W · 350-500mA (V_i 2,9V) · Series wiring - Cablaggio in serie
CRI85 · 2-Step MacAdam

	350mA	500mA
2700K	89 lm	126 lm
3000K	93 lm	133 lm
4200K	103 lm	154 lm
6000K	114 lm	165 lm



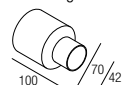
Code Construction - Costruzione del codice

LT1 X X X X

LT1	X	X	X	X
0	B	G	N	K
0	White Bianco	Grey Grigio	Black Nero	COR-TEN
1				Z
1				INOX Steel AISI 316L
2	0	1	2	3
2	2700K	3000K	4200K	6000K
3	6	7	8	
3	Blue Blu	Green Verde	Red Rosso	
4	0	1	2	9
4	10°	25°	60°	120°
5	1	2		
5	Round Tondo	Square Quadrato		

Accessories - Accessori

CSXT01
Recessing box - Controcassa



LLT101
Low luminance louver
Filtro antiabbagliamento



Note - Nota
The filter must be ordered together with the lighting fixture. Il filtro deve essere ordinato congiuntamente all'apparecchio.

Drivers - Alimentatori 350mA

on/off
AL1034 (1..11) IP20 ⌀ 30 mm
AL1035 (1..11) IP20 ⌀ 40 mm
AL1037 (1..16) IP20 S.P. ⌀ 55 mm
AL9011 (1..12) IP67 ⌀ 44 mm

dimmmable
AL4000 (1..12) IP20 PUSH 0/1..10V ⌀ 72 mm
ALD435 (1..11) IP20 DALI 2 PUSH ⌀ 36 mm
AL4051 (2..14) IP20 DALI 2 ⌀ 72 mm
AL4053 (1..14) IP20 PUSH IGBT-TRIAC ⌀ 56 mm
AL6035 (2..8) IP67 DALI 2 ⌀ 44 mm
AL8035 (4..16) IP67 DALI 2 ⌀ 48 mm

Drivers - Alimentatori 500mA

on/off
AL1074 (1..7) IP20 ⌀ 30 mm
AL1077 (1..6) IP20 ⌀ 40 mm
AL1084 (1..11) IP20 S.P. ⌀ 55 mm
AL9051 (1..11) IP67 ⌀ 44 mm

dimmmable
AL4010 (1..12) IP20 PUSH 0/1..10V ⌀ 72 mm
ALD450 (1..7) IP20 DALI 2 PUSH ⌀ 36 mm
AL4151 (2..14) IP20 DALI 2 ⌀ 72 mm
AL4153 (1..14) IP20 PUSH IGBT-TRIAC ⌀ 56 mm
AL6050 (2..6) IP67 DALI 2 ⌀ 44 mm
AL8050 (4..16) IP67 DALI 2 ⌀ 48 mm

LOTUS 6

design: Roberto Mantovani

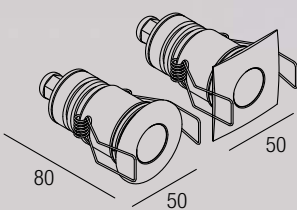


[DATASHEET](#)

[INSTALLATION MANUAL](#)

[CERTIFICATIONS](#)

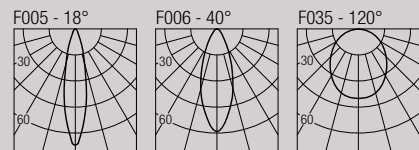
[LDT-IES](#) [DRAWINGS](#)



Flush optic IP-rated downlight

3-6W · 350-500mA (V_i 8,7V) · Series wiring - Cablaggio in serie
CRI85 · 2-Step MacAdam

	350mA	500mA
2700K	267 lm	384 lm
3000K	279 lm	400 lm
4200K	309 lm	462 lm
6000K	342 lm	495 lm



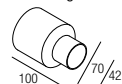
Code Construction - Costruzione del codice

LT2 X X X X

LT2	X	X	X	X
0	B	G	N	K
0	White Bianco	Grey Grigio	Black Nero	COR-TEN
1				Z
1				INOX Steel AISI 316L
2	0	1	2	3
2	2700K	3000K	4200K	6000K
3	6	7	8	
3	Blue Blu	Green Verde	Red Rosso	
4	1	2	9	
4	18°	40°	120°	
5	1	2		
5	Round Tondo	Square Quadrato		

Accessories - Accessori

CSXT01
Recessing box - Controcassa



LLT201
Low luminance louver
Filtro antiabbagliamento



Note - Nota
The filter must be ordered together with the lighting fixture. Il filtro deve essere ordinato congiuntamente all'apparecchio.

Drivers - Alimentatori 350mA


on/off
AL1034 (1..3) IP20 ⌀ 30 mm
AL1035 (1..3) IP20 ⌀ 40 mm
AL1037 (1..5) IP20 S.P. ⌀ 55 mm
AL9011 (1..4) IP67 ⌀ 44 mm

dimmmable
AL4000 (1..4) IP20 PUSH 0/1..10V ⌀ 72 mm
ALD435 (1..3) IP20 DALI 2 PUSH ⌀ 36 mm
AL4051 (1..4) IP20 DALI 2 ⌀ 72 mm
AL4053 (1..4) IP20 PUSH IGBT-TRIAC ⌀ 56 mm
AL6035 (1..3) IP67 DALI 2 ⌀ 44 mm
AL8035 (2..4) IP67 DALI 2 ⌀ 48 mm

Drivers - Alimentatori 500mA

on/off
AL1074 (1..2) IP20 ⌀ 30 mm
AL1077 (1..2) IP20 ⌀ 40 mm
AL1084 (1..3) IP20 S.P. ⌀ 55 mm
AL9051 (1..3) IP67 ⌀ 44 mm

dimmmable
AL4010 (1..4) IP20 PUSH 0/1..10V ⌀ 72 mm
ALD450 (1..2) IP20 DALI 2 PUSH ⌀ 36 mm
AL4151 (1..4) IP20 DALI 2 ⌀ 72 mm
AL4153 (1..4) IP20 PUSH IGBT-TRIAC ⌀ 56 mm
AL6050 (1..2) IP67 DALI 2 ⌀ 44 mm
AL8050 (2..4) IP67 DALI 2 ⌀ 48 mm



LOTUS 6 EVO

design: Roberto Mantovani

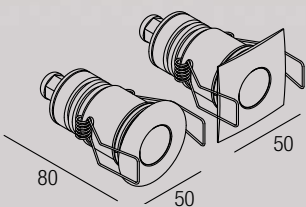


[DATASHEET](#)

[INSTALLATION MANUAL](#)

[CERTIFICATIONS](#)

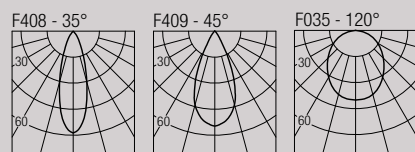
[LDT-IES](#) [DRAWINGS](#)



Flush optic IP-rated downlight

6W · 500mA (V_i 9V) · Series wiring - Cablaggio in serie
CRI98 · 2-Step MacAdam

2700K	540 lm
3000K	600 lm
4000K	620 lm



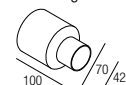
Code Construction - Costruzione del codice

LTE X X X X

B	G	N	K	Z
White Bianco	Grey Grigio	Black Nero	COR-TEN	INOX Steel AISI 316L
2	3	4		
2700K	3000K	4000K		
S	M	W		
35°	45°	120°		
1	2			
Round Tondo	Square Quadrato			

Accessories - Accessori

CSXT01
Recessing box - Controcassa



LLTE01
Low luminance louver
Filtro antiabbagliamento



Note - Nota
The filter must be ordered together with the lighting fixture. Il filtro deve essere ordinato congiuntamente all'apparecchio.

Drivers - Alimentatori 500mA

- on/off
- AL1074** (1..2) IP20 ⌀ 30 mm
 - AL1077** (1..2) IP20 ⌀ 40 mm
 - AL1084** (1..3) IP20 S.P. ⌀ 55 mm
 - AL9051** (1..3) IP67 ⌀ 44 mm
- dimnable
- AL4010** (1..4) IP20 PUSH 0/1..10V ⌀ 72 mm
 - ALD450** (1..2) IP20 DALI 2 PUSH ⌀ 36 mm
 - AL4151** (1..4) IP20 DALI 2 ⌀ 72 mm
 - AL4153** (1..4) IP20 PUSH IGBT-TRIAC ⌀ 56 mm
 - AL6050** (1..2) IP67 DALI 2 ⌀ 44 mm
 - AL8050** (2..4) IP67 DALI 2 ⌀ 48 mm

BABUS 2

design: Roberto Mantovani

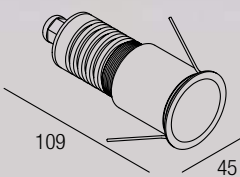


[DATASHEET](#)

[INSTALLATION MANUAL](#)

[CERTIFICATIONS](#)

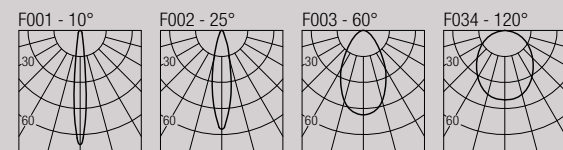
[LDT-IES](#) [DRAWINGS](#)



Recessed optic IP-rated downlight

1-2W · 350-500mA (V_i 2,9V) · Series wiring - Cablaggio in serie
CRI85 · 2-Step MacAdam

	350mA	500mA
2700K	89 lm	128 lm
3000K	93 lm	133 lm
4200K	103 lm	154 lm
6000K	114 lm	165 lm



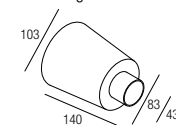
Code Construction - Costruzione del codice

BT1 X X X

B	G	N	K			
White Bianco	Grey Grigio	Black Nero	COR-TEN			
0	1	2	3	6	7	8
2700K	3000K	4200K	6000K	Blue Blu	Green Verde	Red Rosso
0	1	2	9			
10°	25°	60°	120°			

Accessories - Accessori

CSBU01
Recessing box - Controcassa



LBT101
Low luminance louver
Filtro antiabbagliamento



Note - Nota
The filter must be ordered together with the lighting fixture. Il filtro deve essere ordinato congiuntamente all'apparecchio.

Drivers - Alimentatori 350mA

- on/off
- AL1034** (1..11) IP20 ⌀ 30 mm
 - AL1035** (1..11) IP20 ⌀ 40 mm
 - AL1037** (1..16) IP20 S.P. ⌀ 55 mm
 - AL9011** (1..12) IP67 ⌀ 44 mm
- dimnable
- AL4000** (1..12) IP20 PUSH 0/1..10V ⌀ 72 mm
 - ALD435** (1..11) IP20 DALI 2 PUSH ⌀ 36 mm
 - AL4051** (2..14) IP20 DALI 2 ⌀ 72 mm
 - AL4053** (1..14) IP20 PUSH IGBT-TRIAC ⌀ 56 mm
 - AL6035** (2..8) IP67 DALI 2 ⌀ 44 mm
 - AL8035** (4..16) IP67 DALI 2 ⌀ 48 mm

Drivers - Alimentatori 500mA

- on/off
- AL1074** (1..7) IP20 ⌀ 30 mm
 - AL1077** (1..6) IP20 ⌀ 40 mm
 - AL1084** (1..11) IP20 S.P. ⌀ 55 mm
 - AL9051** (1..11) IP67 ⌀ 44 mm
- dimnable
- AL4010** (1..12) IP20 PUSH 0/1..10V ⌀ 72 mm
 - ALD450** (1..7) IP20 DALI 2 PUSH ⌀ 36 mm
 - AL4151** (2..14) IP20 DALI 2 ⌀ 72 mm
 - AL4153** (1..14) IP20 PUSH IGBT-TRIAC ⌀ 56 mm
 - AL6050** (2..6) IP67 DALI 2 ⌀ 44 mm
 - AL8050** (4..16) IP67 DALI 2 ⌀ 48 mm



BABUS 6

design: Roberto Mantovani



[DATASHEET](#)

[INSTALLATION MANUAL](#)

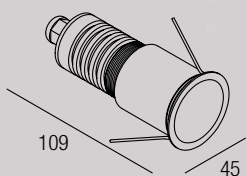
[CERTIFICATIONS](#)

[LDT-IES](#) [DRAWINGS](#)

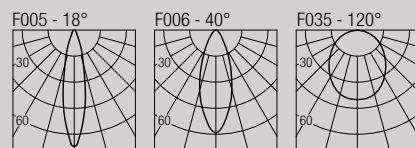


Recessed optic IP-rated downlight

3-6W · 350-500mA (V_i 8,7V) · Series wiring - Cablaggio in serie
CRI85 · 2-Step MacAdam



	350mA	500mA
2700K	267 lm	384 lm
3000K	279 lm	400 lm
4200K	309 lm	462 lm
6000K	342 lm	495 lm



Code Construction - Costruzione del codice

BT2 X X X

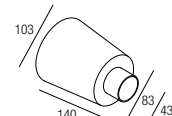
B	G	N	K
White Bianco	Grey Grigio	Black Nero	COR-TEN

0	1	2	3	6	7	8
2700K	3000K	4200K	6000K	Blue Blu	Green Verde	Red Rosso

1	2	9
18°	40°	120°

Accessories - Accessori

CSBU01
Recessing box - Controcassa



LBT201
Low luminance louver
Filtro antiabbagliamento



Note - Nota
The filter must be ordered together with the lighting fixture.
Il filtro deve essere ordinato congiuntamente all'apparecchio.

Drivers - Alimentatori 350mA

- on/off
- AL1034** (1..3) IP20 ⌀ 30 mm
 - AL1035** (1..3) IP20 ⌀ 40 mm
 - AL1037** (1..5) IP20 S.P. ⌀ 55 mm
 - AL9011** (1..4) IP67 ⌀ 44 mm
- dimnable
- AL4000** (1..4) IP20 PUSH 0/1..10V ⌀ 72 mm
 - ALD435** (1..3) IP20 DALI 2 PUSH ⌀ 36 mm
 - AL4051** (1..4) IP20 DALI 2 ⌀ 72 mm
 - AL4053** (1..4) IP20 PUSH IGBT-TRIAC ⌀ 56 mm
 - AL6035** (1..3) IP67 DALI 2 ⌀ 44 mm
 - AL8035** (2..4) IP67 DALI 2 ⌀ 48 mm

Drivers - Alimentatori 500mA

- on/off
- AL1074** (1..2) IP20 ⌀ 30 mm
 - AL1077** (1..2) IP20 ⌀ 40 mm
 - AL1084** (1..3) IP20 S.P. ⌀ 55 mm
 - AL9051** (1..3) IP67 ⌀ 44 mm
- dimnable
- AL4010** (1..4) IP20 PUSH 0/1..10V ⌀ 72 mm
 - ALD450** (1..2) IP20 DALI 2 PUSH ⌀ 36 mm
 - AL4151** (1..4) IP20 DALI 2 ⌀ 72 mm
 - AL4153** (1..4) IP20 PUSH IGBT-TRIAC ⌀ 56 mm
 - AL6050** (1..2) IP67 DALI 2 ⌀ 44 mm
 - AL8050** (2..4) IP67 DALI 2 ⌀ 48 mm

BABUS 6 EVO

design: Roberto Mantovani



[DATASHEET](#)

[INSTALLATION MANUAL](#)

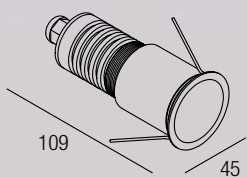
[CERTIFICATIONS](#)

[LDT-IES](#) [DRAWINGS](#)

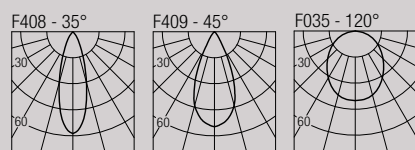


Recessed optic IP-rated downlight

6W · 500mA (V_i 9V) · Series wiring - Cablaggio in serie
CRI98 · 2-Step MacAdam



	2700K	3000K	4000K
	540 lm	600 lm	620 lm



Code Construction - Costruzione del codice

BTE X X X

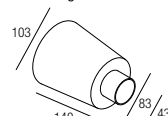
B	G	N	K
White Bianco	Grey Grigio	Black Nero	COR-TEN

2	3	4
2700K	3000K	4000K

S	M	W
35°	45°	120°

Accessories - Accessori

CSBU01
Recessing box - Controcassa



LBTE01
Low luminance louver
Filtro antiabbagliamento



Note - Nota
The filter must be ordered together with the lighting fixture.
Il filtro deve essere ordinato congiuntamente all'apparecchio.

Drivers - Alimentatori 500mA

- on/off
- AL1074** (1..2) IP20 ⌀ 30 mm
 - AL1077** (1..2) IP20 ⌀ 40 mm
 - AL1084** (1..3) IP20 S.P. ⌀ 55 mm
 - AL9051** (1..3) IP67 ⌀ 44 mm
- dimnable
- AL4010** (1..4) IP20 PUSH 0/1..10V ⌀ 72 mm
 - ALD450** (1..2) IP20 DALI 2 PUSH ⌀ 36 mm
 - AL4151** (1..4) IP20 DALI 2 ⌀ 72 mm
 - AL4153** (1..4) IP20 PUSH IGBT-TRIAC ⌀ 56 mm
 - AL6050** (1..2) IP67 DALI 2 ⌀ 44 mm
 - AL8050** (2..4) IP67 DALI 2 ⌀ 48 mm



ZERUS 2

design: Roberto Mantovani

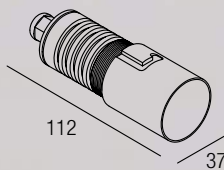
IP67

[DATASHEET](#)

[INSTALLATION MANUAL](#)

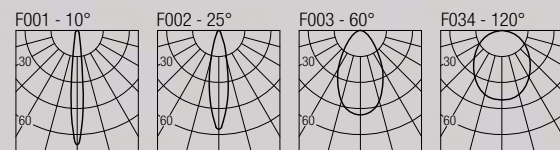
[CERTIFICATIONS](#)

[LDT-IES](#) [DRAWINGS](#)

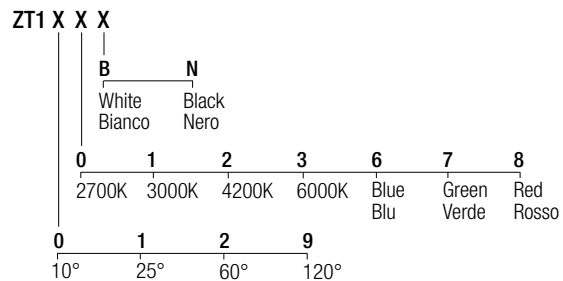


Trimless IP-rated downlight
1-2W · 350-500mA (V_i 2,9V) · Series wiring - Cablaggio in serie
CRI85 · 2-Step MacAdam

	350mA	500mA
2700K	89 lm	128 lm
3000K	93 lm	133 lm
4200K	103 lm	154 lm
6000K	114 lm	165 lm

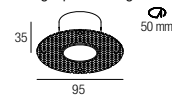


Code Construction - Costruzione del codice



Accessories - Accessori

ZQT00U White - Bianco
ZQT00UB Black - Nero
Plasterboard recessing frame
Flangia per cartongesso



LZT101
Low luminance louver
Filtro antiabbagliamento



Note - Nota
The filter must be ordered together with the lighting fixture.
Il filtro deve essere ordinato congiuntamente all'apparecchio.

Drivers - Alimentatori 350mA

on/off
AL1034 (1..1) IP20 ⌀ 30 mm
AL1035 (1..1) IP20 ⌀ 40 mm
AL1037 (1..1) IP20 S.P. ⌀ 55 mm
AL9011 (1..1) IP67 ⌀ 44 mm

dimmmable
AL4000 (1..1) IP20 PUSH 0/1..10V ⌀ 72 mm
ALD435 (1..1) IP20 DALI 2 PUSH ⌀ 36 mm
AL4051 (2..4) IP20 DALI 2 ⌀ 72 mm
AL4053 (1..4) IP20 PUSH IGBT-TRIAC ⌀ 56 mm
AL6035 (2..8) IP67 DALI 2 ⌀ 44 mm
AL8035 (4..16) IP67 DALI 2 ⌀ 48 mm

Drivers - Alimentatori 500mA

on/off
AL1074 (1..7) IP20 ⌀ 30 mm
AL1077 (1..6) IP20 ⌀ 40 mm
AL1084 (1..1) IP20 S.P. ⌀ 55 mm
AL9051 (1..1) IP67 ⌀ 44 mm

dimmmable
AL4010 (1..1) IP20 PUSH 0/1..10V ⌀ 72 mm
ALD450 (1..7) IP20 DALI 2 PUSH ⌀ 36 mm
AL4151 (2..14) IP20 DALI 2 ⌀ 72 mm
AL4153 (1..14) IP20 PUSH IGBT-TRIAC ⌀ 56 mm
AL6050 (2..6) IP67 DALI 2 ⌀ 44 mm
AL8050 (4..16) IP67 DALI 2 ⌀ 48 mm

ZERUS 6

design: Roberto Mantovani

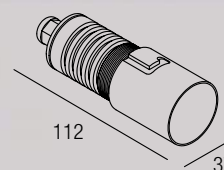
IP67

[DATASHEET](#)

[INSTALLATION MANUAL](#)

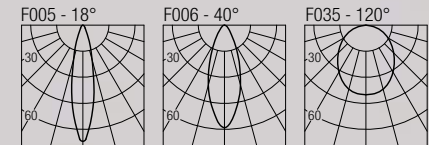
[CERTIFICATIONS](#)

[LDT-IES](#) [DRAWINGS](#)

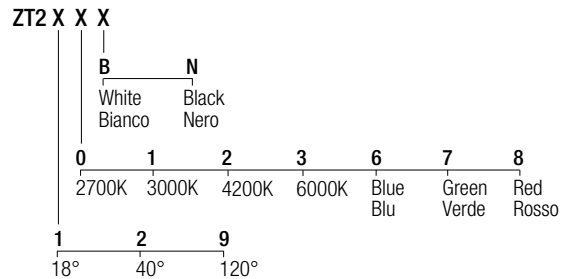


Trimless IP-rated downlight
3-6W · 350-500mA (V_i 8,7V) · Series wiring - Cablaggio in serie
CRI85 · 2-Step MacAdam

	350mA	500mA
2700K	267 lm	384 lm
3000K	279 lm	400 lm
4200K	309 lm	462 lm
6000K	342 lm	495 lm

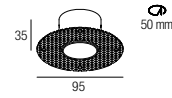


Code Construction - Costruzione del codice



Accessories - Accessori

ZQT00U White - Bianco
ZQT00UB Black - Nero
Plasterboard recessing frame
Flangia per cartongesso



LZT201
Low luminance louver
Filtro antiabbagliamento



Note - Nota
The filter must be ordered together with the lighting fixture.
Il filtro deve essere ordinato congiuntamente all'apparecchio.

Drivers - Alimentatori 350mA

on/off
AL1034 (1..3) IP20 ⌀ 30 mm
AL1035 (1..3) IP20 ⌀ 40 mm
AL1037 (1..5) IP20 S.P. ⌀ 55 mm
AL9011 (1..4) IP67 ⌀ 44 mm

dimmmable
AL4000 (1..4) IP20 PUSH 0/1..10V ⌀ 72 mm
ALD435 (1..3) IP20 DALI 2 PUSH ⌀ 36 mm
AL4051 (1..4) IP20 DALI 2 ⌀ 72 mm
AL4053 (1..4) IP20 PUSH IGBT-TRIAC ⌀ 56 mm
AL6035 (1..3) IP67 DALI 2 ⌀ 44 mm
AL8035 (2..4) IP67 DALI 2 ⌀ 48 mm

Drivers - Alimentatori 500mA

on/off
AL1074 (1..2) IP20 ⌀ 30 mm
AL1077 (1..2) IP20 ⌀ 40 mm
AL1084 (1..3) IP20 S.P. ⌀ 55 mm
AL9051 (1..3) IP67 ⌀ 44 mm

dimmmable
AL4010 (1..4) IP20 PUSH 0/1..10V ⌀ 72 mm
ALD450 (1..2) IP20 DALI 2 PUSH ⌀ 36 mm
AL4151 (1..4) IP20 DALI 2 ⌀ 72 mm
AL4153 (1..4) IP20 PUSH IGBT-TRIAC ⌀ 56 mm
AL6050 (1..2) IP67 DALI 2 ⌀ 44 mm
AL8050 (2..4) IP67 DALI 2 ⌀ 48 mm



ZERUS 6 EVO

design: Roberto Mantovani




[DATASHEET](#)

[INSTALLATION MANUAL](#)

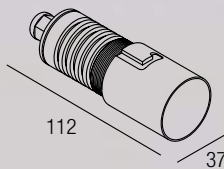
[CERTIFICATIONS](#)

[LDT-IES](#) [DRAWINGS](#)

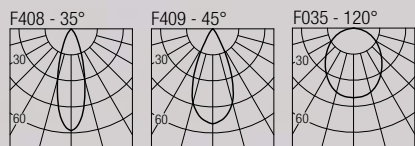


Trimless IP-rated downlight

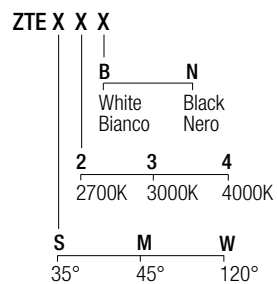
6W · 500mA (V, 9V) · Series wiring - Cablaggio in serie
CRI98 · 2-Step MacAdam



2700K — 540 lm
3000K — 600 lm
4000K — 620 lm

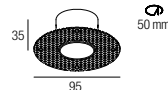


Code Construction - Costruzione del codice



Accessories - Accessori

ZQT00U White - Bianco
ZQT00UB Black - Nero
Plasterboard recessing frame
Flangia per cartongesso



LZTE01
Low luminance louver
Filtro antiabbagliamento



Note - Nota
The filter must be ordered together with the lighting fixture.
Il filtro deve essere ordinato congiuntamente all'apparecchio.

Drivers - Alimentatori 500mA

- on/off
AL1074 (1..2) IP20 ⌀ 30 mm
AL1077 (1..2) IP20 ⌀ 40 mm
AL1084 (1..3) IP20 S.P. ⌀ 55 mm
AL9051 (1..3) IP67 ⌀ 44 mm
- dimmmable
AL4010 (1..4) IP20 PUSH 0/1..10V ⌀ 72 mm
ALD450 (1..2) IP20 DALI 2 PUSH ⌀ 36 mm
AL4151 (1..4) IP20 DALI 2 ⌀ 72 mm
AL4153 (1..4) IP20 PUSH IGBT-TRIAC ⌀ 56 mm
AL6050 (1..2) IP67 DALI 2 ⌀ 44 mm
AL8050 (2..4) IP67 DALI 2 ⌀ 48 mm

FLY 6

design: Rod&Todd



[DATASHEET](#)

[INSTALLATION MANUAL](#)

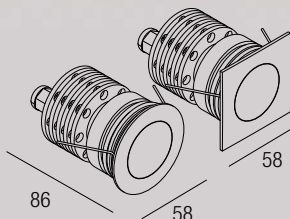
[CERTIFICATIONS](#)

[LDT-IES](#) [DRAWINGS](#)

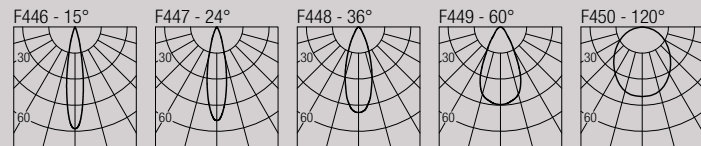


Flush optic IP-rated downlight

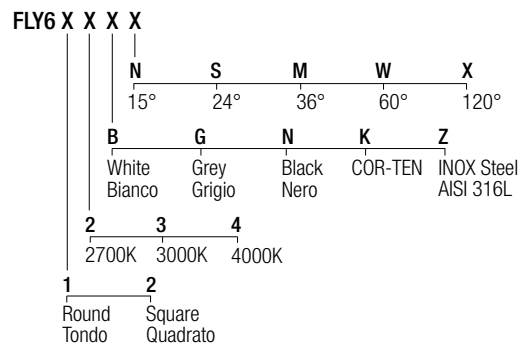
6W · 500mA (V, 9V) · Series wiring - Cablaggio in serie
CRI98 · 2-Step MacAdam



2700K — 540 lm
3000K — 600 lm
4000K — 620 lm

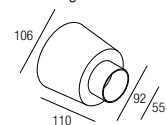


Code Construction - Costruzione del codice



Accessories - Accessori

CSDS10
Recessing box - Controcassa




LFLY601
Low luminance louver
Filtro antiabbagliamento



Note - Nota
The filter must be ordered together with the lighting fixture.
Il filtro deve essere ordinato congiuntamente all'apparecchio.

Drivers - Alimentatori 500mA

- on/off
AL1074 (1..2) IP20 ⌀ 30 mm
AL1077 (1..2) IP20 ⌀ 40 mm
AL1084 (1..3) IP20 S.P. ⌀ 55 mm
AL9051 (1..3) IP67 ⌀ 44 mm
- dimmmable
AL4010 (1..4) IP20 PUSH 0/1..10V ⌀ 72 mm
ALD450 (1..2) IP20 DALI 2 PUSH ⌀ 36 mm
AL4151 (1..4) IP20 DALI 2 ⌀ 72 mm
AL4153 (1..4) IP20 PUSH IGBT-TRIAC ⌀ 56 mm
AL6050 (1..2) IP67 DALI 2 ⌀ 44 mm
AL8050 (2..4) IP67 DALI 2 ⌀ 48 mm



ALPHA 2

design: Roberto Mantovani




[DATASHEET](#)

[INSTALLATION MANUAL](#)

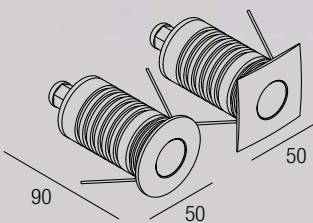
[CERTIFICATIONS](#)

[LDT-IES](#) [DRAWINGS](#)

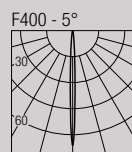


Flush optic IP-rated downlight

1-2W · 350-500mA (V, 2,9V) · Series wiring - Cablaggio in serie
CRI85 · 2-Step MacAdam



	350mA	500mA
2700K	89 lm	128 lm
3000K	93 lm	133 lm
4200K	103 lm	154 lm
6000K	114 lm	165 lm



Code Construction - Costruzione del codice

AP1 X X X 5

Beam angle 5°
Apertura di fascio 5°

0 1 2 3 6 7 8
2700K 3000K 4200K 6000K Blue Blu Green Verde Red Rosso

B G N K Z
White Bianco Grey Grigio Black Nero COR-TEN INOX Steel AISI 316L

1 2
Round Tondo Square Quadrato

Accessories - Accessori

CSBU01
Recessing box - Controcassa

Drivers - Alimentatori 350mA

- on/off
AL1034 (1..11) IP20 ⌀ 30 mm
AL1035 (1..11) IP20 ⌀ 40 mm
AL1037 (1..16) IP20 S.P. ⌀ 55 mm
AL9011 (1..12) IP67 ⌀ 44 mm
- dimnable
AL4000 (1..12) IP20 PUSH 0/1..10V ⌀ 72 mm
ALD435 (1..11) IP20 DALI 2 PUSH ⌀ 36 mm
AL4051 (2..14) IP20 DALI 2 ⌀ 72 mm
AL4053 (1..14) IP20 PUSH IGBT-TRIAC ⌀ 56 mm
AL6035 (2..8) IP67 DALI 2 ⌀ 44 mm
AL8035 (4..16) IP67 DALI 2 ⌀ 48 mm

Drivers - Alimentatori 500mA

- on/off
AL1074 (1..7) IP20 ⌀ 30 mm
AL1077 (1..6) IP20 ⌀ 40 mm
AL1084 (1..11) IP20 S.P. ⌀ 55 mm
AL9051 (1..11) IP67 ⌀ 44 mm
- dimnable
AL4010 (1..12) IP20 PUSH 0/1..10V ⌀ 72 mm
ALD450 (1..7) IP20 DALI 2 PUSH ⌀ 36 mm
AL4151 (2..14) IP20 DALI 2 ⌀ 72 mm
AL4153 (1..14) IP20 PUSH IGBT-TRIAC ⌀ 56 mm
AL6050 (2..6) IP67 DALI 2 ⌀ 44 mm
AL8050 (4..16) IP67 DALI 2 ⌀ 48 mm

ALPHA 10

design: Roberto Mantovani



[DATASHEET](#)

[INSTALLATION MANUAL](#)

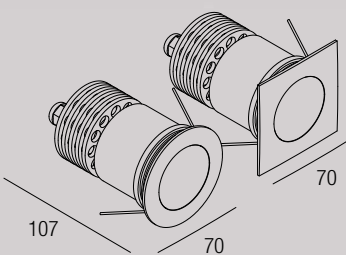
[CERTIFICATIONS](#)

[LDT-IES](#) [DRAWINGS](#)

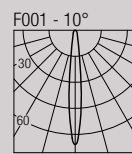


Flush optic IP-rated downlight

10W · 250mA (V, 36V)
CRI85 - CRI93 · 2-Step MacAdam



	CRI85	CRI93
2700K	890 lm	840 lm
3000K	1000 lm	930 lm
4000K	1040 lm	960 lm



Code Construction - Costruzione del codice

AP2 X X X X 1

Beam angle 10°
Apertura di fascio 10°

8 9
CRI85 CRI93

2 3 4
2700K 3000K 4000K

B G N K Z
White Bianco Grey Grigio Black Nero COR-TEN INOX Steel AISI 316L

1 2
Round Tondo Square Quadrato

Accessories - Accessori

CSXJ01
Recessing box - Controcassa

Drivers - Alimentatori 250mA

- on/off
AL1025 (1) IP20 ⌀ 40 mm
AL9025 (1) IP67 ⌀ 44 mm
- dimnable
AL4030 (1) IP20 0/1..10V ⌀ 55 mm
ALD425 (1) IP20 DALI 2 PUSH ⌀ 36 mm
AL4031 (1) IP20 DALI 2 ⌀ 55 mm
AL4032 (1) IP20 IGBT-TRIAC ⌀ 55 mm
AL6025 (1) IP20 DALI ⌀ 44 mm



BETA 2

design: Roberto Mantovani



[DATASHEET](#)

[INSTALLATION MANUAL](#)

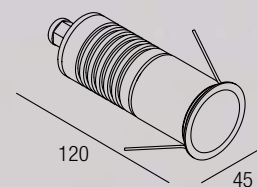
[CERTIFICATIONS](#)

[LDT-IES](#) [DRAWINGS](#)

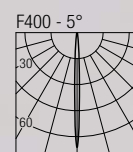


Recessed optic IP-rated downlight

1-2W · 350-500mA (V, 2,9V) · Series wiring - Cablaggio in serie CRI85 · 2-Step MacAdam

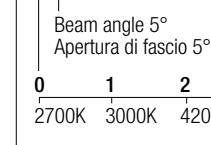


	350mA	500mA
2700K	89 lm	128 lm
3000K	93 lm	133 lm
4200K	103 lm	154 lm
6000K	114 lm	165 lm



Code Construction - Costruzione del codice

ET1 X X 5

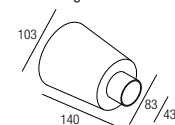


0	1	2	3	6	7	8
2700K	3000K	4200K	6000K	Blue Blu	Green Verde	Red Rosso

B	G	N	K
White Bianco	Grey Grigio	Black Nero	COR-TEN

Accessories - Accessori

CSBU01
Recessing box - Controcassa



Drivers - Alimentatori 350mA

on/off
AL1034 (1..11) IP20 ⌀30 mm
AL1035 (1..11) IP20 ⌀40 mm
AL1037 (1..16) IP20 S.P. ⌀55 mm
AL9011 (1..12) IP67 ⌀44 mm

dimmmable
AL4000 (1..12) IP20 PUSH 0/1..10V ⌀72 mm
ALD435 (1..11) IP20 DALI 2 PUSH ⌀36 mm
AL4051 (2..14) IP20 DALI 2 ⌀72 mm
AL4053 (1..14) IP20 PUSH IGBT-TRIAC ⌀56 mm
AL6035 (2..8) IP67 DALI 2 ⌀44 mm
AL8035 (4..16) IP67 DALI 2 ⌀48 mm

Drivers - Alimentatori 500mA

on/off
AL1074 (1..7) IP20 ⌀30 mm
AL1077 (1..6) IP20 ⌀40 mm
AL1084 (1..11) IP20 S.P. ⌀55 mm
AL9051 (1..11) IP67 ⌀44 mm

dimmmable
AL4010 (1..12) IP20 PUSH 0/1..10V ⌀72 mm
ALD450 (1..7) IP20 DALI 2 PUSH ⌀36 mm
AL4151 (2..14) IP20 DALI 2 ⌀72 mm
AL4153 (1..14) IP20 PUSH IGBT-TRIAC ⌀56 mm
AL6050 (2..6) IP67 DALI 2 ⌀44 mm
AL8050 (4..16) IP67 DALI 2 ⌀48 mm

MAE 2

design: Roberto Mantovani




[DATASHEET](#)

[INSTALLATION MANUAL](#)

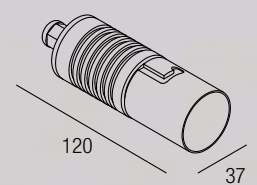
[CERTIFICATIONS](#)

[LDT-IES](#) [DRAWINGS](#)

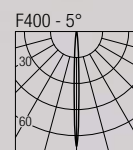


Trimless IP-rated downlight

1-2W · 350-500mA (V, 2,9V) · Series wiring - Cablaggio in serie CRI85 · 2-Step MacAdam

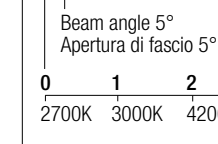


	350mA	500mA
2700K	89 lm	128 lm
3000K	93 lm	133 lm
4200K	103 lm	154 lm
6000K	114 lm	165 lm



Code Construction - Costruzione del codice

ME1 X X 5

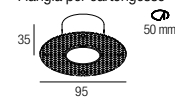


0	1	2	3	6	7	8
2700K	3000K	4200K	6000K	Blue Blu	Green Verde	Red Rosso

B	N
White Bianco	Black Nero

Accessories - Accessori

ZQT00U White - Bianco
 ZQT00UB Black - Nero
 Plasterboard recessing frame
 Flangia per cartongesso



Drivers - Alimentatori 350mA

on/off
AL1034 (1..11) IP20 ⌀30 mm
AL1035 (1..11) IP20 ⌀40 mm
AL1037 (1..16) IP20 S.P. ⌀55 mm
AL9011 (1..12) IP67 ⌀44 mm

dimmmable
AL4000 (1..12) IP20 PUSH 0/1..10V ⌀72 mm
ALD435 (1..11) IP20 DALI 2 PUSH ⌀36 mm
AL4051 (2..14) IP20 DALI 2 ⌀72 mm
AL4053 (1..14) IP20 PUSH IGBT-TRIAC ⌀56 mm
AL6035 (2..8) IP67 DALI 2 ⌀44 mm
AL8035 (4..16) IP67 DALI 2 ⌀48 mm

Drivers - Alimentatori 500mA

on/off
AL1074 (1..7) IP20 ⌀30 mm
AL1077 (1..6) IP20 ⌀40 mm
AL1084 (1..11) IP20 S.P. ⌀55 mm
AL9051 (1..11) IP67 ⌀44 mm

dimmmable
AL4010 (1..12) IP20 PUSH 0/1..10V ⌀72 mm
ALD450 (1..7) IP20 DALI 2 PUSH ⌀36 mm
AL4151 (2..14) IP20 DALI 2 ⌀72 mm
AL4153 (1..14) IP20 PUSH IGBT-TRIAC ⌀56 mm
AL6050 (2..6) IP67 DALI 2 ⌀44 mm
AL8050 (4..16) IP67 DALI 2 ⌀48 mm



GREG

design: Roberto Mantovani

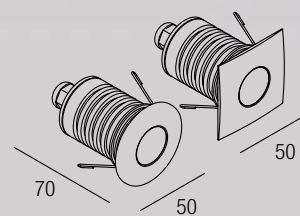


[DATASHEET](#)

[INSTALLATION MANUAL](#)

[CERTIFICATIONS](#)

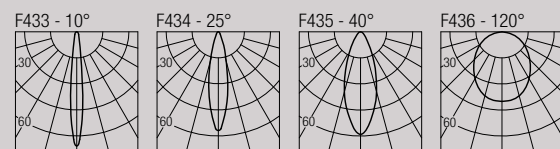
[LDT-IES](#) [DRAWINGS](#)



Flush optic IP-rated downlight

2W · 24VDC · Parallel wiring - Cablaggio in parallelo
CRI85 · 2-Step MacAdam

2700K **128 lm**
3000K **133 lm**
4200K **154 lm**

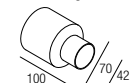


Code Construction - Costruzione del codice

GR		X	X	X	X			
1	2	3	4	S	M	W	X	
				10°	25°	40°	120°	
1	2	3	4	B	G	N	K	Z
				White Bianco	Grey Grigio	Black Nero	COR-TEN	INOX Steel AISI 316L
		2	3	4				
		2700K	3000K	4200K				
1	2							
Round Tondo	Square Quadrato							

Accessories - Accessori

CSXT01
Recessing box - Controcassa



LGR01
Low luminance louver
Filtro antiabbagliamento



Note - Nota
The filter must be ordered together with the lighting fixture. Il filtro deve essere ordinato congiuntamente all'apparecchio.

Drivers - Alimentatori 24VDC

on/off
AL2124 (1..5) IP20 \varnothing 28 mm
AL2012 (1..12) IP20 \varnothing 60 mm
AL2031 (1..35) IP20 \varnothing 70 mm
AL9222 (1..18) IP67 \varnothing 44 mm
AL9231 (1..35) IP67 \varnothing 85 mm
 dimmable
AL5012 (1..12) IP20 DALI 2 PUSH 0/1..10V \varnothing 45 mm
AL8012 (1..12) IP67 DALI 2 \varnothing 48 mm
 dimming module
AL7035 IP20 DALI 2 PUSH 0/1..10V \varnothing 44 mm
 Note - Nota
 Dimming module AL7035 to be used in combination with a 24VDC power supply. Modulo di dimmerazione AL7035 da utilizzare in combinazione con un alimentatore 24VDC.

JUPITER

design: Roberto Mantovani

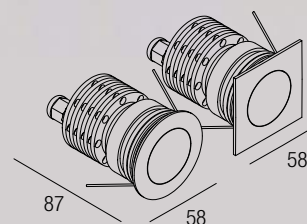


[DATASHEET](#)

[INSTALLATION MANUAL](#)

[CERTIFICATIONS](#)

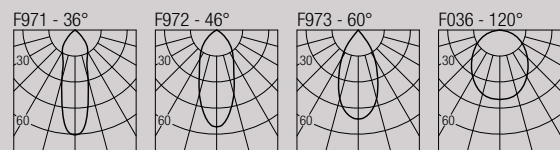
[LDT-IES](#) [DRAWINGS](#)



Flush optic IP-rated downlight

7W · 24VDC · Parallel wiring - Cablaggio in parallelo
CRI85 - CRI93 · 2-Step MacAdam

2700K **630 lm** **590 lm**
3000K **700 lm** **650 lm**
4000K **730 lm** **670 lm**

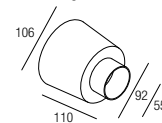


Code Construction - Costruzione del codice

JP1		X	X	X	X			
1	2	3	4	S	M	W	X	
				36°	46°	60°	120°	
1	2	3	4	B	G	N	K	Z
				White Bianco	Grey Grigio	Black Nero	COR-TEN	INOX Steel AISI 316L
		8	9					
		CRI85	CRI93					
		2	3	4				
		2700K	3000K	4000K				
1	2							
Round Tondo	Square Quadrato							

Accessories - Accessori

CSDS10
Recessing box - Controcassa



LJP101
Low luminance louver
Filtro antiabbagliamento



Note - Nota
The filter must be ordered together with the lighting fixture. Il filtro deve essere ordinato congiuntamente all'apparecchio.

Drivers - Alimentatori 24VDC

on/off
AL2124 (1) IP20 \varnothing 28 mm
AL2012 (1..3) IP20 \varnothing 60 mm
AL2031 (1..10) IP20 \varnothing 70 mm
AL2040 (1..21) IP20 \varnothing 80 mm
AL9222 (1..5) IP67 \varnothing 44 mm
AL9231 (1..10) IP67 \varnothing 85 mm
AL9240 (1..21) IP67 \varnothing 85 mm
 dimmable
AL5012 (1..3) IP20 DALI 2 PUSH 0/1..10V \varnothing 45 mm
AL5241 (1..14) IP20 DALI 2 PUSH \varnothing 70 mm
AL8012 (1..3) IP67 DALI 2 \varnothing 48 mm
 dimming module
AL7035 IP20 DALI 2 PUSH 0/1..10V \varnothing 44 mm
 Note - Nota
 Dimming module AL7035 to be used in combination with a 24VDC power supply. Modulo di dimmerazione AL7035 da utilizzare in combinazione con un alimentatore 24VDC.



VENUS

design: Roberto Mantovani

50 mm IP67

[DATASHEET](#)

[INSTALLATION MANUAL](#)

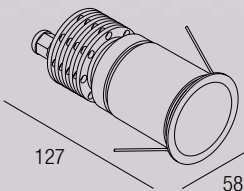
[CERTIFICATIONS](#)

[LDT-IES](#) [DRAWINGS](#)

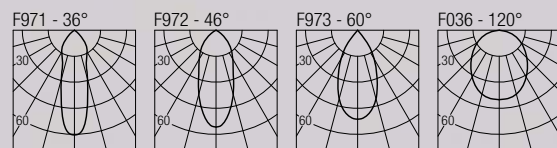


Recessed optic IP-rated downlight

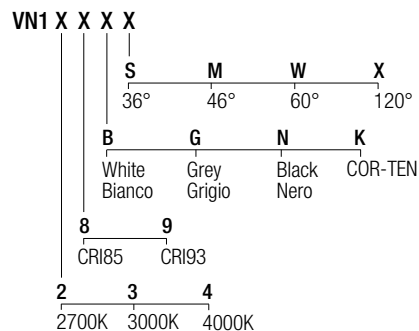
7W · 24VDC · Parallel wiring - Cablaggio in parallelo
CRI85 - CRI93 · 2-Step MacAdam



	CRI85	CRI93
2700K	630 lm	590 lm
3000K	700 lm	650 lm
4000K	730 lm	670 lm

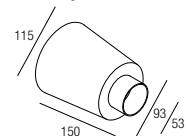


Code Construction - Costruzione del codice



Accessories - Accessori

CSBT10
Recessing box - Controcassa



LVN101
Low luminance louver
Filtro antiabbagliamento

Note - Nota
The filter must be ordered together with the lighting fixture. Il filtro deve essere ordinato congiuntamente all'apparecchio.

Drivers - Alimentatori 24VDC

on/off
AL2124 (1) IP20 ⌀ 28 mm
AL2012 (1..3) IP20 ⌀ 60 mm
AL2031 (1..10) IP20 ⌀ 70 mm
AL2040 (1..21) IP20 ⌀ 80 mm
AL9222 (1..5) IP67 ⌀ 44 mm
AL9231 (1..10) IP67 ⌀ 85 mm
AL9240 (1..21) IP67 ⌀ 85 mm
 dimmable
AL5012 (1..3) IP20 DALI 2 PUSH 0/1..10V ⌀ 45 mm
AL5241 (1..14) IP20 DALI 2 PUSH ⌀ 70 mm
AL8012 (1..3) IP67 DALI 2 ⌀ 48 mm
 dimming module
AL7035 IP20 DALI 2 PUSH 0/1..10V ⌀ 44 mm
 Note - Nota
 Dimming module AL7035 to be used in combination with a 24VDC power supply. Modulo di dimmerazione AL7035 da utilizzare in combinazione con un alimentatore 24VDC.

ERIS

design: Roberto Mantovani

IP67

[DATASHEET](#)

[INSTALLATION MANUAL](#)

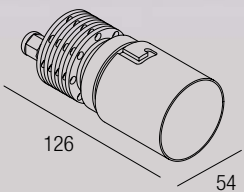
[CERTIFICATIONS](#)

[LDT-IES](#) [DRAWINGS](#)

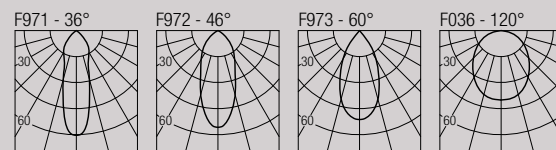


Trimless IP-rated downlight

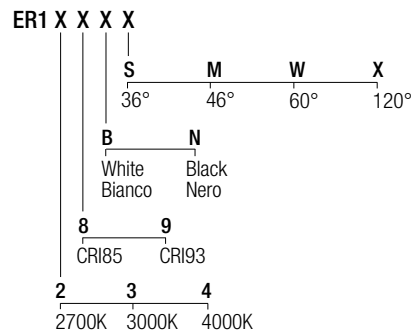
7W · 24VDC · Parallel wiring - Cablaggio in parallelo
CRI85 - CRI93 · 2-Step MacAdam



	CRI85	CRI93
2700K	630 lm	590 lm
3000K	700 lm	650 lm
4000K	730 lm	670 lm

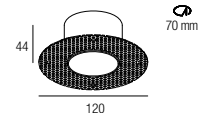


Code Construction - Costruzione del codice



Accessories - Accessori

ZTC10U White - Bianco
ZTC10UB Black - Nero
 Plasterboard recessing frame
 Flangia per cartongesso



LER101
Low luminance louver
Filtro antiabbagliamento

Note - Nota
The filter must be ordered together with the lighting fixture. Il filtro deve essere ordinato congiuntamente all'apparecchio.

Drivers - Alimentatori 24VDC

on/off
AL2124 (1) IP20 ⌀ 28 mm
AL2012 (1..3) IP20 ⌀ 60 mm
AL2031 (1..10) IP20 ⌀ 70 mm
AL2040 (1..21) IP20 ⌀ 80 mm
AL9222 (1..5) IP67 ⌀ 44 mm
AL9231 (1..10) IP67 ⌀ 85 mm
AL9240 (1..21) IP67 ⌀ 85 mm
 dimmable
AL5012 (1..3) IP20 DALI 2 PUSH 0/1..10V ⌀ 45 mm
AL5241 (1..14) IP20 DALI 2 PUSH ⌀ 70 mm
AL8012 (1..3) IP67 DALI 2 ⌀ 48 mm
 dimming module
AL7035 IP20 DALI 2 PUSH 0/1..10V ⌀ 44 mm
 Note - Nota
 Dimming module AL7035 to be used in combination with a 24VDC power supply. Modulo di dimmerazione AL7035 da utilizzare in combinazione con un alimentatore 24VDC.



WOTAN 5

design: Lapo Grassellini



[DATASHEET](#)

[INSTALLATION MANUAL](#)

[CERTIFICATIONS](#)

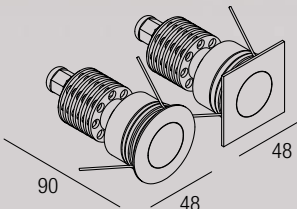
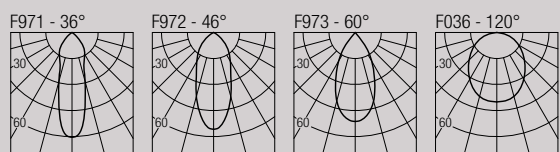
[LDT-IES](#) [DRAWINGS](#)



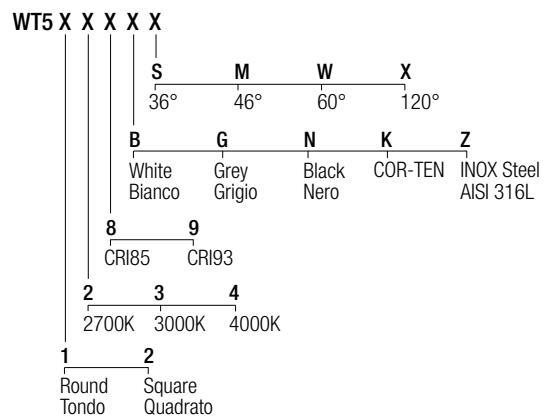
Flush optic IP-rated downlight

5W · 140mA (V, 36V)
CRI85 - CRI93 · 2-Step MacAdam

	CRI85	CRI93
2700K	450 lm	425 lm
3000K	510 lm	470 lm
4000K	530 lm	490 lm



Code Construction - Costruzione del codice



Accessories - Accessori

CSDS05
Recessing box - Controcassa

LWT501
Low luminance louver
Filtro antiabbagliamento

Note - Nota
The filter must be ordered together with the lighting fixture.
Il filtro deve essere ordinato congiuntamente all'apparecchio.

Drivers - Alimentatori 140mA

on/off
AL9014 (1) IP67 \varnothing 44 mm
dimmable
ALD414 (1) IP20 DALI 2 PUSH \varnothing 36 mm

WOTAN 10

design: Lapo Grassellini



[DATASHEET](#)

[INSTALLATION MANUAL](#)

[CERTIFICATIONS](#)

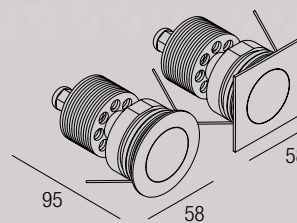
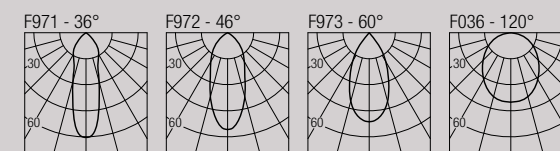
[LDT-IES](#) [DRAWINGS](#)



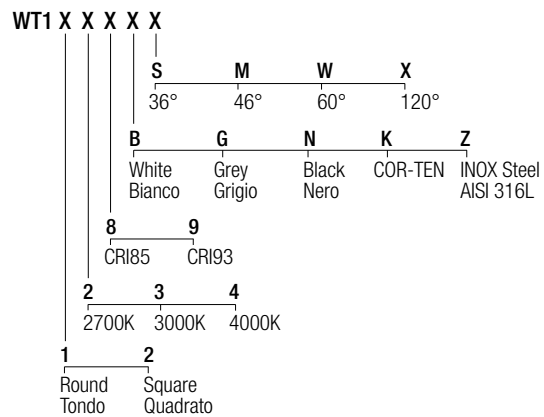
Flush optic IP-rated downlight

10W · 250mA (V, 36V)
CRI85 - CRI93 · 2-Step MacAdam

	CRI85	CRI93
2700K	890 lm	840 lm
3000K	1000 lm	930 lm
4000K	1040 lm	960 lm



Code Construction - Costruzione del codice



Accessories - Accessori

CSDS10
Recessing box - Controcassa

LWT101
Low luminance louver
Filtro antiabbagliamento

Note - Nota
The filter must be ordered together with the lighting fixture.
Il filtro deve essere ordinato congiuntamente all'apparecchio.

Drivers - Alimentatori 250mA

on/off
AL1025 (1) IP20 \varnothing 40 mm
AL9025 (1) IP67 \varnothing 44 mm
dimmable
AL4030 (1) IP20 0/1..10V \varnothing 55 mm
ALD425 (1) IP20 DALI 2 PUSH \varnothing 36 mm
AL4031 (1) IP20 DALI 2 \varnothing 55 mm
AL4032 (1) IP20 IGBT-TRIAC \varnothing 55 mm
AL6025 (1) IP20 DALI \varnothing 44 mm



WOTAN 20

design: Lapo Grassellini

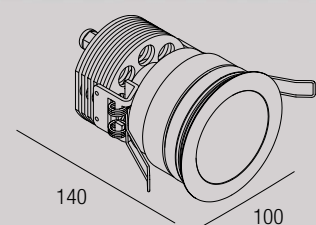


[DATASHEET](#)

[INSTALLATION MANUAL](#)

[CERTIFICATIONS](#)

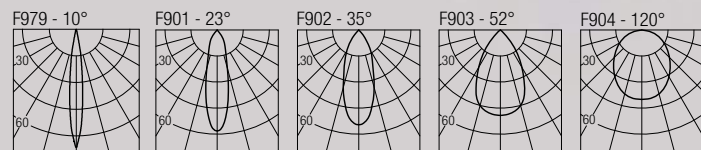
[LDT-IES](#) [DRAWINGS](#)



Flush optic IP-rated downlight

20W · 500mA (V, 36V)
CRI85 - CRI93 · 2-Step MacAdam

	CRI85	CRI93
2700K	1830 lm	1700 lm
3000K	2000 lm	1830 lm
4000K	2100 lm	1950 lm



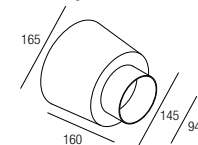
Code Construction - Costruzione del codice

WT2 X X X X

XS	S	M	W	X
10°	23°	35°	52°	120°
B	G	N	K	Z
White Bianco	Grey Grigio	Black Nero	COR-TEN	INOX Steel AISI 316L
8	9			
CRI85	CRI93			
2	3	4		
2700K	3000K	4000K		

Accessories - Accessori

CSDS20
Recessing box - Controcassa



LWT201
Low luminance louver
Filtro antiabbagliamento



Note - Nota
The filter must be ordered together with the lighting fixture.
Il filtro deve essere ordinato congiuntamente all'apparecchio.

Drivers - Alimentatori 500mA

- on/off
AL1084 (1) IP20 S.P. ⌀ 30 mm
AL9052 (1) IP67 ⌀ 44 mm
- dimmmable
AL4010 (1) IP20 PUSH 0/1..10V ⌀ 72 mm
ALB451 (1) IP20 DALI 2 PUSH ⌀ 46 mm
AL4151 (1) IP20 DALI 2 ⌀ 72 mm
AL4153 (1) IP20 PUSH IGBT-TRIAC ⌀ 56 mm
AL8050 (1) IP67 DALI 2 ⌀ 48 mm

BATAN 5

design: Roberto Mantovani

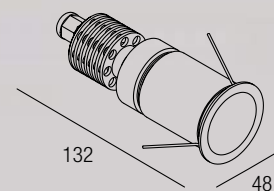


[DATASHEET](#)

[INSTALLATION MANUAL](#)

[CERTIFICATIONS](#)

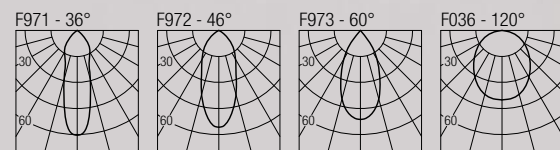
[LDT-IES](#) [DRAWINGS](#)



Recessed optic IP-rated downlight

5W · 140mA (V, 36V)
CRI85 - CRI93 · 2-Step MacAdam

	CRI85	CRI93
2700K	450 lm	425 lm
3000K	510 lm	470 lm
4000K	530 lm	490 lm



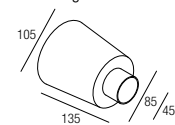
Code Construction - Costruzione del codice

BN5 X X X X


S	M	W	X
36°	46°	60°	120°
B	G	N	K
White Bianco	Grey Grigio	Black Nero	COR-TEN
8	9		
CRI85	CRI93		
2	3	4	
2700K	3000K	4000K	

Accessories - Accessori

CSBT05
Recessing box - Controcassa




LBN501
Low luminance louver
Filtro antiabbagliamento



Note - Nota
The filter must be ordered together with the lighting fixture.
Il filtro deve essere ordinato congiuntamente all'apparecchio.

Drivers - Alimentatori 140mA

- on/off
AL9014 (1) IP67 ⌀ 44 mm
- dimmmable
ALD414 (1) IP20 DALI 2 PUSH ⌀ 36 mm



BATAN 10

design: Roberto Mantovani



[DATASHEET](#)

[INSTALLATION MANUAL](#)

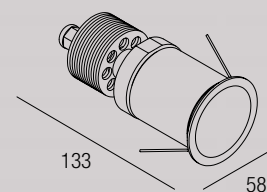
[CERTIFICATIONS](#)

[LDT-IES](#) [DRAWINGS](#)

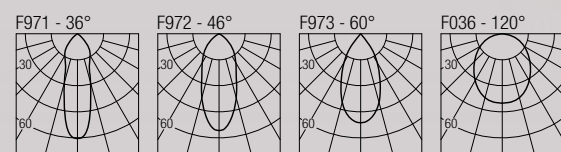


Recessed optic IP-rated downlight

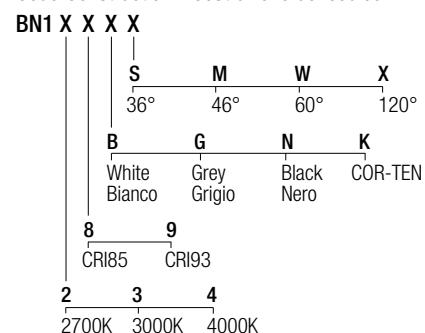
10W · 250mA (V, 36V)
CRI85 - CRI93 · 2-Step MacAdam



	CRI85	CRI93
2700K	890 lm	840 lm
3000K	1000 lm	930 lm
4000K	1040 lm	960 lm

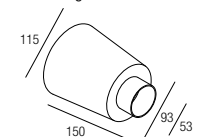


Code Construction - Costruzione del codice



Accessories - Accessori

CSBT10
Recessing box - Controcassa



LBN101
Low luminance louver
Filtro antiabbagliamento

Note - Nota
The filter must be ordered together with the lighting fixture.
Il filtro deve essere ordinato congiuntamente all'apparecchio.

Drivers - Alimentatori 250mA

- on/off
AL1025 (1) IP20 \varnothing 40 mm
AL9025 (1) IP67 \varnothing 44 mm
 dimmable
AL4030 (1) IP20 0/1...10V \varnothing 55 mm
ALD425 (1) IP20 DALI 2 PUSH \varnothing 36 mm
AL4031 (1) IP20 DALI 2 \varnothing 55 mm
AL4032 (1) IP20 IGBT-TRIAC \varnothing 55 mm
AL6025 (1) IP20 DALI \varnothing 44 mm

ZETAN 5

design: Roberto Mantovani



[DATASHEET](#)

[INSTALLATION MANUAL](#)

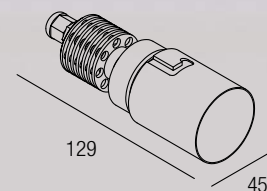
[CERTIFICATIONS](#)

[LDT-IES](#) [DRAWINGS](#)

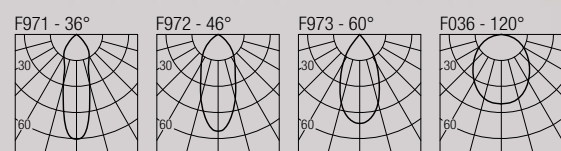


Trimless IP-rated downlight

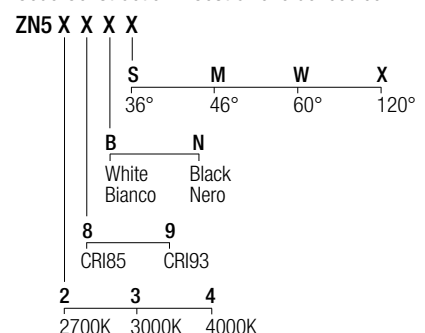
5W · 140mA (V, 36V)
CRI85 - CRI93 · 2-Step MacAdam



	CRI85	CRI93
2700K	450 lm	425 lm
3000K	510 lm	470 lm
4000K	530 lm	490 lm

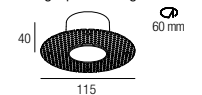


Code Construction - Costruzione del codice



Accessories - Accessori

ZTC05U White - Bianco
ZTC05UB Black - Nero
 Plasterboard recessing frame
 Flangia per cartongesso



LZN501
Low luminance louver
Filtro antiabbagliamento

Note - Nota
The filter must be ordered together with the lighting fixture.
Il filtro deve essere ordinato congiuntamente all'apparecchio.

Drivers - Alimentatori 140mA

- on/off
AL9014 (1) IP67 \varnothing 44 mm
 dimmable
ALD414 (1) IP20 DALI 2 PUSH \varnothing 36 mm



ZETAN 10

design: Roberto Mantovani

IP67

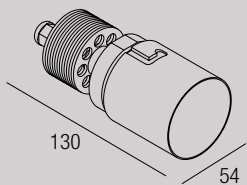
DATASHEET

INSTALLATION MANUAL

CERTIFICATIONS

LDT-IES

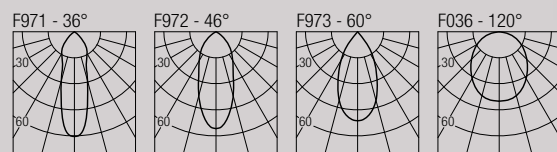
DRAWINGS



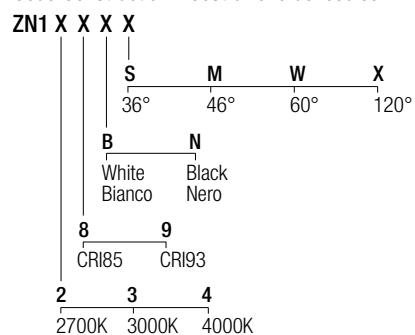
Trimless IP-rated downlight

10W · 250mA (V, 36V)
CRI85 - CRI93 · 2-Step MacAdam

	CRI85	CRI93
2700K	890 lm	840 lm
3000K	1000 lm	930 lm
4000K	1040 lm	960 lm

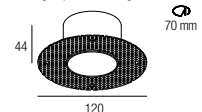


Code Construction - Costruzione del codice



Accessories - Accessori

ZTC10U White - Bianco
ZTC10UB Black - Nero
Plasterboard recessing frame
Flangia per cartongesso



LZN101

Low luminance louver
Filtro antiabbagliamento



Note - Nota
The filter must be ordered together with the lighting fixture.
Il filtro deve essere ordinato congiuntamente all'apparecchio.

Drivers - Alimentatori 250mA

on/off
AL1025 (1) IP20 ⌀ 40 mm
AL9025 (1) IP67 ⌀ 44 mm

dimmable
AL4030 (1) IP20 0/1...10V ⌀ 55 mm
ALD425 (1) IP20 DALI 2 PUSH ⌀ 36 mm
AL4031 (1) IP20 DALI 2 ⌀ 55 mm
AL4032 (1) IP20 IGBT-TRIAC ⌀ 55 mm
AL6025 (1) IP20 DALI ⌀ 44 mm

SLOT 2

design: Roberto Mantovani

IP67

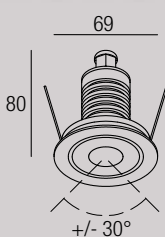
DATASHEET

INSTALLATION MANUAL

CERTIFICATIONS

LDT-IES

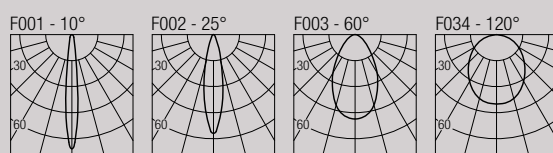
DRAWINGS



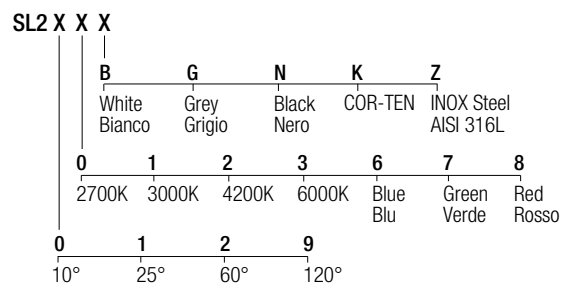
Adjustable IP-rated downlight

1-2W · 350-500mA (V, 2,9V) · Series wiring - Cablaggio in serie
CRI85 · 2-Step MacAdam

	350mA	500mA
2700K	89 lm	128 lm
3000K	93 lm	133 lm
4200K	103 lm	154 lm
6000K	114 lm	165 lm

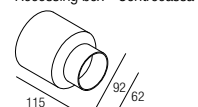


Code Construction - Costruzione del codice



Accessories - Accessori

CSXJ01
Recessing box - Controcassa



LSL201

Low luminance louver
Filtro antiabbagliamento



Note - Nota
The filter must be ordered together with the lighting fixture.
Il filtro deve essere ordinato congiuntamente all'apparecchio.

Drivers - Alimentatori 350mA

on/off
AL1034 (1..11) IP20 ⌀ 30 mm
AL1035 (1..11) IP20 ⌀ 40 mm
AL1037 (1..16) IP20 S.P. ⌀ 55 mm
AL9011 (1..12) IP67 ⌀ 44 mm

dimmable
AL4000 (1..12) IP20 PUSH 0/1...10V ⌀ 72 mm
ALD435 (1..11) IP20 DALI 2 PUSH ⌀ 36 mm
AL4051 (2..14) IP20 DALI 2 ⌀ 72 mm
AL4053 (1..14) IP20 PUSH IGBT-TRIAC ⌀ 56 mm
AL6035 (2..8) IP67 DALI 2 ⌀ 44 mm
AL8035 (4..16) IP67 DALI 2 ⌀ 48 mm

Drivers - Alimentatori 500mA

on/off
AL1074 (1..7) IP20 ⌀ 30 mm
AL1077 (1..6) IP20 ⌀ 40 mm
AL1084 (1..11) IP20 S.P. ⌀ 55 mm
AL9051 (1..11) IP67 ⌀ 44 mm

dimmable
AL4010 (1..12) IP20 PUSH 0/1...10V ⌀ 72 mm
ALD450 (1..7) IP20 DALI 2 PUSH ⌀ 36 mm
AL4151 (2..14) IP20 DALI 2 ⌀ 72 mm
AL4153 (1..14) IP20 PUSH IGBT-TRIAC ⌀ 56 mm
AL6050 (2..6) IP67 DALI 2 ⌀ 44 mm
AL8050 (4..16) IP67 DALI 2 ⌀ 48 mm



SLOT 6

design: Roberto Mantovani

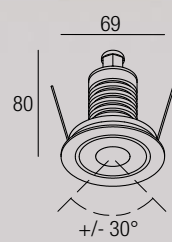


[DATASHEET](#)

[INSTALLATION MANUAL](#)

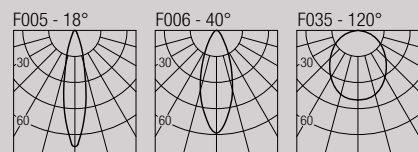
[CERTIFICATIONS](#)

[LDT-IES](#) [DRAWINGS](#)



Adjustable IP-rated downlight
3-6W · 350-500mA (V_i 8,7V) · Series wiring - Cablaggio in serie
CRI85 · 2-Step MacAdam

	350mA	500mA
2700K	267 lm	384 lm
3000K	279 lm	400 lm
4200K	309 lm	462 lm
6000K	342 lm	495 lm



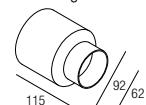
Code Construction - Costruzione del codice

SL6 X X X

B	G	N	K	Z
White Bianco	Grey Grigio	Black Nero	COR-TEN	INOX Steel AISI 316L
0	1	2	3	6
2700K	3000K	4200K	6000K	Blue Blu
1	2	9	7	8
18°	40°	120°	Green Verde	Red Rosso

Accessories - Accessori

CSXJ01
Recessing box - Controcassa



LSL601
Low luminance louver
Filtro antiabbagliamento

Note - Nota
The filter must be ordered together with the lighting fixture.
Il filtro deve essere ordinato congiuntamente all'apparecchio.

Drivers - Alimentatori 350mA

on/off
AL1034 (1..3) IP20 ⌀ 30 mm
AL1035 (1..3) IP20 ⌀ 40 mm
AL1037 (1..5) IP20 S.P. ⌀ 55 mm
AL9011 (1..4) IP67 ⌀ 44 mm

dimmable
AL4000 (1..4) IP20 PUSH 0/1..10V ⌀ 72 mm
ALD435 (1..3) IP20 DALI 2 PUSH ⌀ 36 mm
AL4051 (1..4) IP20 DALI 2 ⌀ 72 mm
AL4053 (1..4) IP20 PUSH IGBT-TRIAC ⌀ 56 mm
AL6035 (1..3) IP67 DALI 2 ⌀ 44 mm
AL8035 (2..4) IP67 DALI 2 ⌀ 48 mm

Drivers - Alimentatori 500mA

on/off
AL1074 (1..2) IP20 ⌀ 30 mm
AL1077 (1..2) IP20 ⌀ 40 mm
AL1084 (1..3) IP20 S.P. ⌀ 55 mm
AL9051 (1..3) IP67 ⌀ 44 mm

dimmable
AL4010 (1..4) IP20 PUSH 0/1..10V ⌀ 72 mm
ALD450 (1..2) IP20 DALI 2 PUSH ⌀ 36 mm
AL4151 (1..4) IP20 DALI 2 ⌀ 72 mm
AL4153 (1..4) IP20 PUSH IGBT-TRIAC ⌀ 56 mm
AL6050 (1..2) IP67 DALI 2 ⌀ 44 mm
AL8050 (2..4) IP67 DALI 2 ⌀ 48 mm

SLOT 6 EVO

design: Roberto Mantovani

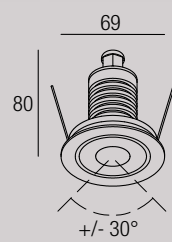


[DATASHEET](#)

[INSTALLATION MANUAL](#)

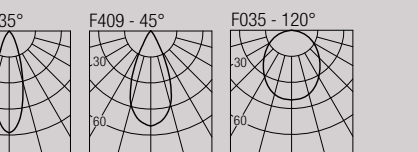
[CERTIFICATIONS](#)

[LDT-IES](#) [DRAWINGS](#)



Adjustable IP-rated downlight
6W · 500mA (V_i 9V) · Series wiring - Cablaggio in serie
CRI98 · 2-Step MacAdam

	500mA
2700K	540 lm
3000K	600 lm
4000K	620 lm



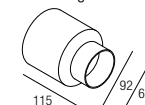
Code Construction - Costruzione del codice

SL6E X X X

B	G	N	K	Z
White Bianco	Grey Grigio	Black Nero	COR-TEN	INOX Steel AISI 316L
0	1	2		
2700K	3000K	4000K		
1	2	9		
35°	45°	120°		

Accessories - Accessori

CSXJ01
Recessing box - Controcassa



LSL6E01
Low luminance louver
Filtro antiabbagliamento

Note - Nota
The filter must be ordered together with the lighting fixture.
Il filtro deve essere ordinato congiuntamente all'apparecchio.

Drivers - Alimentatori 500mA

on/off
AL1074 (1..2) IP20 ⌀ 30 mm
AL1077 (1..2) IP20 ⌀ 40 mm
AL1084 (1..3) IP20 S.P. ⌀ 55 mm
AL9051 (1..3) IP67 ⌀ 44 mm

dimmable
AL4010 (1..4) IP20 PUSH 0/1..10V ⌀ 72 mm
ALD450 (1..2) IP20 DALI 2 PUSH ⌀ 36 mm
AL4151 (1..4) IP20 DALI 2 ⌀ 72 mm
AL4153 (1..4) IP20 PUSH IGBT-TRIAC ⌀ 56 mm
AL6050 (1..2) IP67 DALI 2 ⌀ 44 mm
AL8050 (2..4) IP67 DALI 2 ⌀ 48 mm



SLOT 724

design: Roberto Mantovani

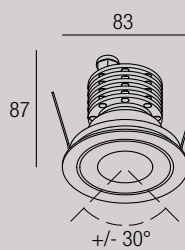


[DATASHEET](#)

[INSTALLATION MANUAL](#)

[CERTIFICATIONS](#)

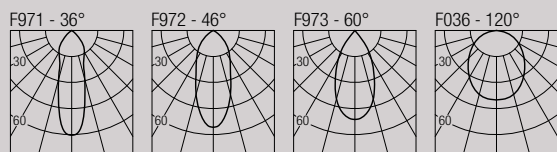
[LDT-IES](#) [DRAWINGS](#)



Adjustable IP-rated downlight

7W · 24VDC · Parallel wiring - Cablaggio in parallelo
CRI85 - CRI93 · 2-Step MacAdam

	CRI85	CRI93
2700K	630 lm	590 lm
3000K	700 lm	650 lm
4000K	730 lm	670 lm



Code Construction - Costruzione del codice

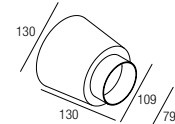
SL24 X X X X

S	M	W	X	
36°	46°	60°	120°	
B	G	N	K	Z
White Bianco	Grey Grigio	Black Nero	COR-TEN	INOX Steel AISI 316L
8	9			
CRI85	CRI93			
2	3	4		
2700K	3000K	4000K		

Accessories - Accessori

CSSL01

Recessing box - Controcassa



LSL2401

Low luminance louver
Filtro antiabbagliamento



Note - Nota
The filter must be ordered together with the lighting fixture. Il filtro deve essere ordinato congiuntamente all'apparecchio.

Drivers - Alimentatori 24VDC

on/off

AL2124 (1) IP20 \varnothing 28 mm

AL2012 (1..3) IP20 \varnothing 60 mm

AL2031 (1..10) IP20 \varnothing 70 mm

AL2040 (1..21) IP20 \varnothing 80 mm

AL9222 (1..5) IP67 \varnothing 44 mm

AL9231 (1..10) IP67 \varnothing 85 mm

AL9240 (1..21) IP67 \varnothing 85 mm

dimmable

AL5012 (1..3) IP20 DALI 2 PUSH 0/1..10V \varnothing 45 mm

AL5241 (1..14) IP20 DALI 2 PUSH \varnothing 70 mm

AL8012 (1..3) IP67 DALI 2 \varnothing 48 mm

dimming module

AL7035 IP20 DALI 2 PUSH 0/1..10V \varnothing 44 mm

Note - Nota

Dimming module AL7035 to be used in combination with a 24VDC power supply. Modulo di dimmerazione AL7035 da utilizzare in combinazione con un alimentatore 24VDC.

SLOT 10

design: Roberto Mantovani

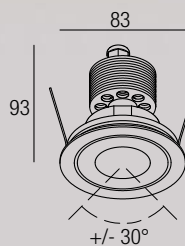


[DATASHEET](#)

[INSTALLATION MANUAL](#)

[CERTIFICATIONS](#)

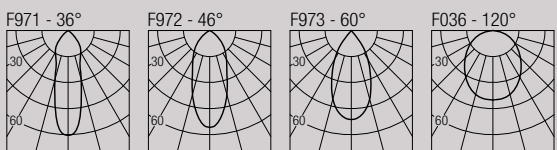
[LDT-IES](#) [DRAWINGS](#)



Adjustable IP-rated downlight

10W · 250mA (V_i 36V)
CRI85 - CRI93 · 2-Step MacAdam

	CRI85	CRI93
2700K	890 lm	840 lm
3000K	1000 lm	930 lm
4000K	1040 lm	960 lm



Code Construction - Costruzione del codice

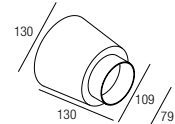
SL1 X X X X

S	M	W	X	
36°	46°	60°	120°	
B	G	N	K	Z
White Bianco	Grey Grigio	Black Nero	COR-TEN	INOX Steel AISI 316L
8	9			
CRI85	CRI93			
2	3	4		
2700K	3000K	4000K		

Accessories - Accessori

CSSL01

Recessing box - Controcassa



LSL101

Low luminance louver
Filtro antiabbagliamento



Note - Nota
The filter must be ordered together with the lighting fixture. Il filtro deve essere ordinato congiuntamente all'apparecchio.

Drivers - Alimentatori 250mA

on/off

AL1025 (1) IP20 \varnothing 40 mm

AL9025 (1) IP67 \varnothing 44 mm

dimmable

AL4030 (1) IP20 0/1..10V \varnothing 55 mm

ALD425 (1) IP20 DALI 2 PUSH \varnothing 36 mm

AL4031 (1) IP20 DALI 2 \varnothing 55 mm

AL4032 (1) IP20 IGBT-TRIAC \varnothing 55 mm

AL6025 (1) IP20 DALI \varnothing 44 mm



TYRONE 2

design: Roberto Mantovani

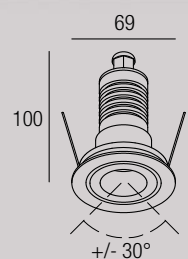


[DATASHEET](#)

[INSTALLATION MANUAL](#)

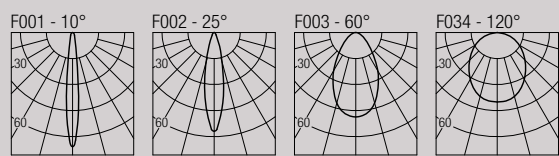
[CERTIFICATIONS](#)

[LDT-IES](#) [DRAWINGS](#)



Adjustable IP-rated downlight
1-2W · 350-500mA (V_i 2,9V) · Series wiring - Cablaggio in serie
CRI85 · 2-Step MacAdam

	350mA	500mA
2700K	89 lm	128 lm
3000K	93 lm	133 lm
4200K	103 lm	154 lm
6000K	114 lm	165 lm



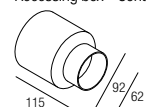
Code Construction - Costruzione del codice

TR2 X X X

B	G	N	K	Z
White Bianco	Grey Grigio	Black Nero	COR-TEN	INOX Steel AISI 316L
0	1	2	3	6
2700K	3000K	4200K	6000K	Blue Blu
0	1	2	9	7
10°	25°	60°	120°	Green Verde
				8
				Red Rosso

Accessories - Accessori

CSXJ01
Recessing box - Controcassa



LTR201

Low luminance louver
Filtro antiabbagliamento



Note - Nota
The filter must be ordered together with the lighting fixture.
Il filtro deve essere ordinato congiuntamente all'apparecchio.

Drivers - Alimentatori 350mA

on/off
AL1034 (1..11) IP20 ⌀ 30 mm
AL1035 (1..11) IP20 ⌀ 40 mm
AL1037 (1..16) IP20 S.P. ⌀ 55 mm
AL9011 (1..12) IP67 ⌀ 44 mm

dimmmable
AL4000 (1..12) IP20 PUSH 0/1..10V ⌀ 72 mm
ALD435 (1..11) IP20 DALI 2 PUSH ⌀ 36 mm
AL4051 (2..14) IP20 DALI 2 ⌀ 72 mm
AL4053 (1..14) IP20 PUSH IGBT-TRIAC ⌀ 56 mm
AL6035 (2..8) IP67 DALI 2 ⌀ 44 mm
AL8035 (4..16) IP67 DALI 2 ⌀ 48 mm

Drivers - Alimentatori 500mA

on/off
AL1074 (1..7) IP20 ⌀ 30 mm
AL1077 (1..6) IP20 ⌀ 40 mm
AL1084 (1..11) IP20 S.P. ⌀ 55 mm
AL9051 (1..11) IP67 ⌀ 44 mm

dimmmable
AL4010 (1..12) IP20 PUSH 0/1..10V ⌀ 72 mm
ALD450 (1..7) IP20 DALI 2 PUSH ⌀ 36 mm
AL4151 (2..14) IP20 DALI 2 ⌀ 72 mm
AL4153 (1..14) IP20 PUSH IGBT-TRIAC ⌀ 56 mm
AL6050 (2..6) IP67 DALI 2 ⌀ 44 mm
AL8050 (4..16) IP67 DALI 2 ⌀ 48 mm

TYRONE 6

design: Roberto Mantovani

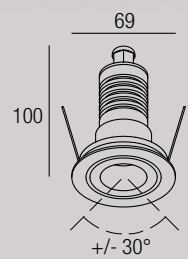


[DATASHEET](#)

[INSTALLATION MANUAL](#)

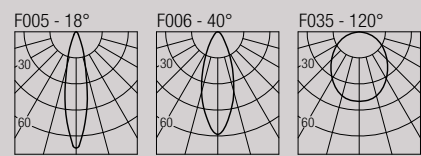
[CERTIFICATIONS](#)

[LDT-IES](#) [DRAWINGS](#)



Adjustable IP-rated downlight
3-6W · 350-500mA (V_i 8,7V) · Series wiring - Cablaggio in serie
CRI85 · 2-Step MacAdam

	350mA	500mA
2700K	267 lm	384 lm
3000K	279 lm	400 lm
4200K	309 lm	462 lm
6000K	342 lm	495 lm



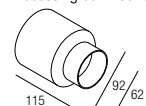
Code Construction - Costruzione del codice

TR6 X X X

B	G	N	K	Z
White Bianco	Grey Grigio	Black Nero	COR-TEN	INOX Steel AISI 316L
0	1	2	3	6
2700K	3000K	4200K	6000K	Blue Blu
1	2	9		7
18°	40°	120°		Green Verde
				8
				Red Rosso

Accessories - Accessori

CSXJ01
Recessing box - Controcassa



LTR601

Low luminance louver
Filtro antiabbagliamento



Note - Nota
The filter must be ordered together with the lighting fixture.
Il filtro deve essere ordinato congiuntamente all'apparecchio.

Drivers - Alimentatori 350mA

on/off
AL1034 (1..3) IP20 ⌀ 30 mm
AL1035 (1..3) IP20 ⌀ 40 mm
AL1037 (1..5) IP20 S.P. ⌀ 55 mm
AL9011 (1..4) IP67 ⌀ 44 mm

dimmmable
AL4000 (1..4) IP20 PUSH 0/1..10V ⌀ 72 mm
ALD435 (1..3) IP20 DALI 2 PUSH ⌀ 36 mm
AL4051 (1..4) IP20 DALI 2 ⌀ 72 mm
AL4053 (1..4) IP20 PUSH IGBT-TRIAC ⌀ 56 mm
AL6035 (1..3) IP67 DALI 2 ⌀ 44 mm
AL8035 (2..4) IP67 DALI 2 ⌀ 48 mm

Drivers - Alimentatori 500mA

on/off
AL1074 (1..2) IP20 ⌀ 30 mm
AL1077 (1..2) IP20 ⌀ 40 mm
AL1084 (1..3) IP20 S.P. ⌀ 55 mm
AL9051 (1..3) IP67 ⌀ 44 mm

dimmmable
AL4010 (1..4) IP20 PUSH 0/1..10V ⌀ 72 mm
ALD450 (1..2) IP20 DALI 2 PUSH ⌀ 36 mm
AL4151 (1..4) IP20 DALI 2 ⌀ 72 mm
AL4153 (1..4) IP20 PUSH IGBT-TRIAC ⌀ 56 mm
AL6050 (1..2) IP67 DALI 2 ⌀ 44 mm
AL8050 (2..4) IP67 DALI 2 ⌀ 48 mm



TYRONE 6 EVO

design: Roberto Mantovani

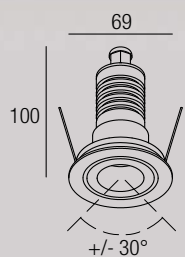


[DATASHEET](#)

[INSTALLATION MANUAL](#)

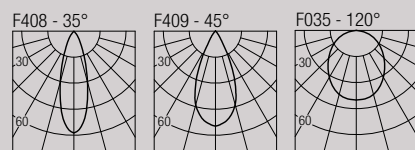
[CERTIFICATIONS](#)

[LDT-IES](#) [DRAWINGS](#)

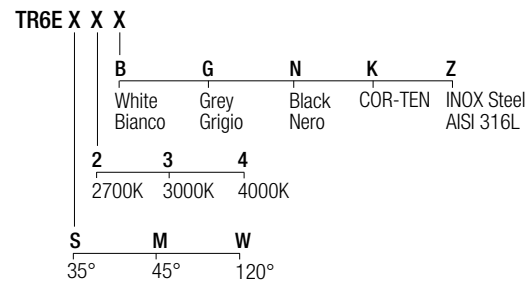


Adjustable IP-rated downlight
6W · 500mA (V,9V) · Series wiring - Cablaggio in serie
CRI98 · 2-Step MacAdam

2700K **540 lm**
3000K **600 lm**
4000K **620 lm**

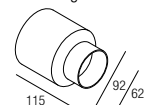


Code Construction - Costruzione del codice



Accessories - Accessori

CSXJ01
Recessing box - Controcassa



LTR6E01
Low luminance louver
Filtro antiabbagliamento



Note - Nota
The filter must be ordered together with the lighting fixture.
Il filtro deve essere ordinato congiuntamente all'apparecchio.

Drivers - Alimentatori 500mA

- on/off
- AL1074** (1..2) IP20 \varnothing 30 mm
 - AL1077** (1..2) IP20 \varnothing 40 mm
 - AL1084** (1..3) IP20 S.P. \varnothing 55 mm
 - AL9051** (1..3) IP67 \varnothing 44 mm
- dimming
- AL4010** (1..4) IP20 PUSH 0/1..10V \varnothing 72 mm
 - ALD450** (1..2) IP20 DALI 2 PUSH \varnothing 36 mm
 - AL4151** (1..4) IP20 DALI 2 \varnothing 72 mm
 - AL4153** (1..4) IP20 PUSH IGBT-TRIAC \varnothing 56 mm
 - AL6050** (1..2) IP67 DALI 2 \varnothing 44 mm
 - AL8050** (2..4) IP67 DALI 2 \varnothing 48 mm

TYRONE 724

design: Roberto Mantovani

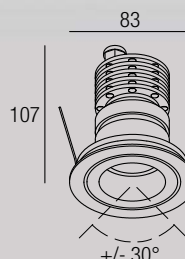


[DATASHEET](#)

[INSTALLATION MANUAL](#)

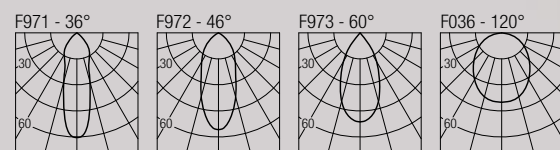
[CERTIFICATIONS](#)

[LDT-IES](#) [DRAWINGS](#)

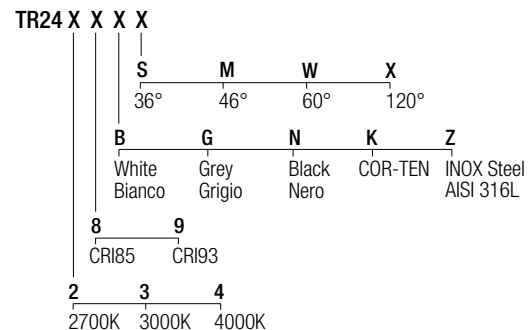


Adjustable IP-rated downlight
7W · 24VDC · Parallel wiring - Cablaggio in parallelo
CRI85 - CRI93 · 2-Step MacAdam

2700K **630 lm** **590 lm**
3000K **700 lm** **650 lm**
4000K **730 lm** **670 lm**

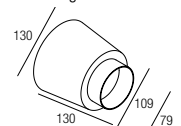


Code Construction - Costruzione del codice



Accessories - Accessori

CSSL01
Recessing box - Controcassa



LTR2401
Low luminance louver
Filtro antiabbagliamento



Note - Nota
The filter must be ordered together with the lighting fixture.
Il filtro deve essere ordinato congiuntamente all'apparecchio.

Drivers - Alimentatori 24VDC

- on/off
- AL2124** (1) IP20 \varnothing 28 mm
 - AL2012** (1..3) IP20 \varnothing 60 mm
 - AL2031** (1..10) IP20 \varnothing 70 mm
 - AL2040** (1..21) IP20 \varnothing 80 mm
 - AL9222** (1..5) IP67 \varnothing 44 mm
 - AL9231** (1..10) IP67 \varnothing 85 mm
 - AL9240** (1..21) IP67 \varnothing 85 mm
- dimming
- AL5012** (1..3) IP20 DALI 2 PUSH 0/1..10V \varnothing 45 mm
 - AL5241** (1..14) IP20 DALI 2 PUSH \varnothing 70 mm
 - AL8012** (1..3) IP67 DALI 2 \varnothing 48 mm
- dimming module
- AL7035** IP20 DALI 2 PUSH 0/1..10V \varnothing 44 mm
- Note - Nota
Dimming module AL7035 to be used in combination with a 24VDC power supply.
Modulo di dimmerazione AL7035 da utilizzare in combinazione con un alimentatore 24VDC.



TYRONE 10

design: Roberto Mantovani

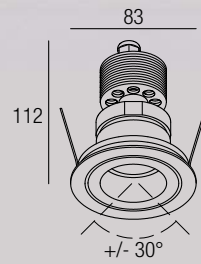


DATASHEET ▶

INSTALLATION MANUAL ▶

CERTIFICATIONS ▶

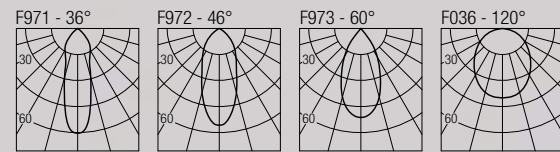
LDT-IES ▶ DRAWINGS ▶



Adjustable IP-rated downlight

10W · 250mA (V, 36V)
CRI85 - CRI93 · 2-Step MacAdam

	CRI85	CRI93
2700K	890 lm	840 lm
3000K	1000 lm	930 lm
4000K	1040 lm	960 lm



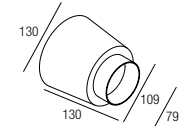
Code Construction - Costruzione del codice

TR1 X X X X

S	M	W	X	
36°	46°	60°	120°	
B	G	N	K	Z
White Bianco	Grey Grigio	Black Nero	COR-TEN	INOX Steel AISI 316L
8	9			
CRI85	CRI93			
2	3	4		
2700K	3000K	4000K		

Accessories - Accessori

CSSL01
Recessing box - Controcassa



LTR101
Low luminance louver
Filtro antiabbagliamento



Note - Nota
The filter must be ordered together with the lighting fixture.
Il filtro deve essere ordinato congiuntamente all'apparecchio.

Drivers - Alimentatori 250mA

- on/off
- AL1025** (1) IP20 ⌀40 mm
 - AL9025** (1) IP67 ⌀44 mm
- dimmmable
- AL4030** (1) IP20 0/1..10V ⌀55 mm
 - ALD425** (1) IP20 DALI 2 PUSH ⌀36 mm
 - AL4031** (1) IP20 DALI 2 ⌀55 mm
 - AL4032** (1) IP20 IGBT-TRIAC ⌀55 mm
 - AL6025** (1) IP20 DALI ⌀44 mm



TYLA

design: Roberto Mantovani



[DATASHEET](#)

[INSTALLATION MANUAL](#)

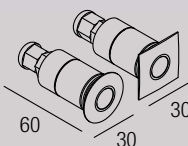
[CERTIFICATIONS](#)

[LDT-IES](#) [DRAWINGS](#)

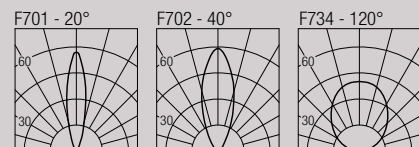


Uplight

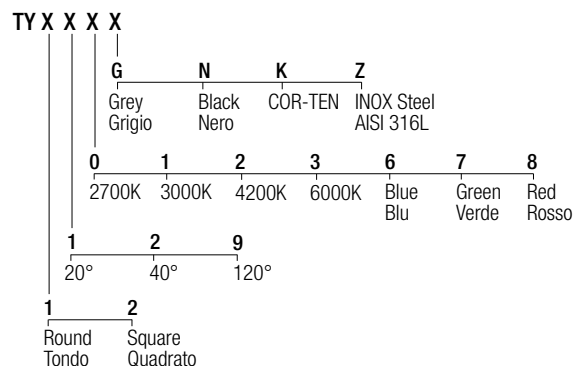
1W · 350mA (V, 2,9V) · Series wiring - Cablaggio in serie
CRI85 · 2-Step MacAdam



2700K	101 lm
3000K	109 lm
4200K	116 lm
6000K	132 lm



Code Construction - Costruzione del codice



Accessories - Accessori

CSTY01
Recessing box - Controcassa

Note - Nota
Made-to-measure cable available on request.
Cavo a misura disponibile su richiesta.

Drivers - Alimentatori 350mA

on/off
AL1034 (1..11) IP20 ⌀30 mm
AL1035 (1..11) IP20 ⌀40 mm
AL1037 (1..16) IP20 S.P. ⌀55 mm
AL9011 (1..12) IP67 ⌀44 mm

dimmmable
AL4000 (1..12) IP20 PUSH 0/1..10V ⌀72 mm
ALD435 (1..11) IP20 DALI 2 PUSH ⌀36 mm
AL4051 (2..14) IP20 DALI 2 ⌀72 mm
AL4053 (1..14) IP20 PUSH IGBT-TRIAC ⌀56 mm
AL6035 (2..8) IP67 DALI 2 ⌀44 mm
AL8035 (4..16) IP67 DALI 2 ⌀48 mm

LANDA

design: Roberto Mantovani



[DATASHEET](#)

[INSTALLATION MANUAL](#)

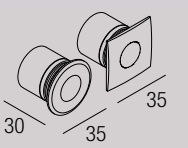
[CERTIFICATIONS](#)

[LDT-IES](#) [DRAWINGS](#)

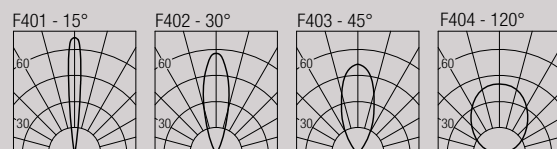


Uplight

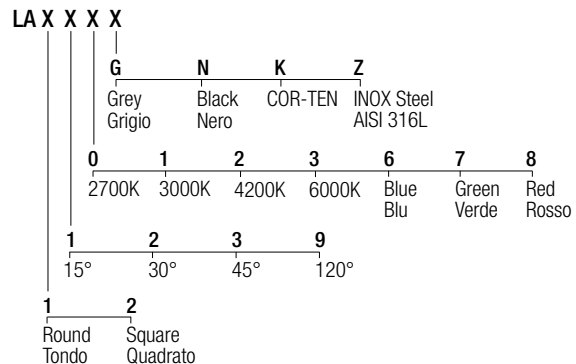
1W · 350mA (V, 2,9V) · Series wiring - Cablaggio in serie
CRI85 · 2-Step MacAdam



2700K	101 lm
3000K	109 lm
4200K	116 lm
6000K	132 lm



Code Construction - Costruzione del codice



Accessories - Accessori

CSLN01
Recessing box - Controcassa

LLA01
Low luminance louver
Filtro antiabbagliamento

Note - Nota
The filter must be ordered together with the lighting fixture.
Il filtro deve essere ordinato congiuntamente all'apparecchio.

Drivers - Alimentatori 350mA

on/off
AL1034 (1..11) IP20 ⌀30 mm
AL1035 (1..11) IP20 ⌀40 mm
AL1037 (1..16) IP20 S.P. ⌀55 mm
AL9011 (1..12) IP67 ⌀44 mm

dimmmable
AL4000 (1..12) IP20 PUSH 0/1..10V ⌀72 mm
ALD435 (1..11) IP20 DALI 2 PUSH ⌀36 mm
AL4051 (2..14) IP20 DALI 2 ⌀72 mm
AL4053 (1..14) IP20 PUSH IGBT-TRIAC ⌀56 mm
AL6035 (2..8) IP67 DALI 2 ⌀44 mm
AL8035 (4..16) IP67 DALI 2 ⌀48 mm



LANDA 2

design: Roberto Mantovani

[DATASHEET](#)

[INSTALLATION MANUAL](#)

[CERTIFICATIONS](#)

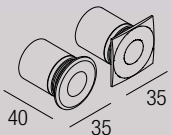
[LDT-IES](#)

[DRAWINGS](#)

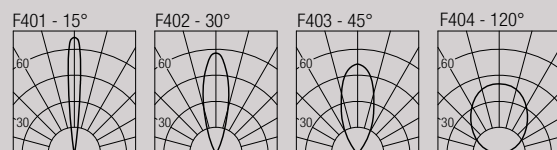


Uplight

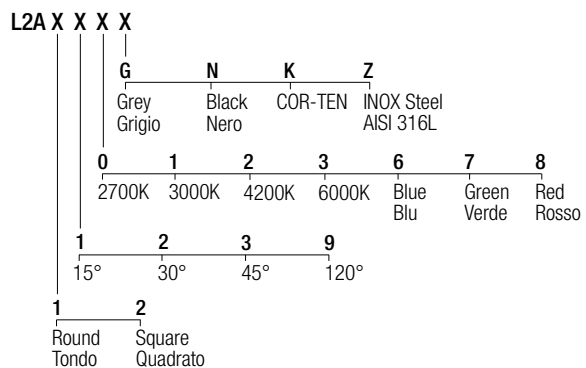
2W · 500mA (V_i 2,9V) · Series wiring - Cablaggio in serie
CRI85 · 2-Step MacAdam



2700K	175 lm
3000K	181 lm
4200K	197 lm
6000K	211 lm



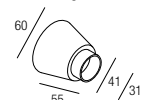
Code Construction - Costruzione del codice



Accessories - Accessori

CSLN01

Recessing box - Controcassa



LL2A01

Low luminance louver
Filtro antiabbagliamento



Note - Nota
The filter must be ordered together with the lighting fixture. Il filtro deve essere ordinato congiuntamente all'apparecchio.

Note - Nota
Made-to-measure cable available on request. Cavo a misura disponibile su richiesta.

Drivers - Alimentatori 500mA

- on/off
- AL1074 (1..7) IP20 ⌀30 mm
 - AL1077 (1..6) IP20 ⌀40 mm
 - AL1084 (1..11) IP20 S.P. ⌀55 mm
 - AL9051 (1..11) IP67 ⌀44 mm
- dimmmable
- AL4010 (1..12) IP20 PUSH 0/1..10V ⌀72 mm
 - ALD450 (1..7) IP20 DALI 2 PUSH ⌀36 mm
 - AL4151 (2..14) IP20 DALI 2 ⌀72 mm
 - AL4153 (1..14) IP20 PUSH IGBT-TRIAC ⌀56 mm
 - AL6050 (2..6) IP67 DALI 2 ⌀44 mm
 - AL8050 (4..16) IP67 DALI 2 ⌀48 mm

FATBOY 2

design: Roberto Mantovani

[DATASHEET](#)

[INSTALLATION MANUAL](#)

[CERTIFICATIONS](#)

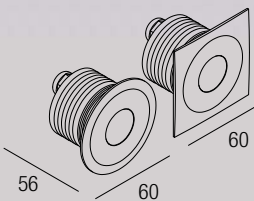
[LDT-IES](#)

[DRAWINGS](#)

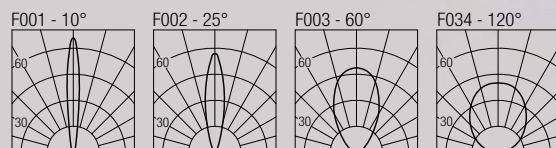


Uplight

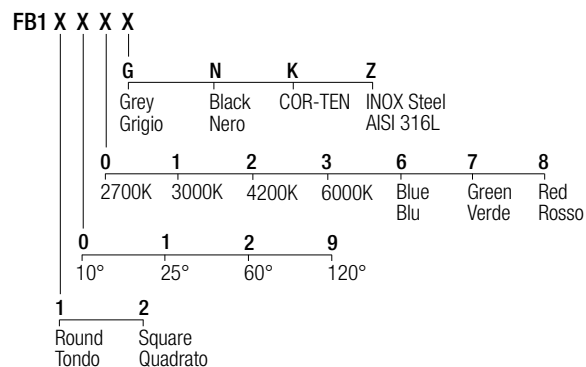
1-2W · 350-500mA (V_i 2,9V) · Series wiring - Cablaggio in serie
CRI85 · 2-Step MacAdam



	350mA	500mA
2700K	89 lm	128 lm
3000K	93 lm	133 lm
4200K	103 lm	154 lm
6000K	114 lm	165 lm



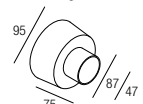
Code Construction - Costruzione del codice



Accessories - Accessori

CSFB01

Recessing box - Controcassa



Note - Nota
Made-to-measure cable available on request. Cavo a misura disponibile su richiesta.

Drivers - Alimentatori 350mA

- on/off
- AL1034 (1..11) IP20 ⌀30 mm
 - AL1035 (1..11) IP20 ⌀40 mm
 - AL1037 (1..16) IP20 S.P. ⌀55 mm
 - AL9011 (1..12) IP67 ⌀44 mm
- dimmmable
- AL4000 (1..12) IP20 PUSH 0/1..10V ⌀72 mm
 - ALD435 (1..11) IP20 DALI 2 PUSH ⌀36 mm
 - AL4051 (2..14) IP20 DALI 2 ⌀72 mm
 - AL4053 (1..14) IP20 PUSH IGBT-TRIAC ⌀56 mm
 - AL6035 (2..8) IP67 DALI 2 ⌀44 mm
 - AL8035 (4..16) IP67 DALI 2 ⌀48 mm

Drivers - Alimentatori 500mA

- on/off
- AL1074 (1..7) IP20 ⌀30 mm
 - AL1077 (1..6) IP20 ⌀40 mm
 - AL1084 (1..11) IP20 S.P. ⌀55 mm
 - AL9051 (1..11) IP67 ⌀44 mm
- dimmmable
- AL4010 (1..12) IP20 PUSH 0/1..10V ⌀72 mm
 - ALD450 (1..7) IP20 DALI 2 PUSH ⌀36 mm
 - AL4151 (2..14) IP20 DALI 2 ⌀72 mm
 - AL4153 (1..14) IP20 PUSH IGBT-TRIAC ⌀56 mm
 - AL6050 (2..6) IP67 DALI 2 ⌀44 mm
 - AL8050 (4..16) IP67 DALI 2 ⌀48 mm



FRONK

design: Roberto Mantovani



[DATASHEET](#)

[INSTALLATION MANUAL](#)

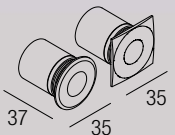
[CERTIFICATIONS](#)

[LDT-IES](#) [DRAWINGS](#)

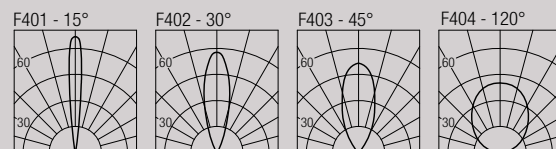


Uplight

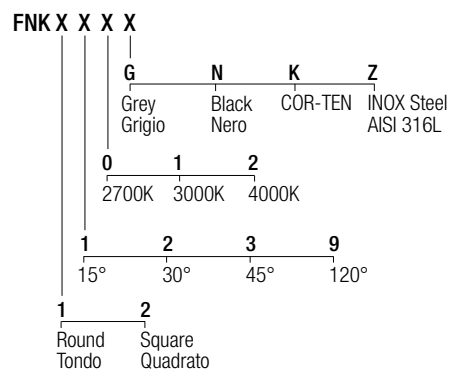
2W · 24VDC · Parallel wiring - Cablaggio in parallelo
CRI85 · 2-Step MacAdam



2700K — 128 lm
3000K — 133 lm
4000K — 154 lm

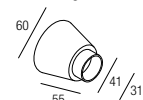


Code Construction - Costruzione del codice



Accessories - Accessori

CSLN01
Recessing box - Controcassa



LFNK01
Low luminance louver
Filtro antiabbagliamento

Note - Nota
The filter must be ordered together with the lighting fixture. Il filtro deve essere ordinato congiuntamente all'apparecchio.

Note - Nota
Made-to-measure cable available on request. Cavo a misura disponibile su richiesta.

Drivers - Alimentatori 24VDC

on/off
AL2124 (1..5) IP20 \varnothing 28 mm
AL2012 (1..12) IP20 \varnothing 60 mm
AL2031 (1..35) IP20 \varnothing 70 mm
AL9222 (1..18) IP67 \varnothing 44 mm
AL9231 (1..35) IP67 \varnothing 85 mm

dimmmable
AL5012 (1..12) IP20 DALI 2 PUSH 0/1..10V \varnothing 45 mm
AL8012 (1..12) IP67 DALI 2 \varnothing 48 mm

dimming module
AL7035 IP20 DALI 2 PUSH 0/1..10V \varnothing 44 mm

Note - Nota
Dimming module AL7035 to be used in combination with a 24VDC power supply. Modulo di dimmerazione AL7035 da utilizzare in combinazione con un alimentatore 24VDC.

FROG

design: Roberto Mantovani



[DATASHEET](#)

[INSTALLATION MANUAL](#)

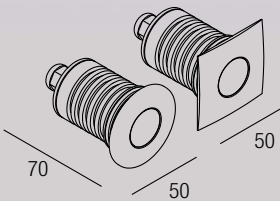
[CERTIFICATIONS](#)

[LDT-IES](#) [DRAWINGS](#)

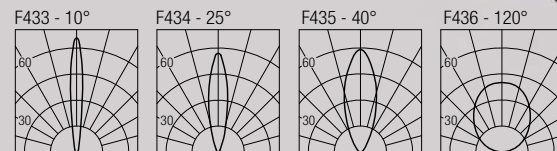


Uplight

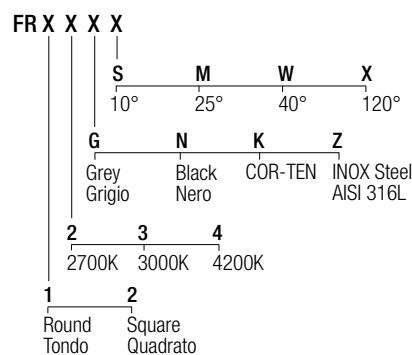
2W · 24VDC · Parallel wiring - Cablaggio in parallelo
CRI85 · 2-Step MacAdam



2700K — 128 lm
3000K — 133 lm
4200K — 154 lm

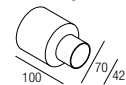


Code Construction - Costruzione del codice



Accessories - Accessori

CSXT01
Recessing box - Controcassa



LFR01
Low luminance louver
Filtro antiabbagliamento

Note - Nota
The filter must be ordered together with the lighting fixture. Il filtro deve essere ordinato congiuntamente all'apparecchio.

Note - Nota
Made-to-measure cable available on request. Cavo a misura disponibile su richiesta.

Drivers - Alimentatori 24VDC

on/off
AL2124 (1..5) IP20 \varnothing 28 mm
AL2012 (1..12) IP20 \varnothing 60 mm
AL2031 (1..35) IP20 \varnothing 70 mm
AL9222 (1..18) IP67 \varnothing 44 mm
AL9231 (1..35) IP67 \varnothing 85 mm

dimmmable
AL5012 (1..12) IP20 DALI 2 PUSH 0/1..10V \varnothing 45 mm
AL8012 (1..12) IP67 DALI 2 \varnothing 48 mm

dimming module
AL7035 IP20 DALI 2 PUSH 0/1..10V \varnothing 44 mm

Note - Nota
Dimming module AL7035 to be used in combination with a 24VDC power supply. Modulo di dimmerazione AL7035 da utilizzare in combinazione con un alimentatore 24VDC.



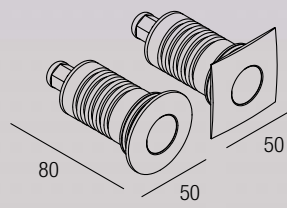
TERA 2

design: Roberto Mantovani



[DATASHEET](#) [INSTALLATION MANUAL](#)

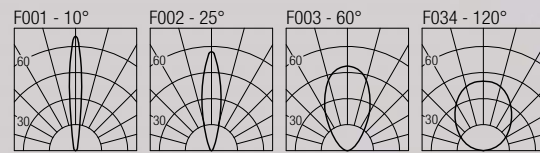
[CERTIFICATIONS](#) [LDT-IES](#) [DRAWINGS](#)



Uplight

1-2W · 350-500mA (V_i 2,9V) · Series wiring - Cablaggio in serie
CRI85 · 2-Step MacAdam

	350mA	500mA
2700K	89 lm	128 lm
3000K	93 lm	133 lm
4200K	103 lm	154 lm
6000K	114 lm	165 lm



Code Construction - Costruzione del codice

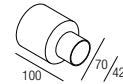
XT1 X X X X

1	2	3	4	5	6	7	8
G	N	K	Z				
Grey Grigio	Black Nero	COR-TEN	INOX Steel AISI 316L				
0	1	2	3	6	7	8	
2700K	3000K	4200K	6000K	Blue Blu	Green Verde	Red Rosso	
0	1	2	9				
10°	25°	60°	120°				
1	2						
Round Tondo	Square Quadrato						

Accessories - Accessori

CSXT01

Recessing box - Controcassa



LXT101

Low luminance louver
Filtro antiabbagliamento



Note - Nota
The filter must be ordered together with the lighting fixture. Il filtro deve essere ordinato congiuntamente all'apparecchio.

Note - Nota

Made-to-measure cable available on request. Cavo a misura disponibile su richiesta.

Drivers - Alimentatori 350mA

on/off

- AL1034 (1..11) IP20 ⌀ 30 mm
- AL1035 (1..11) IP20 ⌀ 40 mm
- AL1037 (1..16) IP20 S.P. ⌀ 55 mm
- AL9011 (1..12) IP67 ⌀ 44 mm

dimmmable

- AL4000 (1..12) IP20 PUSH 0/1..10V ⌀ 72 mm
- ALD435 (1..11) IP20 DALI 2 PUSH ⌀ 36 mm
- AL4051 (2..14) IP20 DALI 2 ⌀ 72 mm
- AL4053 (1..14) IP20 PUSH IGBT-TRIAC ⌀ 56 mm
- AL6035 (2..8) IP67 DALI 2 ⌀ 44 mm
- AL8035 (4..16) IP67 DALI 2 ⌀ 48 mm

Drivers - Alimentatori 500mA

on/off

- AL1074 (1..7) IP20 ⌀ 30 mm
- AL1077 (1..6) IP20 ⌀ 40 mm
- AL1084 (1..11) IP20 S.P. ⌀ 55 mm
- AL9051 (1..11) IP67 ⌀ 44 mm

dimmmable

- AL4010 (1..12) IP20 PUSH 0/1..10V ⌀ 72 mm
- ALD450 (1..7) IP20 DALI 2 PUSH ⌀ 36 mm
- AL4151 (2..14) IP20 DALI 2 ⌀ 72 mm
- AL4153 (1..14) IP20 PUSH IGBT-TRIAC ⌀ 56 mm
- AL6050 (2..6) IP67 DALI 2 ⌀ 44 mm
- AL8050 (4..16) IP67 DALI 2 ⌀ 48 mm

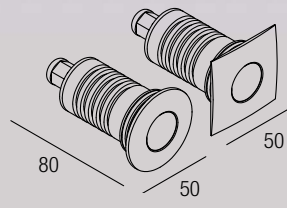
TERA 6

design: Roberto Mantovani



[DATASHEET](#) [INSTALLATION MANUAL](#)

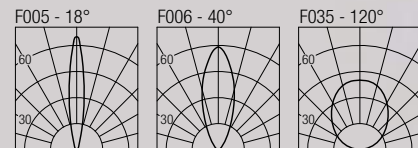
[CERTIFICATIONS](#) [LDT-IES](#) [DRAWINGS](#)



Uplight

3-6W · 350-500mA (V_i 8,7V) · Series wiring - Cablaggio in serie
CRI85 · 2-Step MacAdam

	350mA	500mA
2700K	267 lm	384 lm
3000K	279 lm	400 lm
4200K	309 lm	462 lm
6000K	342 lm	495 lm



Code Construction - Costruzione del codice

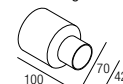
XT2 X X X X

1	2	3	4	5	6	7	8
G	N	K	Z				
Grey Grigio	Black Nero	COR-TEN	INOX Steel AISI 316L				
0	1	2	3	6	7	8	
2700K	3000K	4200K	6000K	Blue Blu	Green Verde	Red Rosso	
1	2	9					
18°	40°	120°					
1	2						
Round Tondo	Square Quadrato						

Accessories - Accessori

CSXT01

Recessing box - Controcassa



LXT201

Low luminance louver
Filtro antiabbagliamento



Note - Nota
The filter must be ordered together with the lighting fixture. Il filtro deve essere ordinato congiuntamente all'apparecchio.

Note - Nota

Made-to-measure cable available on request. Cavo a misura disponibile su richiesta.

Drivers - Alimentatori 350mA

on/off

- AL1034 (1..3) IP20 ⌀ 30 mm
- AL1035 (1..3) IP20 ⌀ 40 mm
- AL1037 (1..5) IP20 S.P. ⌀ 55 mm
- AL9011 (1..4) IP67 ⌀ 44 mm

dimmmable

- AL4000 (1..4) IP20 PUSH 0/1..10V ⌀ 72 mm
- ALD435 (1..3) IP20 DALI 2 PUSH ⌀ 36 mm
- AL4051 (1..4) IP20 DALI 2 ⌀ 72 mm
- AL4053 (1..4) IP20 PUSH IGBT-TRIAC ⌀ 56 mm
- AL6035 (1..3) IP67 DALI 2 ⌀ 44 mm
- AL8035 (2..4) IP67 DALI 2 ⌀ 48 mm

Drivers - Alimentatori 500mA

on/off

- AL1074 (1..2) IP20 ⌀ 30 mm
- AL1077 (1..2) IP20 ⌀ 40 mm
- AL1084 (1..3) IP20 S.P. ⌀ 55 mm
- AL9051 (1..3) IP67 ⌀ 44 mm

dimmmable

- AL4010 (1..4) IP20 PUSH 0/1..10V ⌀ 72 mm
- ALD450 (1..2) IP20 DALI 2 PUSH ⌀ 36 mm
- AL4151 (1..4) IP20 DALI 2 ⌀ 72 mm
- AL4153 (1..4) IP20 PUSH IGBT-TRIAC ⌀ 56 mm
- AL6050 (1..2) IP67 DALI 2 ⌀ 44 mm
- AL8050 (2..4) IP67 DALI 2 ⌀ 48 mm



TERA 6 EVO

design: Roberto Mantovani

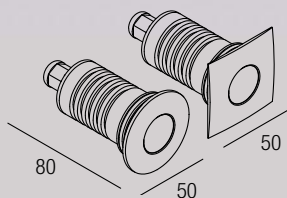


[DATASHEET](#)

[INSTALLATION MANUAL](#)

[CERTIFICATIONS](#)

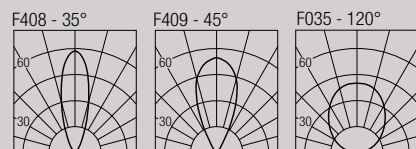
[LDT-IES](#) [DRAWINGS](#)



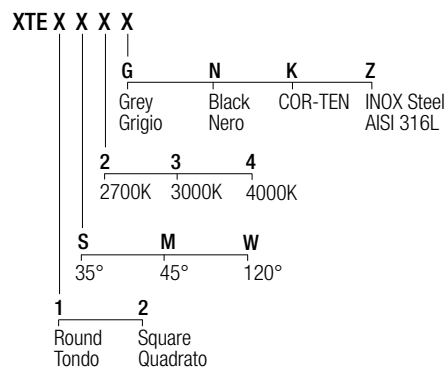
Uplight

6W · 500mA (V,9V) · Series wiring - Cablaggio in serie
CRI98 · 2-Step MacAdam

2700K — 540 lm
3000K — 600 lm
4000K — 620 lm



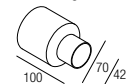
Code Construction - Costruzione del codice



Accessories - Accessori

CSXT01

Recessing box - Controcassa



LXTE01

Low luminance louver
Filtro antiabbagliamento



Note - Nota
The filter must be ordered together with the lighting fixture. Il filtro deve essere ordinato congiuntamente all'apparecchio.

Note - Nota
Made-to-measure cable available on request. Cavo a misura disponibile su richiesta.

Drivers - Alimentatori 500mA

- on/off
- AL1074 (1..2) IP20 ⌀ 30 mm
 - AL1077 (1..2) IP20 ⌀ 40 mm
 - AL1084 (1..3) IP20 S.P. ⌀ 55 mm
 - AL9051 (1..3) IP67 ⌀ 44 mm
- dimmmable
- AL4010 (1..4) IP20 PUSH 0/1..10V ⌀ 72 mm
 - ALD450 (1..2) IP20 DALI 2 PUSH ⌀ 36 mm
 - AL4151 (1..4) IP20 DALI 2 ⌀ 72 mm
 - AL4153 (1..4) IP20 PUSH IGBT-TRIAC ⌀ 56 mm
 - AL6050 (1..2) IP67 DALI 2 ⌀ 44 mm
 - AL8050 (2..4) IP67 DALI 2 ⌀ 48 mm

TERA 7

design: Roberto Mantovani

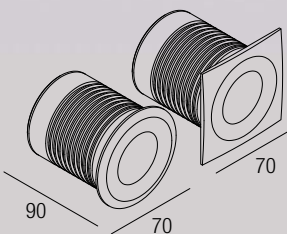


[DATASHEET](#)

[INSTALLATION MANUAL](#)

[CERTIFICATIONS](#)

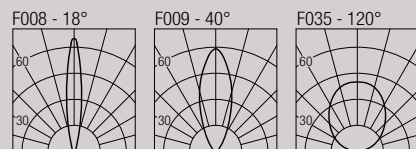
[LDT-IES](#) [DRAWINGS](#)



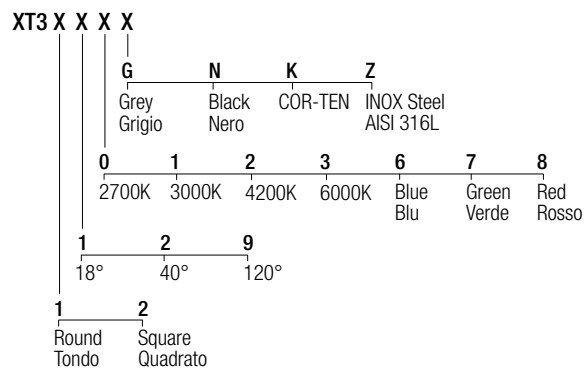
Uplight

7W · 350mA (V,20,3V) · Series wiring - Cablaggio in serie
CRI85 · 2-Step MacAdam

2700K — 623 lm
3000K — 651 lm
4200K — 721 lm
6000K — 798 lm



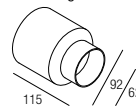
Code Construction - Costruzione del codice



Accessories - Accessori

CSXJ01

Recessing box - Controcassa



LXT301

Low luminance louver
Filtro antiabbagliamento



Note - Nota
The filter must be ordered together with the lighting fixture. Il filtro deve essere ordinato congiuntamente all'apparecchio.

Note - Nota
Made-to-measure cable available on request. Cavo a misura disponibile su richiesta.

Drivers - Alimentatori 350mA

- on/off
- AL1034 (1) IP20 ⌀ 30 mm
 - AL1035 (1) IP20 ⌀ 40 mm
 - AL1037 (1..2) IP20 S.P. ⌀ 55 mm
 - AL9011 (1) IP67 ⌀ 44 mm
- dimmmable
- AL4000 (1) IP20 PUSH 0/1..10V ⌀ 72 mm
 - ALD435 (1) IP20 DALI 2 PUSH ⌀ 36 mm
 - AL4051 (1) IP20 DALI 2 ⌀ 72 mm
 - AL4053 (1) IP20 PUSH IGBT-TRIAC ⌀ 56 mm
 - AL6035 (1) IP67 DALI 2 ⌀ 44 mm
 - AL8035 (1..2) IP67 DALI 2 ⌀ 48 mm



TERA 524

design: Roberto Mantovani



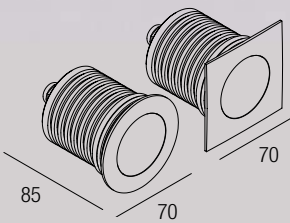
[DATASHEET](#)

[INSTALLATION MANUAL](#)

[CERTIFICATIONS](#)

[LDT-IES](#)

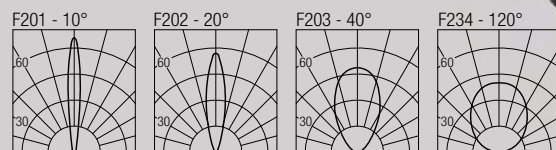
[DRAWINGS](#)



Uplight

6W · 24VDC · Parallel wiring · Cablaggio in parallelo
CRI85 · 2-Step MacAdam

2700K **384 lm**
3000K **400 lm**
4200K **462 lm**
6000K **495 lm**



Code Construction - Costruzione del codice

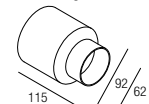
XT5 X X X X

G	N	K	Z
Grey Grigio	Black Nero	COR-TEN	INOX Steel AISI 316L
0	1	2	3
2700K	3000K	4200K	6000K
0	1	2	9
10°	20°	40°	120°
1	2		
Round Tondo	Square Quadrato		

Accessories - Accessori

CSXJ01

Recessing box - Controcassa



LXT501

Low luminance louver
Filtro antiabbagliamento



Note - Nota

The filter must be ordered together with the lighting fixture. Il filtro deve essere ordinato congiuntamente all'apparecchio.

Note - Nota

Made-to-measure cable available on request. Cavo a misura disponibile su richiesta.

Drivers - Alimentatori 24VDC

on/off

- AL2124** (1) IP20 ⌀28 mm
- AL2012** (1..4) IP20 ⌀60 mm
- AL2031** (1..11) IP20 ⌀70 mm
- AL2040** (1..25) IP20 ⌀80 mm
- AL9222** (1..6) IP67 ⌀44 mm
- AL9231** (1..11) IP67 ⌀85 mm
- AL9240** (1..25) IP67 ⌀85 mm

dimmable

- AL5012** (1..4) IP20 DALI 2 PUSH 0/1..10V ⌀45 mm
- AL5241** (1..16) IP20 DALI 2 PUSH ⌀70 mm
- AL8012** (1..4) IP67 DALI 2 ⌀48 mm

dimming module

- AL7035** IP20 DALI 2 PUSH 0/1..10V ⌀44 mm

Note - Nota

Dimming module AL7035 to be used in combination with a 24VDC power supply. Modulo di dimmerazione AL7035 da utilizzare in combinazione con un alimentatore 24VDC.

DIG 6

design: Rod&Todd



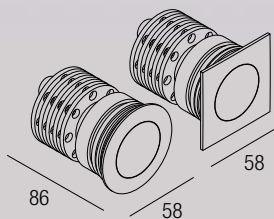
[DATASHEET](#)

[INSTALLATION MANUAL](#)

[CERTIFICATIONS](#)

[LDT-IES](#)

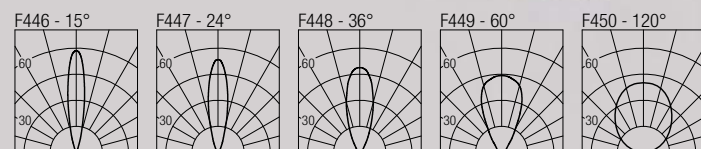
[DRAWINGS](#)



Uplight

6W · 500mA (V,9V) · Series wiring · Cablaggio in serie
CRI98 · 2-Step MacAdam

2700K **540 lm**
3000K **600 lm**
4000K **620 lm**



Code Construction - Costruzione del codice

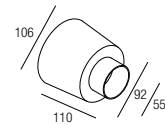
DIG6 X X X X

N	S	M	W	X	
15°	24°	36°	60°	120°	
G	N	K	Z		
Grey Grigio	Black Nero	COR-TEN	INOX Steel AISI 316L		
2	3	4			
2700K	3000K	4000K			
1	2				
Round Tondo	Square Quadrato				

Accessories - Accessori

CSDS10

Recessing box - Controcassa



LDIG601

Low luminance louver
Filtro antiabbagliamento



Note - Nota

The filter must be ordered together with the lighting fixture. Il filtro deve essere ordinato congiuntamente all'apparecchio.

Note - Nota

Made-to-measure cable available on request. Cavo a misura disponibile su richiesta.

Drivers - Alimentatori 500mA

on/off

- AL1074** (1..2) IP20 ⌀30 mm
- AL1077** (1..2) IP20 ⌀40 mm
- AL1084** (1..3) IP20 S.P. ⌀55 mm
- AL9051** (1..3) IP67 ⌀44 mm

dimmable

- AL4010** (1..4) IP20 PUSH 0/1..10V ⌀72 mm
- ALD450** (1..2) IP20 DALI 2 PUSH ⌀36 mm
- AL4151** (1..4) IP20 DALI 2 ⌀72 mm
- AL4153** (1..4) IP20 PUSH IGBT-TRIAC ⌀56 mm
- AL6050** (1..2) IP67 DALI 2 ⌀44 mm
- AL8050** (2..4) IP67 DALI 2 ⌀48 mm



DIG 10

design: Rod&Todd



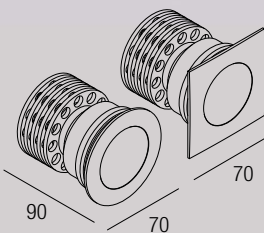
[DATASHEET](#)

[INSTALLATION MANUAL](#)

[CERTIFICATIONS](#)

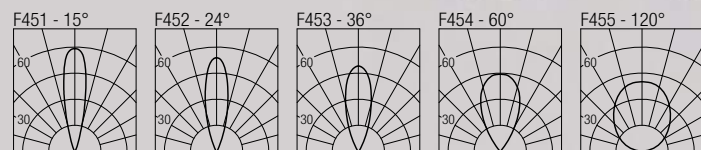
[LDT-IES](#)

[DRAWINGS](#)

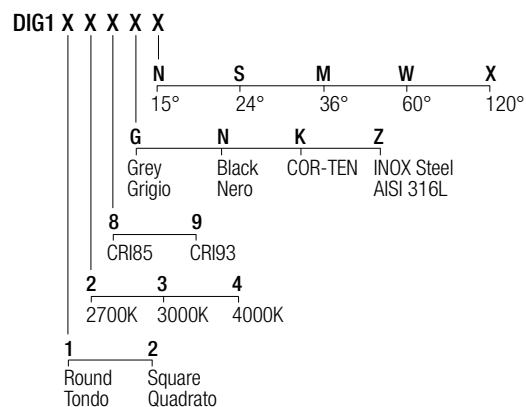


Uplight
10W · 500mA (V, 18V) · Series wiring - Cablaggio in serie
CRI85 - CRI93 · 2-Step MacAdam

	CRI85	CRI93
2700K	890 lm	840 lm
3000K	1000 lm	930 lm
4000K	1040 lm	960 lm

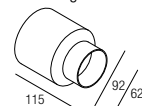


Code Construction - Costruzione del codice



Accessories - Accessori

CSXJ01
Recessing box - Controcassa



LDIG101
Low luminance louver
Filtro antiabbagliamento



Note - Nota
The filter must be ordered together with the lighting fixture.
Il filtro deve essere ordinato congiuntamente all'apparecchio.

Note - Nota
Made-to-measure cable available on request.
Cavo a misura disponibile su richiesta.

Drivers - Alimentatori 500mA

- on/off
- AL1074 (1) IP20 ∅ 30 mm
 - AL1077 (1) IP20 ∅ 40 mm
 - AL1084 (1..2) IP20 S.P. ∅ 55 mm
 - AL9051 (1..2) IP67 ∅ 44 mm
- dimming
- AL4010 (1..2) IP20 PUSH 0/1..10V ∅ 72 mm
 - ALD450 (1) IP20 DALI 2 PUSH ∅ 36 mm
 - AL4151 (1..2) IP20 DALI 2 ∅ 72 mm
 - AL4153 (1..2) IP20 PUSH IGBT-TRIAC ∅ 56 mm
 - AL6050 (1) IP67 DALI 2 ∅ 44 mm
 - AL8050 (1..2) IP67 DALI 2 ∅ 48 mm

DIG 724

design: Rod&Todd



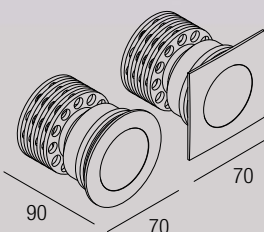
[DATASHEET](#)

[INSTALLATION MANUAL](#)

[CERTIFICATIONS](#)


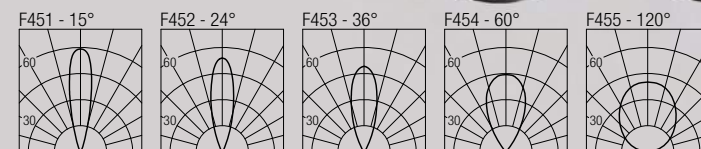
[LDT-IES](#)

[DRAWINGS](#)

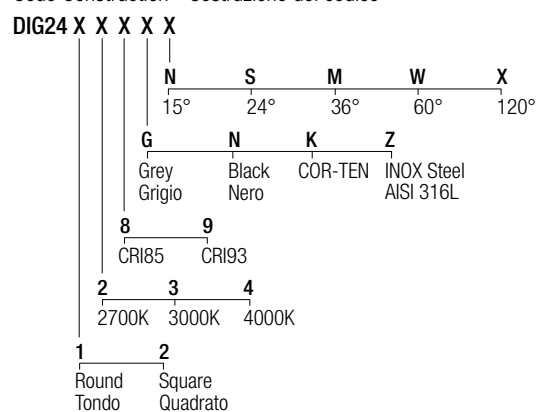


Uplight
7W · 24VDC · Parallel wiring - Cablaggio in parallelo
CRI85 - CRI93 · 2-Step MacAdam

	CRI85	CRI93
2700K	630 lm	590 lm
3000K	700 lm	650 lm
4000K	730 lm	670 lm

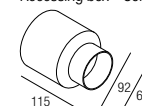


Code Construction - Costruzione del codice



Accessories - Accessori

CSXJ01
Recessing box - Controcassa



LDIG2401
Low luminance louver
Filtro antiabbagliamento



Note - Nota
The filter must be ordered together with the lighting fixture.
Il filtro deve essere ordinato congiuntamente all'apparecchio.

Note - Nota
Made-to-measure cable available on request.
Cavo a misura disponibile su richiesta.

Drivers - Alimentatori 24VDC

- on/off
- AL2124 (1) IP20 ∅ 28 mm
 - AL2012 (1..3) IP20 ∅ 60 mm
 - AL2031 (1..10) IP20 ∅ 70 mm
 - AL2040 (1..21) IP20 ∅ 80 mm
 - AL9222 (1..5) IP67 ∅ 44 mm
 - AL9231 (1..10) IP67 ∅ 85 mm
 - AL9240 (1..21) IP67 ∅ 85 mm
- dimming
- AL5012 (1..3) IP20 DALI 2 PUSH 0/1..10V ∅ 45 mm
 - AL5241 (1..14) IP20 DALI 2 PUSH ∅ 70 mm
 - AL8012 (1..3) IP67 DALI 2 ∅ 48 mm
- dimming module
- AL7035 IP20 DALI 2 PUSH 0/1..10V ∅ 44 mm
- Note - Nota
Dimming module AL7035 to be used in combination with a 24VDC power supply.
Modulo di dimmerazione AL7035 da utilizzare in combinazione con un alimentatore 24VDC.



GLASS 2

design: Roberto Mantovani

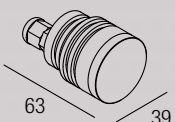
[DATASHEET](#) [INSTALLATION MANUAL](#)



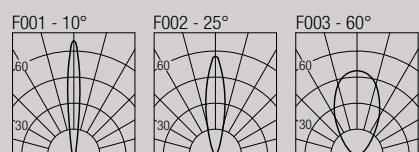
[CERTIFICATIONS](#) [LDT-IES](#) [DRAWINGS](#)

Uplight

1-2W · 350-500mA (V, 2,9V) · Series wiring - Cablaggio in serie
CRI85 · 2-Step MacAdam

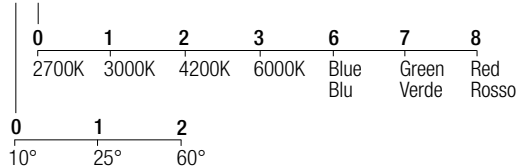


	350mA	500mA
2700K	89 lm	128 lm
3000K	93 lm	133 lm
4200K	103 lm	154 lm
6000K	114 lm	165 lm



Code Construction - Costruzione del codice

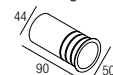
GS2 X X



Accessories - Accessori

CSGS01

Recessing box - Controcassa



Note - Nota
Recessing box needed for installation.
Installazione con controscassa
obbligatoria.

LGS201

Low luminance louver
Filtro antiabbagliamento



Note - Nota
The filter must be ordered
together with the lighting fixture.
Il filtro deve essere ordinato
congiuntamente all'apparecchio.

Note - Nota
Made-to-measure cable
available on request.
Cavo a misura disponibile
su richiesta.

Drivers - Alimentatori 350mA

on/off

- AL1034 (1..11) IP20 ⌀ 30 mm
- AL1035 (1..11) IP20 ⌀ 40 mm
- AL1037 (1..16) IP20 S.P. ⌀ 55 mm
- AL9011 (1..12) IP67 ⌀ 44 mm

dimnable

- AL4000 (1..12) IP20 PUSH 0/1..10V ⌀ 72 mm
- ALD435 (1..11) IP20 DALI 2 PUSH ⌀ 36 mm
- AL4051 (2..14) IP20 DALI 2 ⌀ 72 mm
- AL4053 (1..14) IP20 PUSH IGBT-TRIAC ⌀ 56 mm
- AL6035 (2..8) IP67 DALI 2 ⌀ 44 mm
- AL8035 (4..16) IP67 DALI 2 ⌀ 48 mm

Drivers - Alimentatori 500mA

on/off

- AL1074 (1..7) IP20 ⌀ 30 mm
- AL1077 (1..6) IP20 ⌀ 40 mm
- AL1084 (1..11) IP20 S.P. ⌀ 55 mm
- AL9051 (1..11) IP67 ⌀ 44 mm

dimnable

- AL4010 (1..12) IP20 PUSH 0/1..10V ⌀ 72 mm
- ALD450 (1..7) IP20 DALI 2 PUSH ⌀ 36 mm
- AL4151 (2..14) IP20 DALI 2 ⌀ 72 mm
- AL4153 (1..14) IP20 PUSH IGBT-TRIAC ⌀ 56 mm
- AL6050 (2..6) IP67 DALI 2 ⌀ 44 mm
- AL8050 (4..16) IP67 DALI 2 ⌀ 48 mm

GLASS 6

design: Roberto Mantovani

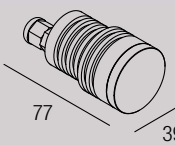
[DATASHEET](#) [INSTALLATION MANUAL](#)



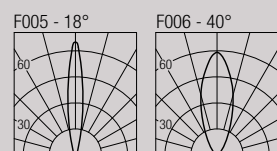
[CERTIFICATIONS](#) [LDT-IES](#) [DRAWINGS](#)

Uplight

3-6W · 350-500mA (V, 8,7V) · Series wiring - Cablaggio in serie
CRI85 · 2-Step MacAdam

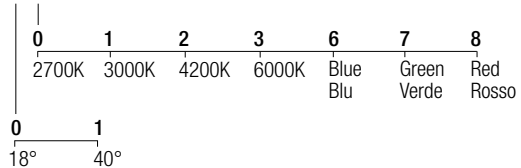


	350mA	500mA
2700K	267 lm	384 lm
3000K	279 lm	400 lm
4200K	309 lm	462 lm
6000K	342 lm	495 lm



Code Construction - Costruzione del codice

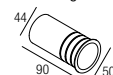
GS6 X X



Accessories - Accessori

CSGS01

Recessing box - Controcassa



Note - Nota
Recessing box needed for installation.
Installazione con controscassa
obbligatoria.

LGS601

Low luminance louver
Filtro antiabbagliamento



Note - Nota
The filter must be ordered
together with the lighting fixture.
Il filtro deve essere ordinato
congiuntamente all'apparecchio.

Note - Nota
Made-to-measure cable
available on request.
Cavo a misura disponibile
su richiesta.

Drivers - Alimentatori 350mA

on/off

- AL1034 (1..3) IP20 ⌀ 30 mm
- AL1035 (1..3) IP20 ⌀ 40 mm
- AL1037 (1..5) IP20 S.P. ⌀ 55 mm
- AL9011 (1..4) IP67 ⌀ 44 mm

dimnable

- AL4000 (1..4) IP20 PUSH 0/1..10V ⌀ 72 mm
- ALD435 (1..3) IP20 DALI 2 PUSH ⌀ 36 mm
- AL4051 (1..4) IP20 DALI 2 ⌀ 72 mm
- AL4053 (1..4) IP20 PUSH IGBT-TRIAC ⌀ 56 mm
- AL6035 (1..3) IP67 DALI 2 ⌀ 44 mm
- AL8035 (2..4) IP67 DALI 2 ⌀ 48 mm

Drivers - Alimentatori 500mA

on/off

- AL1074 (1..2) IP20 ⌀ 30 mm
- AL1077 (1..2) IP20 ⌀ 40 mm
- AL1084 (1..3) IP20 S.P. ⌀ 55 mm
- AL9051 (1..3) IP67 ⌀ 44 mm

dimnable

- AL4010 (1..4) IP20 PUSH 0/1..10V ⌀ 72 mm
- ALD450 (1..2) IP20 DALI 2 PUSH ⌀ 36 mm
- AL4151 (1..4) IP20 DALI 2 ⌀ 72 mm
- AL4153 (1..4) IP20 PUSH IGBT-TRIAC ⌀ 56 mm
- AL6050 (1..2) IP67 DALI 2 ⌀ 44 mm
- AL8050 (2..4) IP67 DALI 2 ⌀ 48 mm



GLASS 524

design: Roberto Mantovani

[DATASHEET](#)

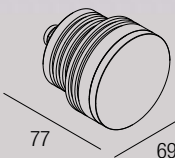
[INSTALLATION MANUAL](#)

[CERTIFICATIONS](#) [LDT-IES](#) [DRAWINGS](#)

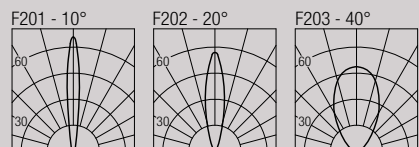


Uplight

6W · 24VDC · Parallel wiring - Cablaggio in parallelo
CRI85 · 2-Step MacAdam

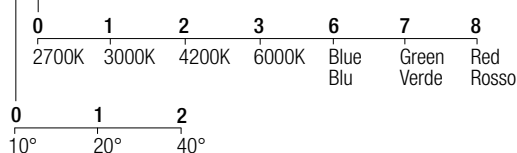


2700K	384 lm
3000K	400 lm
4200K	462 lm
6000K	495 lm



Code Construction - Costruzione del codice

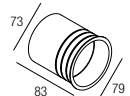
GS5 X X



Accessories - Accessori

CSGS05

Recessing box - Controcassa



Note - Nota
Recessing box needed for installation.
Installazione con controcassa obbligatoria.

LGS501

Low luminance louver
Filtro antiabbagliamento



Note - Nota
The filter must be ordered together with the lighting fixture.
Il filtro deve essere ordinato congiuntamente all'apparecchio.

Note - Nota
Made-to-measure cable available on request.
Cavo a misura disponibile su richiesta.

Drivers - Alimentatori 24VDC

on/off

- AL2124 (1) IP20 ⌀ 28 mm
- AL2012 (1..4) IP20 ⌀ 60 mm
- AL2031 (1..11) IP20 ⌀ 70 mm
- AL2040 (1..25) IP20 ⌀ 80 mm
- AL9222 (1..6) IP67 ⌀ 44 mm
- AL9231 (1..11) IP67 ⌀ 85 mm
- AL9240 (1..25) IP67 ⌀ 85 mm

dimmable

- AL5012 (1..4) IP20 DALI 2 PUSH 0/1..10V ⌀ 45 mm
- AL5241 (1..16) IP20 DALI 2 PUSH ⌀ 70 mm
- AL8012 (1..4) IP67 DALI 2 ⌀ 48 mm

dimming module

- AL7035 IP20 DALI 2 PUSH 0/1..10V ⌀ 44 mm

Note - Nota
Dimming module AL7035 to be used in combination with a 24VDC power supply.
Modulo di dimmerazione AL7035 da utilizzare in combinazione con un alimentatore 24VDC.

GLASS 724

design: Roberto Mantovani

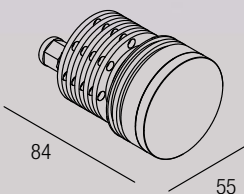
[DATASHEET](#) [INSTALLATION MANUAL](#)

[CERTIFICATIONS](#) [LDT-IES](#) [DRAWINGS](#)

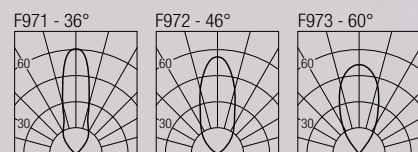


Uplight

7W · 24VDC · Parallel wiring - Cablaggio in parallelo
CRI85 - CRI93 · 2-Step MacAdam

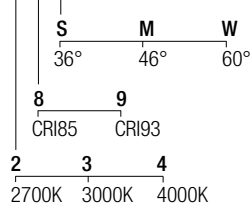


	CRI85	CRI93
2700K	630 lm	590 lm
3000K	700 lm	650 lm
4000K	730 lm	670 lm



Code Construction - Costruzione del codice

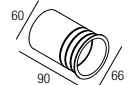
GS7 X X X



Accessories - Accessori

CSGS07

Recessing box - Controcassa



Note - Nota
Recessing box needed for installation.
Installazione con controcassa obbligatoria.

LGS701

Low luminance louver
Filtro antiabbagliamento



Note - Nota
The filter must be ordered together with the lighting fixture.
Il filtro deve essere ordinato congiuntamente all'apparecchio.

Note - Nota
Made-to-measure cable available on request.
Cavo a misura disponibile su richiesta.

Drivers - Alimentatori 24VDC

on/off

- AL2124 (1) IP20 ⌀ 28 mm
- AL2012 (1..3) IP20 ⌀ 60 mm
- AL2031 (1..10) IP20 ⌀ 70 mm
- AL2040 (1..21) IP20 ⌀ 80 mm
- AL9222 (1..5) IP67 ⌀ 44 mm
- AL9231 (1..10) IP67 ⌀ 85 mm
- AL9240 (1..21) IP67 ⌀ 85 mm


dimmable

- AL5012 (1..3) IP20 DALI 2 PUSH 0/1..10V ⌀ 45 mm
- AL5241 (1..14) IP20 DALI 2 PUSH ⌀ 70 mm
- AL8012 (1..3) IP67 DALI 2 ⌀ 48 mm

dimming module

- AL7035 IP20 DALI 2 PUSH 0/1..10V ⌀ 44 mm

Note - Nota
Dimming module AL7035 to be used in combination with a 24VDC power supply.
Modulo di dimmerazione AL7035 da utilizzare in combinazione con un alimentatore 24VDC.



JAN 2

design: Roberto Mantovani

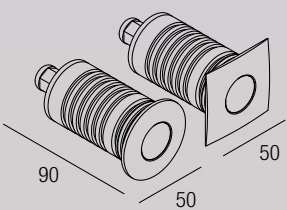


[DATASHEET](#)

[INSTALLATION MANUAL](#)

[CERTIFICATIONS](#)

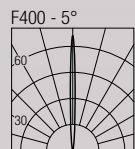
[LDT-IES](#) [DRAWINGS](#)



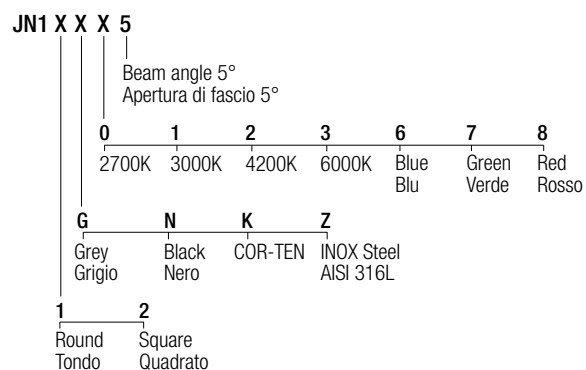
Uplight

1-2W · 350-500mA (V, 2,9V) · Series wiring - Cablaggio in serie
CRI85 · 2-Step MacAdam

	350mA	500mA
2700K	89 lm	128 lm
3000K	93 lm	133 lm
4200K	103 lm	154 lm
6000K	114 lm	165 lm

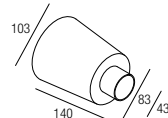


Code Construction - Costruzione del codice



Accessories - Accessori

CSBU01
Recessing box - Controcassa



Note - Nota
Made-to-measure cable available on request.
Cavo a misura disponibile su richiesta.

Drivers - Alimentatori 350mA

on/off
AL1034 (1..11) IP20 ⌀ 30 mm
AL1035 (1..11) IP20 ⌀ 40 mm
AL1037 (1..16) IP20 S.P. ⌀ 55 mm
AL9011 (1..12) IP67 ⌀ 44 mm

dimmable
AL4000 (1..12) IP20 PUSH 0/1..10V ⌀ 72 mm
ALD435 (1..11) IP20 DALI 2 PUSH ⌀ 36 mm
AL4051 (2..14) IP20 DALI 2 ⌀ 72 mm
AL4053 (1..14) IP20 PUSH IGBT-TRIAC ⌀ 56 mm
AL6035 (2..8) IP67 DALI 2 ⌀ 44 mm
AL8035 (4..16) IP67 DALI 2 ⌀ 48 mm

Drivers - Alimentatori 500mA

on/off
AL1074 (1..7) IP20 ⌀ 30 mm
AL1077 (1..6) IP20 ⌀ 40 mm
AL1084 (1..11) IP20 S.P. ⌀ 55 mm
AL9051 (1..11) IP67 ⌀ 44 mm

dimmable
AL4010 (1..12) IP20 PUSH 0/1..10V ⌀ 72 mm
ALD450 (1..7) IP20 DALI 2 PUSH ⌀ 36 mm
AL4151 (2..14) IP20 DALI 2 ⌀ 72 mm
AL4153 (1..14) IP20 PUSH IGBT-TRIAC ⌀ 56 mm
AL6050 (2..6) IP67 DALI 2 ⌀ 44 mm
AL8050 (4..16) IP67 DALI 2 ⌀ 48 mm

JAN 10

design: Roberto Mantovani

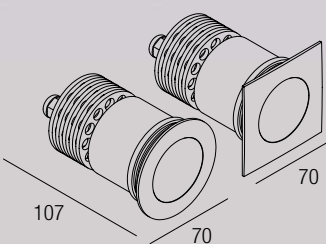


[DATASHEET](#)

[INSTALLATION MANUAL](#)

[CERTIFICATIONS](#)

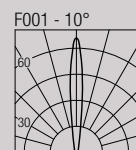
[LDT-IES](#) [DRAWINGS](#)



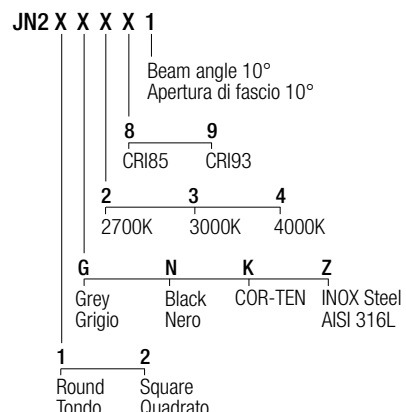
Uplight

10W · 250mA (V, 36V)
CRI85 - CRI93 · 2-Step MacAdam

	CRI85	CRI93
2700K	890 lm	840 lm
3000K	1000 lm	930 lm
4000K	1040 lm	960 lm

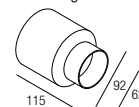


Code Construction - Costruzione del codice



Accessories - Accessori

CSXJ01
Recessing box - Controcassa



Note - Nota
Made-to-measure cable available on request.
Cavo a misura disponibile su richiesta.

Drivers - Alimentatori 250mA

on/off
AL1025 (1) IP20 ⌀ 40 mm
AL9025 (1) IP67 ⌀ 44 mm

dimmable
AL4030 (1) IP20 0/1..10V ⌀ 55 mm
ALD425 (1) IP20 DALI 2 PUSH ⌀ 36 mm
AL4031 (1) IP20 DALI 2 ⌀ 55 mm
AL4032 (1) IP20 IGBT-TRIAC ⌀ 55 mm
AL6025 (1) IP20 DALI ⌀ 44 mm



BREE

design: Roberto Mantovani



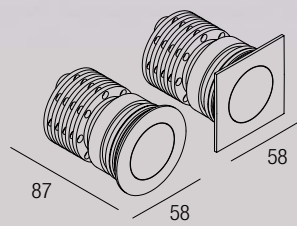
[DATASHEET](#)

[INSTALLATION MANUAL](#)

[CERTIFICATIONS](#)

[LDT-IES](#)

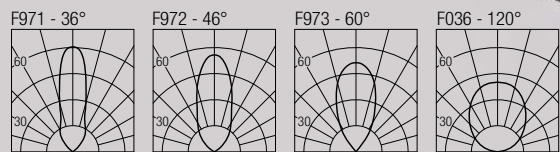
[DRAWINGS](#)



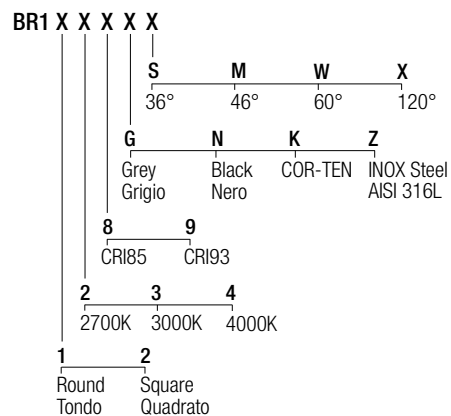
Uplight

7W · 24VDC · Parallel wiring - Cablaggio in parallelo
CRI85 - CRI93 · 2-Step MacAdam

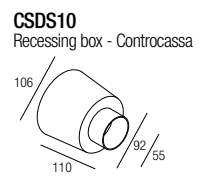
	CRI85	CRI93
2700K	630 lm	590 lm
3000K	700 lm	650 lm
4000K	730 lm	670 lm



Code Construction - Costruzione del codice



Accessories - Accessori



LBR101
Low luminance louver
Filtro antiabbagliamento

Note - Nota
The filter must be ordered together with the lighting fixture. Il filtro deve essere ordinato congiuntamente all'apparecchio.

Note - Nota
Made-to-measure cable available on request. Cavo a misura disponibile su richiesta.

Drivers - Alimentatori 24VDC

on/off
AL2124 (1) IP20 ⌀ 28 mm
AL2012 (1..3) IP20 ⌀ 60 mm
AL2031 (1..10) IP20 ⌀ 70 mm
AL2040 (1..21) IP20 ⌀ 80 mm
AL9222 (1..5) IP67 ⌀ 44 mm
AL9231 (1..10) IP67 ⌀ 85 mm
AL9240 (1..21) IP67 ⌀ 85 mm

dimmable
AL5012 (1..3) IP20 DALI 2 PUSH 0/1..10V ⌀ 45 mm
AL5241 (1..14) IP20 DALI 2 PUSH ⌀ 70 mm
AL8012 (1..3) IP67 DALI 2 ⌀ 48 mm

dimming module
AL7035 IP20 DALI 2 PUSH 0/1..10V ⌀ 44 mm

Note - Nota
Dimming module AL7035 to be used in combination with a 24VDC power supply. Modulo di dimmerazione AL7035 da utilizzare in combinazione con un alimentatore 24VDC.

DESERT 5

design: Lapo Grassellini



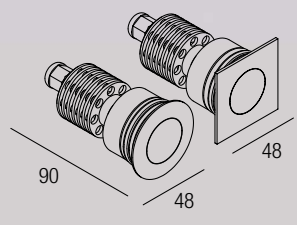
[DATASHEET](#)

[INSTALLATION MANUAL](#)

[CERTIFICATIONS](#)

[LDT-IES](#)

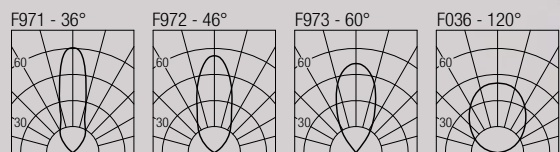
[DRAWINGS](#)



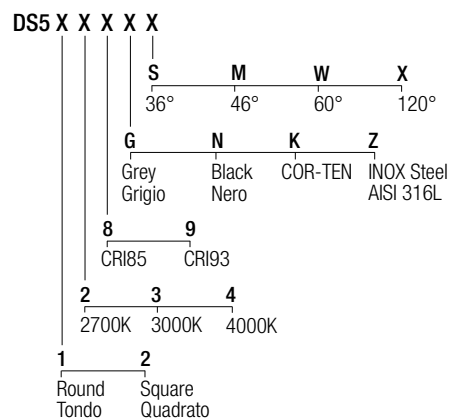
Uplight

5W · 140mA (V, 36V)
CRI85 - CRI93 · 2-Step MacAdam

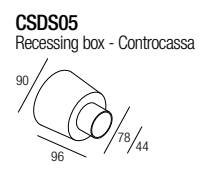
	CRI85	CRI93
2700K	450 lm	425 lm
3000K	510 lm	470 lm
4000K	530 lm	490 lm



Code Construction - Costruzione del codice



Accessories - Accessori



LDS501
Low luminance louver
Filtro antiabbagliamento

Note - Nota
The filter must be ordered together with the lighting fixture. Il filtro deve essere ordinato congiuntamente all'apparecchio.

Note - Nota
Made-to-measure cable available on request. Cavo a misura disponibile su richiesta.

Drivers - Alimentatori 140mA

on/off
AL9014 (1) IP67 ⌀ 44 mm

dimmable
ALD414 (1) IP20 DALI 2 PUSH ⌀ 36 mm



DESERT 10

design: Lapo Grassellini

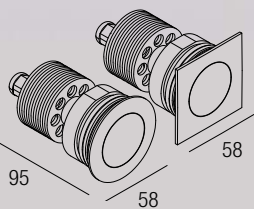


[DATASHEET](#)

[INSTALLATION MANUAL](#)

[CERTIFICATIONS](#)

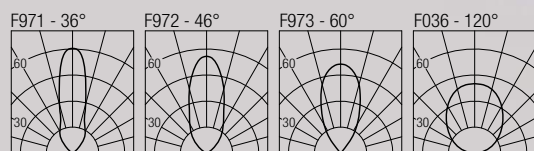
[LDT-IES](#) [DRAWINGS](#)



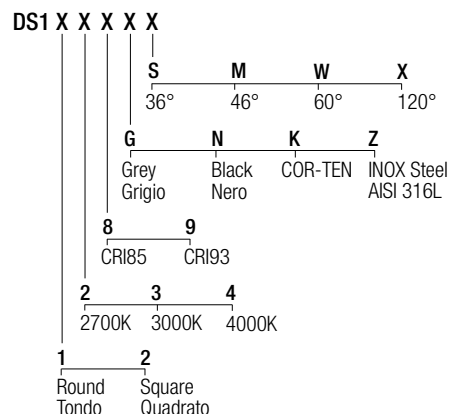
Uplight

10W · 250mA (V,36V)
CRI85 - CRI93 · 2-Step MacAdam

	CRI85	CRI93
2700K	890 lm	840 lm
3000K	1000 lm	930 lm
4000K	1040 lm	960 lm



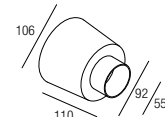
Code Construction - Costruzione del codice



Accessories - Accessori

CSDS10

Recessing box - Controcassa



LDS101

Low luminance louver
Filtro antiabbagliamento



Note - Nota
The filter must be ordered together with the lighting fixture. Il filtro deve essere ordinato congiuntamente all'apparecchio.

Note - Nota
Made-to-measure cable available on request. Cavo a misura disponibile su richiesta.

Drivers - Alimentatori 250mA

on/off

AL1025 (1) IP20 \varnothing 40 mm

AL9025 (1) IP67 \varnothing 44 mm

dimmable

AL4030 (1) IP20 0/1...10V \varnothing 55 mm

ALD425 (1) IP20 DALI 2 PUSH \varnothing 36 mm

AL4031 (1) IP20 DALI 2 \varnothing 55 mm

AL4032 (1) IP20 IGBT-TRIAC \varnothing 55 mm

AL6025 (1) IP20 DALI \varnothing 44 mm

DESERT 20

design: Lapo Grassellini

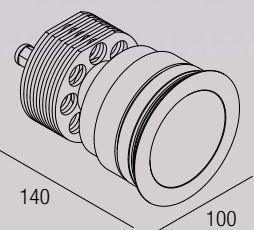


[DATASHEET](#)

[INSTALLATION MANUAL](#)

[CERTIFICATIONS](#)

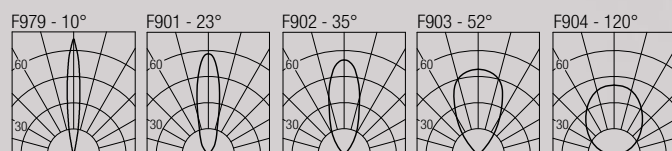
[LDT-IES](#) [DRAWINGS](#)



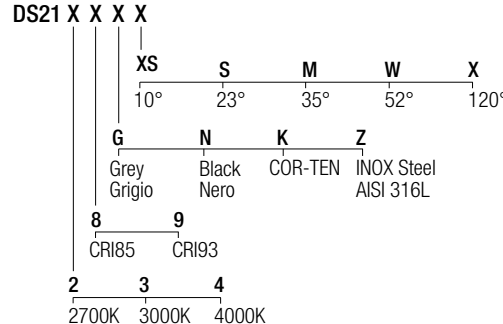
Uplight

20W · 500mA (V,36V)
CRI85 - CRI93 · 2-Step MacAdam

	CRI85	CRI93
2700K	1830 lm	1700 lm
3000K	2000 lm	1830 lm
4000K	2100 lm	1950 lm



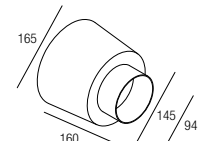
Code Construction - Costruzione del codice



Accessories - Accessori

CSDS20

Recessing box - Controcassa



LDS2101

Low luminance louver
Filtro antiabbagliamento



Note - Nota
The filter must be ordered together with the lighting fixture. Il filtro deve essere ordinato congiuntamente all'apparecchio.

Note - Nota
Made-to-measure cable available on request. Cavo a misura disponibile su richiesta.

Drivers - Alimentatori 500mA

on/off

AL1084 (1) IP20 S.P. \varnothing 30 mm

AL9052 (1) IP67 \varnothing 44 mm

dimmable

AL4010 (1) IP20 PUSH 0/1...10V \varnothing 72 mm

ALB451 (1) IP20 DALI 2 PUSH \varnothing 46 mm

AL4151 (1) IP20 DALI 2 \varnothing 72 mm

AL4153 (1) IP20 PUSH IGBT-TRIAC \varnothing 56 mm

AL8050 (1) IP67 DALI 2 \varnothing 48 mm



JENA 2

design: Roberto Mantovani



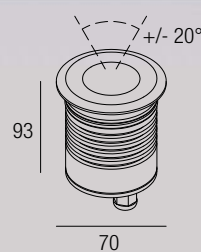
[DATASHEET](#)

[INSTALLATION MANUAL](#)

[CERTIFICATIONS](#)

[LDT-IES](#)

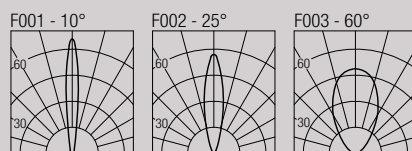
[DRAWINGS](#)



Adjustable uplight

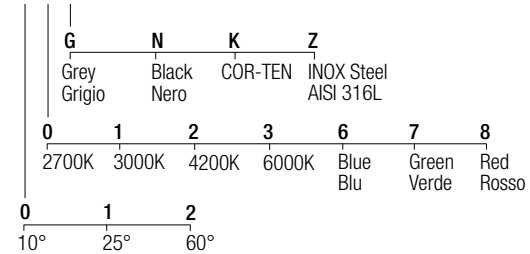
1-2W · 350-500mA (V, 2,9V) · Series wiring - Cablaggio in serie
CRI85 · 2-Step MacAdam

	350mA	500mA
2700K	89 lm	128 lm
3000K	93 lm	133 lm
4200K	103 lm	154 lm
6000K	114 lm	165 lm



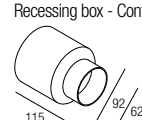
Code Construction - Costruzione del codice

XJ11 X X X



Accessories - Accessori

CSXJ01
Recessing box - Controcassa



Note - Nota
Made-to-measure cable available on request.
Cavo a misura disponibile su richiesta.

Drivers - Alimentatori 350mA

- on/off
AL1034 (1..1) IP20 ⌀ 30 mm
AL1035 (1..1) IP20 ⌀ 40 mm
AL1037 (1..16) IP20 S.P. ⌀ 55 mm
AL9011 (1..12) IP67 ⌀ 44 mm
- dimmmable
AL4000 (1..12) IP20 PUSH 0/1..10V ⌀ 72 mm
ALD435 (1..1) IP20 DALI 2 PUSH ⌀ 36 mm
AL4051 (2..14) IP20 DALI 2 ⌀ 72 mm
AL4053 (1..14) IP20 PUSH IGBT-TRIAC ⌀ 56 mm
AL6035 (2..8) IP67 DALI 2 ⌀ 44 mm
AL8035 (4..16) IP67 DALI 2 ⌀ 48 mm

Drivers - Alimentatori 500mA

- on/off
AL1074 (1..7) IP20 ⌀ 30 mm
AL1077 (1..6) IP20 ⌀ 40 mm
AL1084 (1..11) IP20 S.P. ⌀ 55 mm
AL9051 (1..11) IP67 ⌀ 44 mm
- dimmmable
AL4010 (1..12) IP20 PUSH 0/1..10V ⌀ 72 mm
ALD450 (1..7) IP20 DALI 2 PUSH ⌀ 36 mm
AL4151 (2..14) IP20 DALI 2 ⌀ 72 mm
AL4153 (1..14) IP20 PUSH IGBT-TRIAC ⌀ 56 mm
AL6050 (2..6) IP67 DALI 2 ⌀ 44 mm
AL8050 (4..16) IP67 DALI 2 ⌀ 48 mm

JENA 6

design: Roberto Mantovani



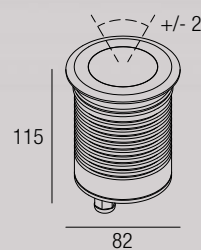
[DATASHEET](#)

[INSTALLATION MANUAL](#)

[CERTIFICATIONS](#)

[LDT-IES](#)

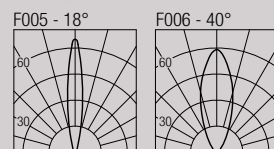
[DRAWINGS](#)



Adjustable uplight

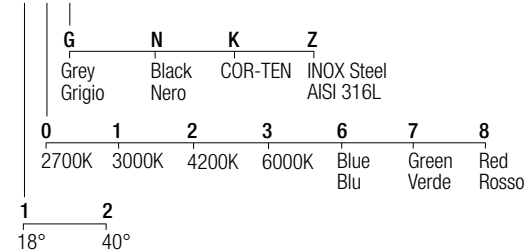
3-6W · 350-500mA (V, 8,7V) · Series wiring - Cablaggio in serie
CRI85 · 2-Step MacAdam

	350mA	500mA
2700K	267 lm	384 lm
3000K	279 lm	400 lm
4200K	309 lm	462 lm
6000K	342 lm	495 lm



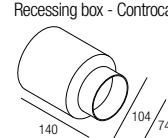
Code Construction - Costruzione del codice

XJ21 X X X



Accessories - Accessori

CSXJ02
Recessing box - Controcassa



LXJ2101
Low luminance louver
Filtro antiabbagliamento



Note - Nota
The filter must be ordered together with the lighting fixture.
Il filtro deve essere ordinato congiuntamente all'apparecchio.


Note - Nota
Made-to-measure cable available on request.
Cavo a misura disponibile su richiesta.

Drivers - Alimentatori 350mA

- on/off
AL1034 (1..3) IP20 ⌀ 30 mm
AL1035 (1..3) IP20 ⌀ 40 mm
AL1037 (1..5) IP20 S.P. ⌀ 55 mm
AL9011 (1..4) IP67 ⌀ 44 mm
- dimmmable
AL4000 (1..4) IP20 PUSH 0/1..10V ⌀ 72 mm
ALD435 (1..3) IP20 DALI 2 PUSH ⌀ 36 mm
AL4051 (1..4) IP20 DALI 2 ⌀ 72 mm
AL4053 (1..4) IP20 PUSH IGBT-TRIAC ⌀ 56 mm
AL6035 (1..3) IP67 DALI 2 ⌀ 44 mm
AL8035 (2..4) IP67 DALI 2 ⌀ 48 mm

Drivers - Alimentatori 500mA

- on/off
AL1074 (1..2) IP20 ⌀ 30 mm
AL1077 (1..2) IP20 ⌀ 40 mm
AL1084 (1..3) IP20 S.P. ⌀ 55 mm
AL9051 (1..3) IP67 ⌀ 44 mm
- dimmmable
AL4010 (1..4) IP20 PUSH 0/1..10V ⌀ 72 mm
ALD450 (1..2) IP20 DALI 2 PUSH ⌀ 36 mm
AL4151 (1..4) IP20 DALI 2 ⌀ 72 mm
AL4153 (1..4) IP20 PUSH IGBT-TRIAC ⌀ 56 mm
AL6050 (1..2) IP67 DALI 2 ⌀ 44 mm
AL8050 (2..4) IP67 DALI 2 ⌀ 48 mm



NEXUS 6

design: Rod&Todd



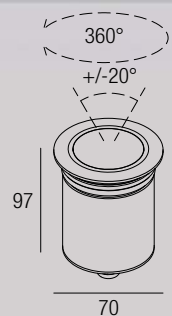
[DATASHEET](#)

[INSTALLATION MANUAL](#)

[CERTIFICATIONS](#)

[LDT-IES](#)

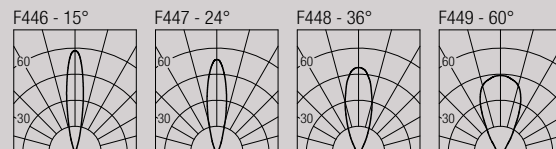
[DRAWINGS](#)



Adjustable uplight

6W · 500mA (V,9V) · Series wiring - Cablaggio in serie
CRI98 · 2-Step MacAdam

2700K **540 lm**
3000K **600 lm**
4000K **620 lm**

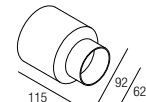


Code Construction - Costruzione del codice

NEX6 X X X			
N	S	M	W
15°	24°	36°	60°
G	N	K	Z
Grey Grigio	Black Nero	COR-TEN	INOX Steel AISI 316L
2	3	4	
2700K	3000K	4000K	

Accessories - Accessori

CSXJ01
Recessing box - Controcassa



LNEX601

Low luminance louver
Filtro antiabbagliamento



Note - Nota
The filter must be ordered together with the lighting fixture.
Il filtro deve essere ordinato congiuntamente all'apparecchio.

Note - Nota
Made-to-measure cable available on request.
Cavo a misura disponibile su richiesta.

Drivers - Alimentatori 500mA

- on/off
AL1074 (1..2) IP20 ⌀ 30 mm
AL1077 (1..2) IP20 ⌀ 40 mm
AL1084 (1..3) IP20 S.P. ⌀ 55 mm
AL9051 (1..3) IP67 ⌀ 44 mm
- dimmable
AL4010 (1..4) IP20 PUSH 0/1..10V ⌀ 72 mm
ALD450 (1..2) IP20 DALI 2 PUSH ⌀ 36 mm
AL4151 (1..4) IP20 DALI 2 ⌀ 72 mm
AL4153 (1..4) IP20 PUSH IGBT-TRIAC ⌀ 56 mm
AL6050 (1..2) IP67 DALI 2 ⌀ 44 mm
AL8050 (2..4) IP67 DALI 2 ⌀ 48 mm

NEXUS 10

design: Rod&Todd



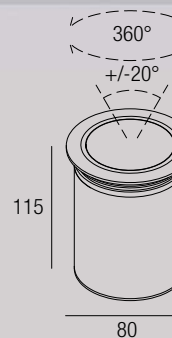
[DATASHEET](#)

[INSTALLATION MANUAL](#)

[CERTIFICATIONS](#)

[LDT-IES](#)

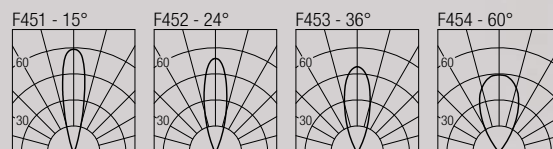
[DRAWINGS](#)



Adjustable uplight

10W · 500mA (V,18V) · Series wiring - Cablaggio in serie
CRI85 - CRI93 · 2-Step MacAdam

CRI85 CRI93
2700K **890 lm** **840 lm**
3000K **1000 lm** **930 lm**
4000K **1040 lm** **960 lm**

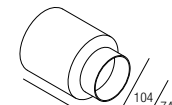


Code Construction - Costruzione del codice

NEX1 X X X X			
N	S	M	W
15°	24°	36°	60°
G	N	K	Z
Grey Grigio	Black Nero	COR-TEN	INOX Steel AISI 316L
8	9		
CRI85	CRI93		
2	3	4	
2700K	3000K	4000K	

Accessories - Accessori

CSXJ02
Recessing box - Controcassa



LNEX101

Low luminance louver
Filtro antiabbagliamento



Note - Nota
The filter must be ordered together with the lighting fixture.
Il filtro deve essere ordinato congiuntamente all'apparecchio.

Note - Nota
Made-to-measure cable available on request.
Cavo a misura disponibile su richiesta.

Drivers - Alimentatori 500mA

- on/off
AL1074 (1) IP20 ⌀ 30 mm
AL1077 (1) IP20 ⌀ 40 mm
AL1084 (1..2) IP20 S.P. ⌀ 55 mm
AL9051 (1..2) IP67 ⌀ 44 mm
- dimmable
AL4010 (1..2) IP20 PUSH 0/1..10V ⌀ 72 mm
ALD450 (1) IP20 DALI 2 PUSH ⌀ 36 mm
AL4151 (1..2) IP20 DALI 2 ⌀ 72 mm
AL4153 (1..2) IP20 PUSH IGBT-TRIAC ⌀ 56 mm
AL6050 (1) IP67 DALI 2 ⌀ 44 mm
AL8050 (1..2) IP67 DALI 2 ⌀ 48 mm



MAL 10

design: Lapo Grassellini

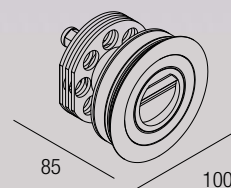


[DATASHEET](#)

[INSTALLATION MANUAL](#)

[CERTIFICATIONS](#)

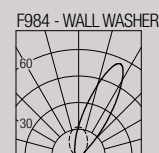
[LDT-IES](#) [DRAWINGS](#)



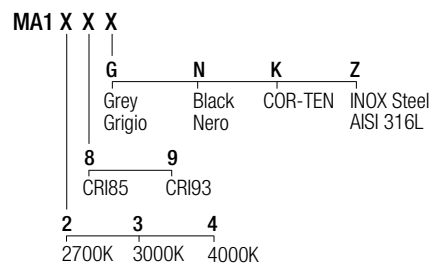
Uplight

10W · 250mA (V, 36V)
CRI85 - CRI93 · 2-Step MacAdam

	CRI85	CRI93
2700K	890 lm	840 lm
3000K	1000 lm	930 lm
4000K	1040 lm	960 lm

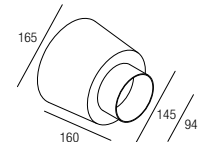


Code Construction - Costruzione del codice



Accessories - Accessori

CSDS20
Recessing box - Controcassa



Note - Nota
Made-to-measure cable
available on request.
Cavo a misura disponibile
su richiesta.

Drivers - Alimentatori 250mA

- on/off
AL1025 (1) IP20 \varnothing 40 mm
AL9025 (1) IP67 \varnothing 44 mm
 dimmable
AL4030 (1) IP20 0/1..10V \varnothing 55 mm
ALD425 (1) IP20 DALI 2 PUSH \varnothing 36 mm
AL4031 (1) IP20 DALI 2 \varnothing 55 mm
AL4032 (1) IP20 IGBT-TRIAC \varnothing 55 mm
AL6025 (1) IP20 DALI \varnothing 44 mm

MAL 20

design: Lapo Grassellini

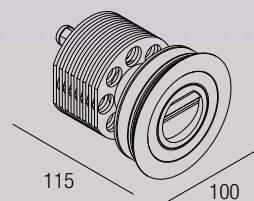


[DATASHEET](#)

[INSTALLATION MANUAL](#)

[CERTIFICATIONS](#)

[LDT-IES](#) [DRAWINGS](#)



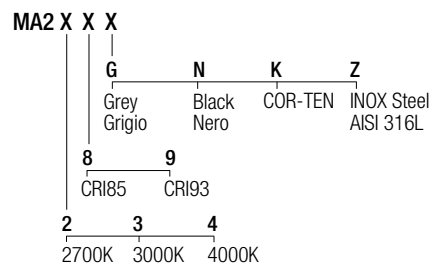
Uplight

20W · 500mA (V, 36V)
CRI85 - CRI93 · 2-Step MacAdam

	CRI85	CRI93
2700K	1830 lm	1700 lm
3000K	2000 lm	1830 lm
4000K	2100 lm	1950 lm

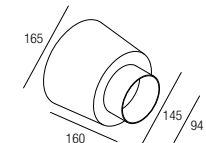


Code Construction - Costruzione del codice



Accessories - Accessori

CSDS20
Recessing box - Controcassa



Note - Nota
Made-to-measure cable
available on request.
Cavo a misura disponibile
su richiesta.

Drivers - Alimentatori 500mA

- on/off
AL1084 (1) IP20 S.P. \varnothing 30 mm
AL9052 (1) IP67 \varnothing 44 mm
 dimmable
AL4010 (1) IP20 PUSH 0/1..10V \varnothing 72 mm
ALB451 (1) IP20 DALI 2 PUSH \varnothing 46 mm
AL4151 (1) IP20 DALI 2 \varnothing 72 mm
AL4153 (1) IP20 PUSH IGBT-TRIAC \varnothing 56 mm
AL8050 (1) IP67 DALI 2 \varnothing 48 mm



BUNGA

design: Roberto Mantovani

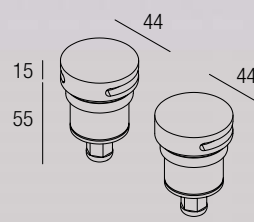


[DATASHEET](#)

[INSTALLATION MANUAL](#)

[CERTIFICATIONS](#)

[LDT-IES](#) [DRAWINGS](#)

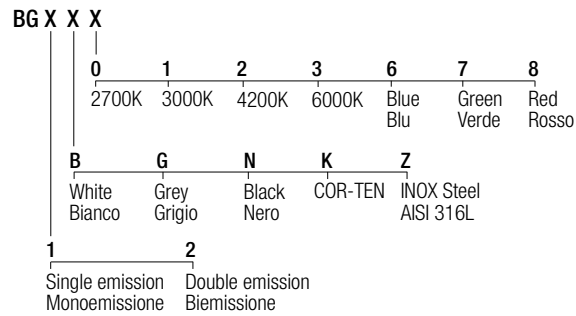


Pathlight

1-2W · 350-500mA (V, 2,9V) · Series wiring - Cablaggio in serie
CRI85 · 2-Step MacAdam

	350mA	500mA
2700K	89 lm	128 lm
3000K	93 lm	133 lm
4200K	103 lm	154 lm
6000K	114 lm	165 lm

Code Construction - Costruzione del codice



Accessories - Accessori

CSXT01
Recessing box - Controcassa

Note - Nota
Made-to-measure cable available on request.
Cavo a misura disponibile su richiesta.

Drivers - Alimentatori 350mA

- on/off
AL1034 (1..11) IP20 ⌀30 mm
AL1035 (1..11) IP20 ⌀40 mm
AL1037 (1..16) IP20 S.P. ⌀55 mm
AL9011 (1..12) IP67 ⌀44 mm
- dimmmable
AL4000 (1..12) IP20 PUSH 0/1..10V ⌀72 mm
ALD435 (1..11) IP20 DALI 2 PUSH ⌀36 mm
AL4051 (2..14) IP20 DALI 2 ⌀72 mm
AL4053 (1..14) IP20 PUSH IGBT-TRIAC ⌀56 mm
AL6035 (2..8) IP67 DALI 2 ⌀44 mm
AL8035 (4..16) IP67 DALI 2 ⌀48 mm

Drivers - Alimentatori 500mA

- on/off
AL1074 (1..7) IP20 ⌀30 mm
AL1077 (1..6) IP20 ⌀40 mm
AL1084 (1..11) IP20 S.P. ⌀55 mm
AL9051 (1..11) IP67 ⌀44 mm
- dimmmable
AL4010 (1..12) IP20 PUSH 0/1..10V ⌀72 mm
ALD450 (1..7) IP20 DALI 2 PUSH ⌀36 mm
AL4151 (2..14) IP20 DALI 2 ⌀72 mm
AL4153 (1..14) IP20 PUSH IGBT-TRIAC ⌀56 mm
AL6050 (2..6) IP67 DALI 2 ⌀44 mm
AL8050 (4..16) IP67 DALI 2 ⌀48 mm

MINIAIR

design: Roberto Mantovani

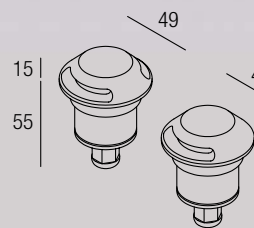


[DATASHEET](#)

[INSTALLATION MANUAL](#)

[CERTIFICATIONS](#)

[LDT-IES](#) [DRAWINGS](#)

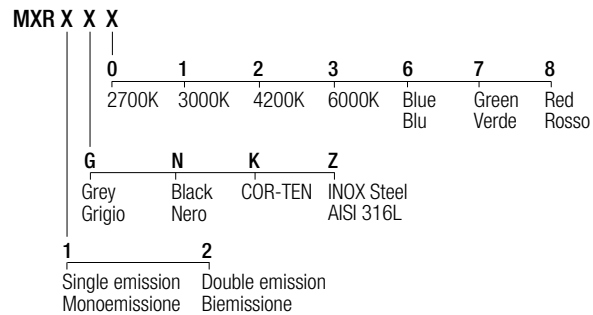


Pathlight

1-2W · 350-500mA (V, 2,9V) · Series wiring - Cablaggio in serie
CRI85 · 2-Step MacAdam

	350mA	500mA
2700K	89 lm	128 lm
3000K	93 lm	133 lm
4200K	103 lm	154 lm
6000K	114 lm	165 lm

Code Construction - Costruzione del codice



Accessories - Accessori

CSXT01
Recessing box - Controcassa

Note - Nota
Made-to-measure cable available on request.
Cavo a misura disponibile su richiesta.

Drivers - Alimentatori 350mA

- on/off
AL1034 (1..11) IP20 ⌀30 mm
AL1035 (1..11) IP20 ⌀40 mm
AL1037 (1..16) IP20 S.P. ⌀55 mm
AL9011 (1..12) IP67 ⌀44 mm
- dimmmable
AL4000 (1..12) IP20 PUSH 0/1..10V ⌀72 mm
ALD435 (1..11) IP20 DALI 2 PUSH ⌀36 mm
AL4051 (2..14) IP20 DALI 2 ⌀72 mm
AL4053 (1..14) IP20 PUSH IGBT-TRIAC ⌀56 mm
AL6035 (2..8) IP67 DALI 2 ⌀44 mm
AL8035 (4..16) IP67 DALI 2 ⌀48 mm

Drivers - Alimentatori 500mA

- on/off
AL1074 (1..7) IP20 ⌀30 mm
AL1077 (1..6) IP20 ⌀40 mm
AL1084 (1..11) IP20 S.P. ⌀55 mm
AL9051 (1..11) IP67 ⌀44 mm
- dimmmable
AL4010 (1..12) IP20 PUSH 0/1..10V ⌀72 mm
ALD450 (1..7) IP20 DALI 2 PUSH ⌀36 mm
AL4151 (2..14) IP20 DALI 2 ⌀72 mm
AL4153 (1..14) IP20 PUSH IGBT-TRIAC ⌀56 mm
AL6050 (2..6) IP67 DALI 2 ⌀44 mm
AL8050 (4..16) IP67 DALI 2 ⌀48 mm



AIR 6

design: Roberto Mantovani

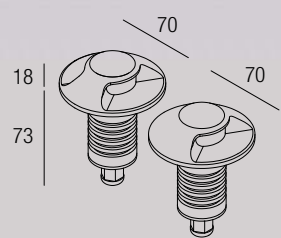


[DATASHEET](#)

[INSTALLATION MANUAL](#)

[CERTIFICATIONS](#)

[LDT-IES](#) [DRAWINGS](#)



Pathlight

3-6W · 350-500mA (V, 8, 7V) · Series wiring - Cablaggio in serie
CRI85 · 2-Step MacAdam

	350mA	500mA
2700K	267 lm	384 lm
3000K	279 lm	400 lm
4200K	309 lm	462 lm
6000K	342 lm	495 lm

Code Construction - Costruzione del codice

XR2 X X X

0 1 2 3 6 7 8
2700K 3000K 4200K 6000K Blue Blu Green Verde Red Rosso

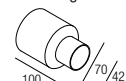
G N K Z
Grey Grigio Black Nero COR-TEN INOX Steel AISI 316L

1 2
Single emission Monoemissione Double emission Biemissione

Accessories - Accessori

CSXT01

Recessing box - Controcassa



Note - Nota
Made-to-measure cable available on request.
Cavo a misura disponibile su richiesta.

Drivers - Alimentatori 350mA

- on/off
- AL1034 (1..3) IP20 ⌀ 30 mm
- AL1035 (1..3) IP20 ⌀ 40 mm
- AL1037 (1..5) IP20 S.P. ⌀ 55 mm
- AL9011 (1..4) IP67 ⌀ 44 mm
- dimmable
- AL4000 (1..4) IP20 PUSH 0/1..10V ⌀ 72 mm
- ALD435 (1..3) IP20 DALI 2 PUSH ⌀ 36 mm
- AL4051 (1..4) IP20 DALI 2 ⌀ 72 mm
- AL4053 (1..4) IP20 PUSH IGBT-TRIAC ⌀ 56 mm
- AL6035 (1..3) IP67 DALI 2 ⌀ 44 mm
- AL8035 (2..4) IP67 DALI 2 ⌀ 48 mm

Drivers - Alimentatori 500mA

- on/off
- AL1074 (1..2) IP20 ⌀ 30 mm
- AL1077 (1..2) IP20 ⌀ 40 mm
- AL1084 (1..3) IP20 S.P. ⌀ 55 mm
- AL9051 (1..3) IP67 ⌀ 44 mm
- dimmable
- AL4010 (1..4) IP20 PUSH 0/1..10V ⌀ 72 mm
- ALD450 (1..2) IP20 DALI 2 PUSH ⌀ 36 mm
- AL4151 (1..4) IP20 DALI 2 ⌀ 72 mm
- AL4153 (1..4) IP20 PUSH IGBT-TRIAC ⌀ 56 mm
- AL6050 (1..2) IP67 DALI 2 ⌀ 44 mm
- AL8050 (2..4) IP67 DALI 2 ⌀ 48 mm

KING

design: Roberto Mantovani

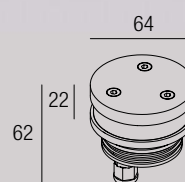


[DATASHEET](#)

[INSTALLATION MANUAL](#)

[CERTIFICATIONS](#)

[LDT-IES](#) [DRAWINGS](#)



Pathlight

3-6W · 350-500mA (V, 8, 7V) · Series wiring - Cablaggio in serie
CRI85 · 2-Step MacAdam

	350mA	500mA
2700K	267 lm	384 lm
3000K	279 lm	400 lm
4200K	309 lm	462 lm
6000K	342 lm	495 lm

Code Construction - Costruzione del codice

KGO X X

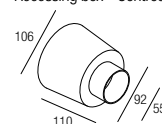
0 1 2 3 6 7 8
2700K 3000K 4200K 6000K Blue Blu Green Verde Red Rosso

G N K Z
Grey Grigio Black Nero COR-TEN INOX Steel AISI 316L

Accessories - Accessori

CSDS10

Recessing box - Controcassa



Note - Nota
Made-to-measure cable available on request.
Cavo a misura disponibile su richiesta.

Drivers - Alimentatori 350mA

- on/off
- AL1034 (1..3) IP20 ⌀ 30 mm
- AL1035 (1..3) IP20 ⌀ 40 mm
- AL1037 (1..5) IP20 S.P. ⌀ 55 mm
- AL9011 (1..4) IP67 ⌀ 44 mm
- dimmable
- AL4000 (1..4) IP20 PUSH 0/1..10V ⌀ 72 mm
- ALD435 (1..3) IP20 DALI 2 PUSH ⌀ 36 mm
- AL4051 (1..4) IP20 DALI 2 ⌀ 72 mm
- AL4053 (1..4) IP20 PUSH IGBT-TRIAC ⌀ 56 mm
- AL6035 (1..3) IP67 DALI 2 ⌀ 44 mm
- AL8035 (2..4) IP67 DALI 2 ⌀ 48 mm

Drivers - Alimentatori 500mA

- on/off
- AL1074 (1..2) IP20 ⌀ 30 mm
- AL1077 (1..2) IP20 ⌀ 40 mm
- AL1084 (1..3) IP20 S.P. ⌀ 55 mm
- AL9051 (1..3) IP67 ⌀ 44 mm
- dimmable
- AL4010 (1..4) IP20 PUSH 0/1..10V ⌀ 72 mm
- ALD450 (1..2) IP20 DALI 2 PUSH ⌀ 36 mm
- AL4151 (1..4) IP20 DALI 2 ⌀ 72 mm
- AL4153 (1..4) IP20 PUSH IGBT-TRIAC ⌀ 56 mm
- AL6050 (1..2) IP67 DALI 2 ⌀ 44 mm
- AL8050 (2..4) IP67 DALI 2 ⌀ 48 mm



YAGA

design: Roberto Mantovani

IP65

DATASHEET ▶

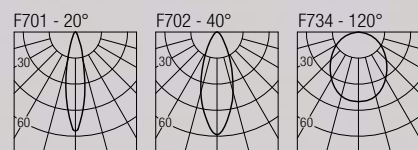
INSTALLATION MANUAL ▶

CERTIFICATIONS ▶

LDT-IES ▶ DRAWINGS ▶

**IP-rated projector**1-2W · 350-500mA (V, 2,9V) · Series wiring - Cablaggio in serie
CRI85 · 2-Step MacAdam

	350mA	500mA
2700K	89 lm	128 lm
3000K	93 lm	133 lm
4200K	103 lm	154 lm
6000K	114 lm	165 lm



Code Construction - Costruzione del codice

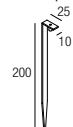
YG1 X X X

S	M	W			
20°	40°	120°			
0	1	2	3	6	7
2700K	3000K	4200K	6000K	Blue Blu	Green Verde
2	5	6			8
Aluminium Alluminio	Black Nero	Bronze Bronzo			Red Rosso

Accessories - Accessori

XP00MY

Earth spike - Picchetto

**XNTY02** Aluminium - Alluminio**XNTY05** Black - Nero**XNTY06** Bronze - Bronzo

Antiglare snoot

Snoot antiabbagliamento

**XXT02**

Tree strap

Cinghia per albero



Note - Nota

Made-to-measure cable
available on request.
Cavo a misura disponibile
su richiesta.

Drivers - Alimentatori 350mA

on/off

AL1034 (1..11) IP20 ⌀ 30 mm**AL1035** (1..11) IP20 ⌀ 40 mm**AL1037** (1..16) IP20 S.P. ⌀ 55 mm**AL9011** (1..12) IP67 ⌀ 44 mm

dimmmable

AL4000 (1..12) IP20 PUSH 0/1..10V ⌀ 72 mm**ALD435** (1..11) IP20 DALI 2 PUSH ⌀ 36 mm**AL4051** (2..14) IP20 DALI 2 ⌀ 72 mm**AL4053** (1..14) IP20 PUSH IGBT-TRIAC ⌀ 56 mm**AL6035** (2..8) IP67 DALI 2 ⌀ 44 mm**AL8035** (4..16) IP67 DALI 2 ⌀ 48 mm

Drivers - Alimentatori 500mA

on/off

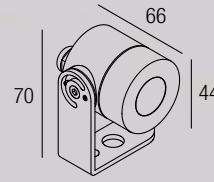
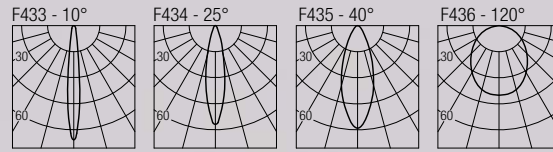
AL1074 (1..7) IP20 ⌀ 30 mm**AL1077** (1..6) IP20 ⌀ 40 mm**AL1084** (1..11) IP20 S.P. ⌀ 55 mm**AL9051** (1..11) IP67 ⌀ 44 mm

dimmmable

AL4010 (1..12) IP20 PUSH 0/1..10V ⌀ 72 mm**ALD450** (1..7) IP20 DALI 2 PUSH ⌀ 36 mm**AL4151** (2..14) IP20 DALI 2 ⌀ 72 mm**AL4153** (1..14) IP20 PUSH IGBT-TRIAC ⌀ 56 mm**AL6050** (2..6) IP67 DALI 2 ⌀ 44 mm**AL8050** (4..16) IP67 DALI 2 ⌀ 48 mm

CASSIUS

design: Roberto Mantovani

[DATASHEET](#)[INSTALLATION MANUAL](#)[CERTIFICATIONS](#)[LDT-IES](#)[DRAWINGS](#)**IP-rated projector**2W · 24VDC · Parallel wiring - Cablaggio in parallelo
CRI85 · 2-Step MacAdam2700K **128 lm**
3000K **133 lm**
4200K **154 lm**

Code Construction - Costruzione del codice

CAS X X X

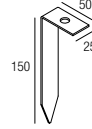
S	M	F	W
10°	25°	40°	120°
2	3	4	
2700K	3000K	4200K	

2	5	6
Aluminium	Black	Bronze
Alluminio	Nero	Bronzo

Accessories - Accessori

XP0022

Earth spike - Picchetto

**XP0200** Aluminium - Alluminio**XP0500** Black - Nero**XP0600** Bronze - Bronzo

Base

**XXT01**

Tree strap

Cinghia per albero

**LCAS01**Low luminance louver
Filtro antiabbagliamentoNote - Nota
The filter must be ordered together with the lighting fixture. Il filtro deve essere ordinato congiuntamente all'apparecchio.**XNTC02** Aluminium - Alluminio**XNTC05** Black - Nero**XNTC06** Bronze - Bronzo

Antiglare snoot

Snoot antiabbagliamento

Note - Nota
Made-to-measure cable available on request. Cavo a misura disponibile su richiesta.

Drivers - Alimentatori 24VDC

on/off

AL2124 (1..5) IP20 ⌀ 28 mm**AL2012** (1..12) IP20 ⌀ 60 mm**AL2031** (1..35) IP20 ⌀ 70 mm**AL9222** (1..18) IP67 ⌀ 44 mm**AL9231** (1..35) IP67 ⌀ 85 mm

dimmable

AL5012 (1..12) IP20 DALI 2 PUSH 0/1..10V ⌀ 45 mm**AL8012** (1..12) IP67 DALI 2 ⌀ 48 mm

dimming module

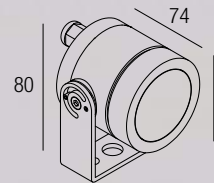
AL7035 IP20 DALI 2 PUSH 0/1..10V ⌀ 44 mm

Note - Nota

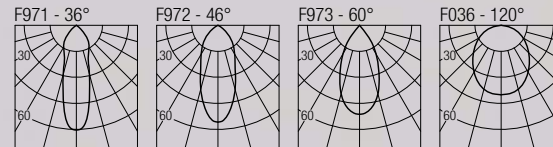
Dimming module AL7035 to be used in combination with a 24VDC power supply. Modulo di dimmerazione AL7035 da utilizzare in combinazione con un alimentatore 24VDC.

MAHALO

design: Roberto Mantovani

[DATASHEET](#)[INSTALLATION MANUAL](#)[CERTIFICATIONS](#)[LDT-IES](#)[DRAWINGS](#)**IP-rated projector**7W · 24VDC · Parallel wiring - Cablaggio in parallelo
CRI85 - CRI93 · 2-Step MacAdam

CRI85	CRI93
2700K 630 lm	590 lm
3000K 700 lm	650 lm
4000K 730 lm	670 lm



Code Construction - Costruzione del codice

MH1 X X X X

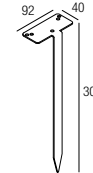
S	M	W	X
36°	46°	60°	120°
8	9		
CRI85	CRI93		
2	3	4	
2700K	3000K	4000K	

2	5	6
Aluminium	Black	Bronze
Alluminio	Nero	Bronzo

Accessories - Accessori

ESMH101

Earth spike - Picchetto

**XP0200** Aluminium - Alluminio**XP0500** Black - Nero**XP0600** Bronze - Bronzo

Base

**XXT01**

Tree strap

Cinghia per albero

**LMH101**Low luminance louver
Filtro antiabbagliamentoNote - Nota
The filter must be ordered together with the lighting fixture. Il filtro deve essere ordinato congiuntamente all'apparecchio.**XNTX202** Aluminium - Alluminio**XNTX205** Black - Nero**XNTX206** Bronze - Bronzo

Antiglare snoot

Snoot antiabbagliamento

Note - Nota
Made-to-measure cable available on request. Cavo a misura disponibile su richiesta.

Drivers - Alimentatori 24VDC

on/off

AL2124 (1) IP20 ⌀ 28 mm**AL2012** (1..3) IP20 ⌀ 60 mm**AL2031** (1..10) IP20 ⌀ 70 mm**AL2040** (1..21) IP20 ⌀ 80 mm**AL9222** (1..5) IP67 ⌀ 44 mm**AL9231** (1..10) IP67 ⌀ 85 mm**AL9240** (1..21) IP67 ⌀ 85 mm

dimmable


AL5012 (1..3) IP20 DALI 2 PUSH 0/1..10V ⌀ 45 mm**AL5241** (1..14) IP20 DALI 2 PUSH ⌀ 70 mm**AL8012** (1..3) IP67 DALI 2 ⌀ 48 mm

dimming module

AL7035 IP20 DALI 2 PUSH 0/1..10V ⌀ 44 mm

Note - Nota

Dimming module AL7035 to be used in combination with a 24VDC power supply. Modulo di dimmerazione AL7035 da utilizzare in combinazione con un alimentatore 24VDC.



MAUNA 6

design: Rod&Todd



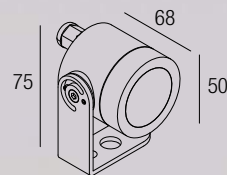
[DATASHEET](#)

[INSTALLATION MANUAL](#)

[CERTIFICATIONS](#)

[LDT-IES](#)

[DRAWINGS](#)



IP-rated projector

6W · 500mA (V_i 9V) · Series wiring - Cablaggio in serie
CRI98 · 2-Step MacAdam

2700K — 540 lm
3000K — 600 lm
4000K — 620 lm

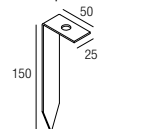


Code Construction - Costruzione del codice

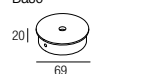
MU6 X X X				
N	S	M	W	X
15°	24°	36°	60°	120°
2	3	4		
2700K	3000K	4000K		
2	5	6		
Aluminium Alluminio	Black Nero	Bronze Bronzo		

Accessories - Accessori

XP0022
Earth spike - Picchetto



XP0200 Aluminium - Alluminio
XP0500 Black - Nero
XP0600 Bronze - Bronzo



XXT01
Tree strap
Cinghia per albero



LMU601

Low luminance louver
Filtro antiabbagliamento



Note - Nota
The filter must be ordered together with the lighting fixture. Il filtro deve essere ordinato congiuntamente all'apparecchio.

XNTM02 Aluminium - Alluminio

XNTM05 Black - Nero

XNTM06 Bronze - Bronzo

Antiglare snoot
Snoot antiabbagliamento



Note - Nota
Made-to-measure cable available on request. Cavo a misura disponibile su richiesta.



MAUNA 724

design: Rod&Todd



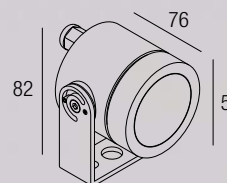
[DATASHEET](#)

[INSTALLATION MANUAL](#)

[CERTIFICATIONS](#)

[LDT-IES](#)

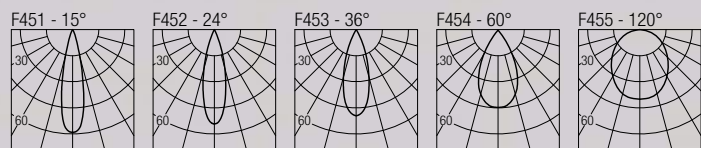
[DRAWINGS](#)



IP-rated projector

7W · 24VDC · Parallel wiring - Cablaggio in parallelo
CRI85 - CRI93 · 2-Step MacAdam

CRI85 CRI93
2700K — 630 lm 590 lm
3000K — 700 lm 650 lm
4000K — 730 lm 670 lm

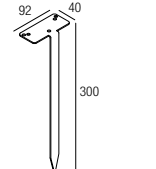


Code Construction - Costruzione del codice

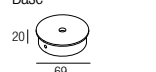
MU24 X X X X				
N	S	M	W	X
15°	24°	36°	60°	120°
8	9			
CRI85	CRI93			
2	3	4		
2700K	3000K	4000K		
2	5	6		
Aluminium Alluminio	Black Nero	Bronze Bronzo		

Accessories - Accessori

ESMU2401
Earth spike - Picchetto



XP0200 Aluminium - Alluminio
XP0500 Black - Nero
XP0600 Bronze - Bronzo



XXT01
Tree strap
Cinghia per albero



LMU2401

Low luminance louver
Filtro antiabbagliamento



Note - Nota
The filter must be ordered together with the lighting fixture. Il filtro deve essere ordinato congiuntamente all'apparecchio.

XNTX202 Aluminium - Alluminio

XNTX205 Black - Nero

XNTX206 Bronze - Bronzo

Antiglare snoot
Snoot antiabbagliamento



Note - Nota
Made-to-measure cable available on request. Cavo a misura disponibile su richiesta.


Drivers - Alimentatori 24VDC

on/off
AL2124 (1) IP20 ⌀ 28 mm
AL2012 (1..3) IP20 ⌀ 60 mm
AL2031 (1..10) IP20 ⌀ 70 mm
AL2040 (1..21) IP20 ⌀ 80 mm
AL9222 (1..5) IP67 ⌀ 44 mm
AL9231 (1..10) IP67 ⌀ 85 mm
AL9240 (1..21) IP67 ⌀ 85 mm

dimmmable
AL5012 (1..3) IP20 DALI 2 PUSH 0/1..10V ⌀ 45 mm
AL5241 (1..14) IP20 DALI 2 PUSH ⌀ 70 mm
AL8012 (1..3) IP67 DALI 2 ⌀ 48 mm

dimming module
AL7035 IP20 DALI 2 PUSH 0/1..10V ⌀ 44 mm

Note - Nota
Dimming module AL7035 to be used in combination with a 24VDC power supply. Modulo di dimmerazione AL7035 da utilizzare in combinazione con un alimentatore 24VDC.



OLU 2

design: Roberto Mantovani



[DATASHEET](#)

[INSTALLATION MANUAL](#)

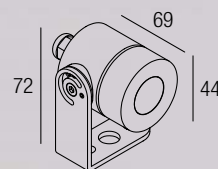
[CERTIFICATIONS](#)

[LDT-IES](#) [DRAWINGS](#)

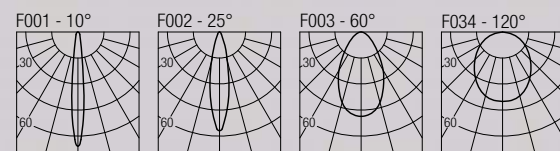


IP-rated projector

1-2W · 350-500mA (V_i 2,9V) · Series wiring - Cablaggio in serie
CRI85 · 2-Step MacAdam



	350mA	500mA
2700K	89 lm	128 lm
3000K	93 lm	133 lm
4200K	103 lm	154 lm
6000K	114 lm	165 lm



Code Construction - Costruzione del codice

LU1 X X X

N	S	F	W
10°	25°	60°	120°
0	1	2	3
2700K	3000K	4200K	6000K
2	5	6	
Aluminium	Black	Bronze	
Alluminio	Nero	Bronzo	

Drivers - Alimentatori 350mA

- on/off
AL1034 (1..11) IP20 ⌀ 30 mm
AL1035 (1..11) IP20 ⌀ 40 mm
AL1037 (1..16) IP20 S.P. ⌀ 55 mm
AL9011 (1..12) IP67 ⌀ 44 mm

- dimmmable
AL4000 (1..12) IP20 PUSH 0/1..10V ⌀ 72 mm
ALD435 (1..11) IP20 DALI 2 PUSH ⌀ 36 mm
AL4051 (2..14) IP20 DALI 2 ⌀ 72 mm
AL4053 (1..14) IP20 PUSH IGBT-TRIAC ⌀ 56 mm
AL6035 (2..8) IP67 DALI 2 ⌀ 44 mm
AL8035 (4..16) IP67 DALI 2 ⌀ 48 mm

Drivers - Alimentatori 500mA

- on/off
AL1074 (1..7) IP20 ⌀ 30 mm
AL1077 (1..6) IP20 ⌀ 40 mm
AL1084 (1..11) IP20 S.P. ⌀ 55 mm
AL9051 (1..11) IP67 ⌀ 44 mm

- dimmmable
AL4010 (1..12) IP20 PUSH 0/1..10V ⌀ 72 mm
ALD450 (1..7) IP20 DALI 2 PUSH ⌀ 36 mm
AL4151 (2..14) IP20 DALI 2 ⌀ 72 mm
AL4153 (1..14) IP20 PUSH IGBT-TRIAC ⌀ 56 mm
AL6050 (2..6) IP67 DALI 2 ⌀ 44 mm
AL8050 (4..16) IP67 DALI 2 ⌀ 48 mm

Accessories - Accessori

- XP0022** Earth spike - Picchetto
XP0200 Aluminium - Alluminio
XP0500 Black - Nero
XP0600 Bronze - Bronzo
XNTC02 Aluminium - Alluminio
XNTC05 Black - Nero
XNTC06 Bronze - Bronzo
XXT01 Tree strap
 Note - Nota
 Made-to-measure cable available on request.
 Cavo a misura disponibile su richiesta.

OLU 6

design: Roberto Mantovani



[DATASHEET](#)

[INSTALLATION MANUAL](#)

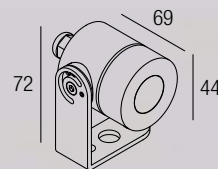
[CERTIFICATIONS](#)

[LDT-IES](#) [DRAWINGS](#)

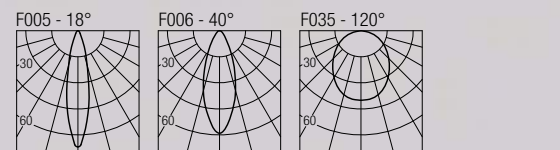


IP-rated projector

3-6W · 350-500mA (V_i 8,7V) · Series wiring - Cablaggio in serie
CRI85 · 2-Step MacAdam



	350mA	500mA
2700K	267 lm	384 lm
3000K	279 lm	400 lm
4200K	309 lm	462 lm
6000K	342 lm	495 lm



Code Construction - Costruzione del codice

LU2 X X X

S	F	W
18°	40°	120°
0	1	2
2700K	3000K	4200K
2	5	6
Aluminium	Black	Bronze
Alluminio	Nero	Bronzo

Drivers - Alimentatori 350mA

- on/off
AL1034 (1..3) IP20 ⌀ 30 mm
AL1035 (1..3) IP20 ⌀ 40 mm
AL1037 (1..5) IP20 S.P. ⌀ 55 mm
AL9011 (1..4) IP67 ⌀ 44 mm

- dimmmable
AL4000 (1..4) IP20 PUSH 0/1..10V ⌀ 72 mm
ALD435 (1..3) IP20 DALI 2 PUSH ⌀ 36 mm
AL4051 (1..4) IP20 DALI 2 ⌀ 72 mm
AL4053 (1..4) IP20 PUSH IGBT-TRIAC ⌀ 56 mm
AL6035 (1..3) IP67 DALI 2 ⌀ 44 mm
AL8035 (2..4) IP67 DALI 2 ⌀ 48 mm

Drivers - Alimentatori 500mA

- on/off
AL1074 (1..2) IP20 ⌀ 30 mm
AL1077 (1..2) IP20 ⌀ 40 mm
AL1084 (1..3) IP20 S.P. ⌀ 55 mm
AL9051 (1..3) IP67 ⌀ 44 mm

- dimmmable
AL4010 (1..4) IP20 PUSH 0/1..10V ⌀ 72 mm
ALD450 (1..2) IP20 DALI 2 PUSH ⌀ 36 mm
AL4151 (1..4) IP20 DALI 2 ⌀ 72 mm
AL4153 (1..4) IP20 PUSH IGBT-TRIAC ⌀ 56 mm
AL6050 (1..2) IP67 DALI 2 ⌀ 44 mm
AL8050 (2..4) IP67 DALI 2 ⌀ 48 mm

Accessories - Accessori

- XP0022** Earth spike - Picchetto
XP0200 Aluminium - Alluminio
XP0500 Black - Nero
XP0600 Bronze - Bronzo
XNTC02 Aluminium - Alluminio
XNTC05 Black - Nero
XNTC06 Bronze - Bronzo
LLU201 Low luminance louver
XXT01 Tree strap
 Note - Nota
 The filter must be ordered together with the lighting fixture.
 Il filtro deve essere ordinato congiuntamente all'apparecchio.



BRUTUS 10

design: Roberto Mantovani

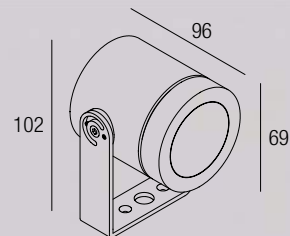


[DATASHEET](#)

[INSTALLATION MANUAL](#)

[CERTIFICATIONS](#)

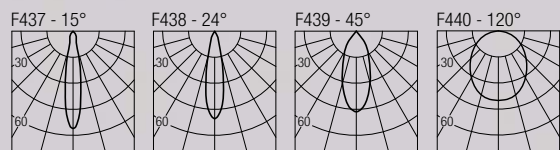
[LDT-IES](#) [DRAWINGS](#)



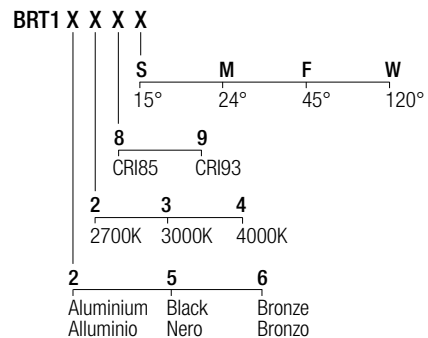
IP-rated projector

10W · 500mA (V, 18V) · Series wiring · Cablaggio in serie
CRI85 - CRI93 · 2-Step MacAdam

	CRI85	CRI93
2700K	890 lm	840 lm
3000K	1000 lm	930 lm
4000K	1040 lm	960 lm



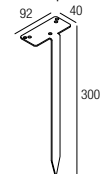
Code Construction - Costruzione del codice



Accessories - Accessori

ESBRT101

Earth spike - Picchetto



LBRT101

Low luminance louver

Filtro antiabbagliamento



Note - Nota
The filter must be ordered together with the lighting fixture. Il filtro deve essere ordinato congiuntamente all'apparecchio.

XNTB102 Aluminium - Alluminio

XNTB105 Black - Nero

XNTB106 Bronze - Bronzo

Antiglare snoot

Snoot antiabbagliamento



XXT01

Tree strap

Cinghia per albero

Note - Nota
Made-to-measure cable available on request. Cavo a misura disponibile su richiesta.

Drivers - Alimentatori 500mA

on/off

AL1074 (1) IP20 ⌀ 30 mm

AL1077 (1) IP20 ⌀ 40 mm

AL1084 (1..2) IP20 S.P. ⌀ 55 mm

AL9051 (1..2) IP67 ⌀ 44 mm

dimmable

AL4010 (1..2) IP20 PUSH 0/1..10V ⌀ 72 mm

ALD450 (1) IP20 DALI 2 PUSH ⌀ 36 mm

AL4151 (1..2) IP20 DALI 2 ⌀ 72 mm

AL4153 (1..2) IP20 PUSH IGBT-TRIAC ⌀ 56 mm

AL6050 (1) IP67 DALI 2 ⌀ 44 mm

AL8050 (1..2) IP67 DALI 2 ⌀ 48 mm

BRUTUS 20

design: Roberto Mantovani

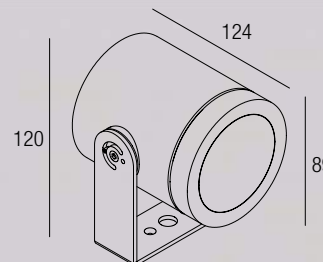


[DATASHEET](#)

[INSTALLATION MANUAL](#)

[CERTIFICATIONS](#)

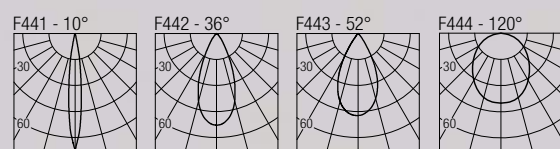
[LDT-IES](#) [DRAWINGS](#)



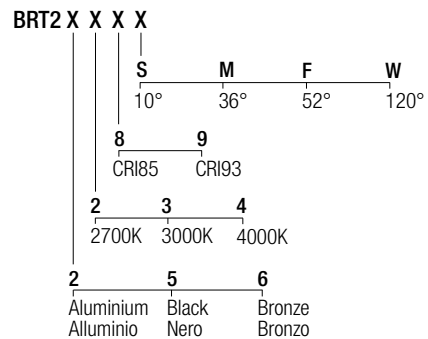
IP-rated projector

20W · 500mA (V, 36V)
CRI85 - CRI93 · 2-Step MacAdam

	CRI85	CRI93
2700K	1830 lm	1700 lm
3000K	2000 lm	1830 lm
4000K	2100 lm	1950 lm



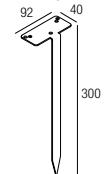
Code Construction - Costruzione del codice



Accessories - Accessori

ESBRT201

Earth spike - Picchetto



LBRT201

Low luminance louver

Filtro antiabbagliamento



Note - Nota
The filter must be ordered together with the lighting fixture. Il filtro deve essere ordinato congiuntamente all'apparecchio.

XNTB202 Aluminium - Alluminio

XNTB205 Black - Nero

XNTB206 Bronze - Bronzo

Antiglare snoot

Snoot antiabbagliamento



XXT01

Tree strap

Cinghia per albero

Note - Nota
Made-to-measure cable available on request. Cavo a misura disponibile su richiesta.

Drivers - Alimentatori 500mA

on/off

AL1084 (1) IP20 S.P. ⌀ 30 mm

AL9052 (1) IP67 ⌀ 44 mm

dimmable

AL4010 (1) IP20 PUSH 0/1..10V ⌀ 72 mm

ALB451 (1) IP20 DALI 2 PUSH ⌀ 46 mm

AL4151 (1) IP20 DALI 2 ⌀ 72 mm

AL4153 (1) IP20 PUSH IGBT-TRIAC ⌀ 56 mm

AL8050 (1) IP67 DALI 2 ⌀ 48 mm



ALOHA 2

design: Roberto Mantovani

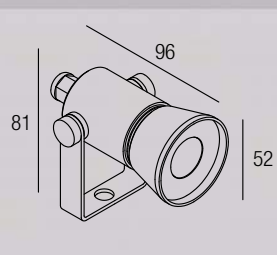
IP65

DATASHEET ▶

INSTALLATION MANUAL ▶

CERTIFICATIONS ▶

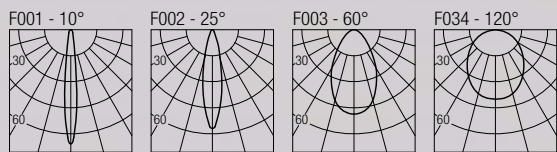
LDT-IES ▶ DRAWINGS ▶



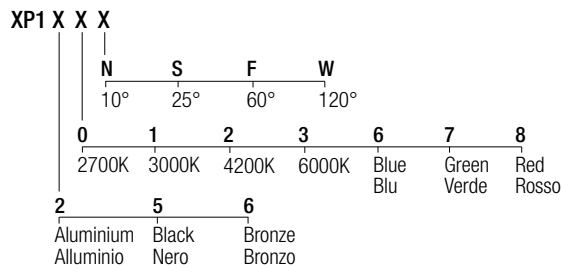
IP-rated projector

1-2W · 350-500mA (V_i 2,9V) · Series wiring - Cablaggio in serie
CRI85 · 2-Step MacAdam

	350mA	500mA
2700K	89 lm	128 lm
3000K	93 lm	133 lm
4200K	103 lm	154 lm
6000K	114 lm	165 lm



Code Construction - Costruzione del codice



Drivers - Alimentatori 350mA

- on/off
AL1034 (1..11) IP20 ⌀ 30 mm
AL1035 (1..11) IP20 ⌀ 40 mm
AL1037 (1..16) IP20 S.P. ⌀ 55 mm
AL9011 (1..12) IP67 ⌀ 44 mm
- dimmmable
AL4000 (1..12) IP20 PUSH 0/1..10V ⌀ 72 mm
ALD435 (1..11) IP20 DALI 2 PUSH ⌀ 36 mm
AL4051 (2..14) IP20 DALI 2 ⌀ 72 mm
AL4053 (1..14) IP20 PUSH IGBT-TRIAC ⌀ 56 mm
AL6035 (2..8) IP67 DALI 2 ⌀ 44 mm
AL8035 (4..16) IP67 DALI 2 ⌀ 48 mm

Drivers - Alimentatori 500mA

- on/off
AL1074 (1..7) IP20 ⌀ 30 mm
AL1077 (1..6) IP20 ⌀ 40 mm
AL1084 (1..11) IP20 S.P. ⌀ 55 mm
AL9051 (1..11) IP67 ⌀ 44 mm
- dimmmable
AL4010 (1..12) IP20 PUSH 0/1..10V ⌀ 72 mm
ALD450 (1..7) IP20 DALI 2 PUSH ⌀ 36 mm
AL4151 (2..14) IP20 DALI 2 ⌀ 72 mm
AL4153 (1..14) IP20 PUSH IGBT-TRIAC ⌀ 56 mm
AL6050 (2..6) IP67 DALI 2 ⌀ 44 mm
AL8050 (4..16) IP67 DALI 2 ⌀ 48 mm

Accessories - Accessori

- XP0011** Earth spike - Picchetto
XP0200 Aluminium - Alluminio
XP0500 Black - Nero
XP0600 Bronze - Bronzo
L0032 Aluminium - Alluminio
L0035 Black - Nero
L0036 Bronze - Bronzo
XXT01 Tree strap
 Note - Nota
 Made-to-measure cable available on request.
 Cavo a misura disponibile su richiesta.

ALOHA 6

design: Roberto Mantovani

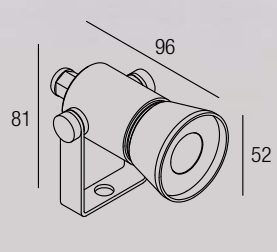
IP65

DATASHEET ▶

INSTALLATION MANUAL ▶

CERTIFICATIONS ▶

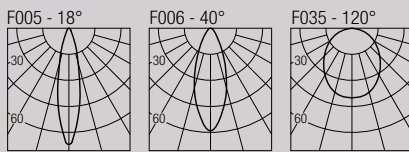
LDT-IES ▶ DRAWINGS ▶



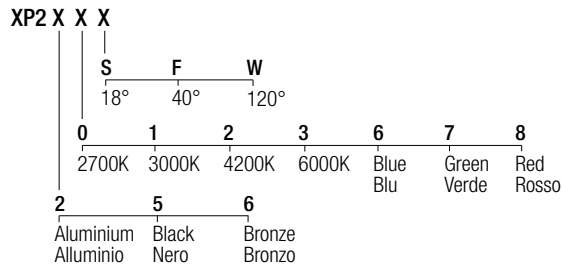
IP-rated projector

3-6W · 350-500mA (V_i 8,7V) · Series wiring - Cablaggio in serie
CRI85 · 2-Step MacAdam

	350mA	500mA
2700K	267 lm	384 lm
3000K	279 lm	400 lm
4200K	309 lm	462 lm
6000K	342 lm	495 lm



Code Construction - Costruzione del codice



Drivers - Alimentatori 350mA

- on/off
AL1034 (1..3) IP20 ⌀ 30 mm
AL1035 (1..3) IP20 ⌀ 40 mm
AL1037 (1..5) IP20 S.P. ⌀ 55 mm
AL9011 (1..4) IP67 ⌀ 44 mm
- dimmmable
AL4000 (1..4) IP20 PUSH 0/1..10V ⌀ 72 mm
ALD435 (1..3) IP20 DALI 2 PUSH ⌀ 36 mm
AL4051 (1..4) IP20 DALI 2 ⌀ 72 mm
AL4053 (1..4) IP20 PUSH IGBT-TRIAC ⌀ 56 mm
AL6035 (1..3) IP67 DALI 2 ⌀ 44 mm
AL8035 (2..4) IP67 DALI 2 ⌀ 48 mm

Drivers - Alimentatori 500mA

- on/off
AL1074 (1..2) IP20 ⌀ 30 mm
AL1077 (1..2) IP20 ⌀ 40 mm
AL1084 (1..3) IP20 S.P. ⌀ 55 mm
AL9051 (1..3) IP67 ⌀ 44 mm
- dimmmable
AL4010 (1..4) IP20 PUSH 0/1..10V ⌀ 72 mm
ALD450 (1..2) IP20 DALI 2 PUSH ⌀ 36 mm
AL4151 (1..4) IP20 DALI 2 ⌀ 72 mm
AL4153 (1..4) IP20 PUSH IGBT-TRIAC ⌀ 56 mm
AL6050 (1..2) IP67 DALI 2 ⌀ 44 mm
AL8050 (2..4) IP67 DALI 2 ⌀ 48 mm

Accessories - Accessori

- XP0011** Earth spike - Picchetto
XP0200 Aluminium - Alluminio
XP0500 Black - Nero
XP0600 Bronze - Bronzo
L0032 Aluminium - Alluminio
L0035 Black - Nero
L0036 Bronze - Bronzo
XXT01 Tree strap
 Note - Nota
 Made-to-measure cable available on request.
 Cavo a misura disponibile su richiesta.



ALOHA 14

design: Roberto Mantovani

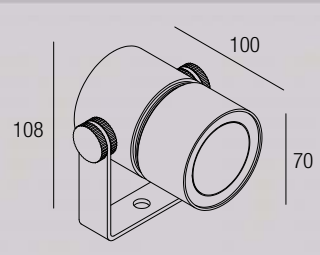


[DATASHEET](#)

[INSTALLATION MANUAL](#)

[CERTIFICATIONS](#)

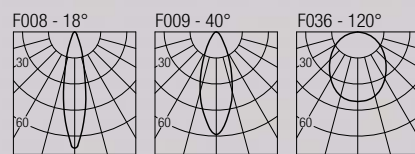
[LDT-IES](#) [DRAWINGS](#)



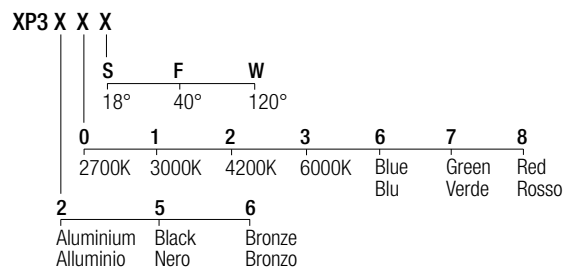
IP-rated projector

7-14W · 350-500mA (V_i 20,3V) · Series wiring - Cablaggio in serie
CRI85 · 2-Step MacAdam

	350mA	500mA
2700K	623 lm	896 lm
3000K	651 lm	931 lm
4200K	721 lm	1078 lm
6000K	798 lm	1155 lm



Code Construction - Costruzione del codice



Drivers - Alimentatori 350mA

- on/off
AL1034 (1) IP20 ⌀ 30 mm
AL1035 (1) IP20 ⌀ 40 mm
AL1037 (1..2) IP20 S.P. ⌀ 55 mm
AL9011 (1) IP67 ⌀ 44 mm
- dimmmable
AL4000 (1) IP20 PUSH 0/1..10V ⌀ 72 mm
ALD435 (1) IP20 DALI 2 PUSH ⌀ 36 mm
AL4051 (1) IP20 DALI 2 ⌀ 72 mm
AL4053 (1) IP20 PUSH IGBT-TRIAC ⌀ 56 mm
AL6035 (1) IP67 DALI 2 ⌀ 44 mm
AL8035 (1..2) IP67 DALI 2 ⌀ 48 mm

Drivers - Alimentatori 500mA

- on/off
AL1074 (1) IP20 ⌀ 30 mm
AL1084 (1) IP20 S.P. ⌀ 55 mm
AL9051 (1) IP67 ⌀ 44 mm
- dimmmable
AL4010 (1) IP20 PUSH 0/1..10V ⌀ 72 mm
ALD450 (1) IP20 DALI 2 PUSH ⌀ 36 mm
AL4151 (1) IP20 DALI 2 ⌀ 72 mm
AL4153 (1) IP20 PUSH IGBT-TRIAC ⌀ 56 mm
AL6050 (1) IP67 DALI 2 ⌀ 44 mm
AL8050 (1..2) IP67 DALI 2 ⌀ 48 mm

Accessories - Accessori

- XP0022** Earth spike - Picchetto
XP3200 Aluminium - Alluminio
XP3500 Black - Nero
XP3600 Bronze - Bronzo
L0042 Aluminium - Alluminio
L0045 Black - Nero
L0046 Bronze - Bronzo
L0046 Low luminance louver - Filtro antiabbagliamento
XNTX102 Aluminium - Alluminio
XNTX105 Black - Nero
XNTX106 Bronze - Bronzo
XNTX106 Antiglare snoot - Snoot antiabbagliamento
XXT01 Tree strap - Cinghia per albero
- Note - Nota
 Made-to-measure cable available on request.
 Cavo a misura disponibile su richiesta.

ALOHA 524

design: Roberto Mantovani

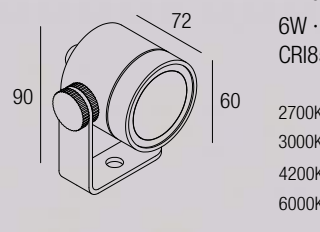


[DATASHEET](#)

[INSTALLATION MANUAL](#)

[CERTIFICATIONS](#)

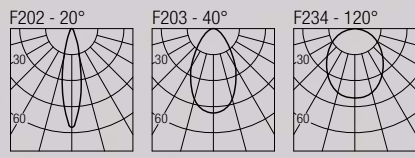
[LDT-IES](#) [DRAWINGS](#)



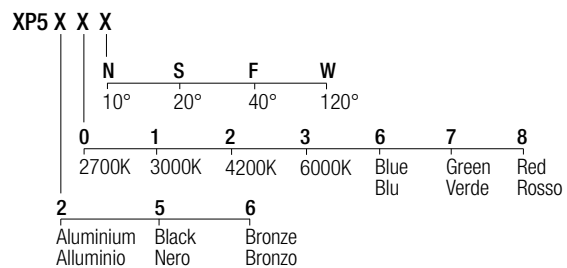
IP-rated projector

6W · 24VDC · Parallel wiring - Cablaggio in parallelo
CRI85 · 2-Step MacAdam

	2700K	3000K	4200K	6000K
	384 lm	400 lm	462 lm	495 lm



Code Construction - Costruzione del codice



Accessories - Accessori

- XP0022** Earth spike - Picchetto
XNTX202 Aluminium - Alluminio
XNTX205 Black - Nero
XNTX206 Bronze - Bronzo
XNTX206 Antiglare snoot - Snoot antiabbagliamento
XXT01 Tree strap - Cinghia per albero
- Note - Nota
 Made-to-measure cable available on request.
 Cavo a misura disponibile su richiesta.
- XP0200** Aluminium - Alluminio
XP0500 Black - Nero
XP0600 Bronze - Bronzo
XP0600 Base
L0052 Aluminium - Alluminio
L0055 Black - Nero
L0056 Bronze - Bronzo
L0056 Low luminance louver - Filtro antiabbagliamento

Drivers - Alimentatori 24VDC

- on/off
AL2124 (1) IP20 ⌀ 28 mm
AL2012 (1..4) IP20 ⌀ 60 mm
AL2031 (1..11) IP20 ⌀ 70 mm
AL2040 (1..25) IP20 ⌀ 80 mm
AL9222 (1..6) IP67 ⌀ 44 mm
AL9231 (1..11) IP67 ⌀ 85 mm
AL9240 (1..25) IP67 ⌀ 85 mm
- dimmmable
AL5012 (1..4) IP20 DALI 2 PUSH 0/1..10V ⌀ 45 mm
AL5241 (1..16) IP20 DALI 2 PUSH ⌀ 70 mm
AL8012 (1..4) IP67 DALI 2 ⌀ 48 mm
- dimming module
AL7035 IP20 DALI 2 PUSH 0/1..10V ⌀ 44 mm
- Note - Nota
 Dimming module AL7035 to be used in combination with a 24VDC power supply.
 Modulo di dimmerazione AL7035 da utilizzare in combinazione con un alimentatore 24VDC.



ZOOM

design: Lapo Grassellini

IP65

[DATASHEET](#)

[INSTALLATION MANUAL](#)

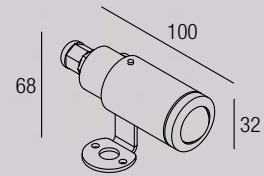
[CERTIFICATIONS](#)

[LDT-IES](#) [DRAWINGS](#)



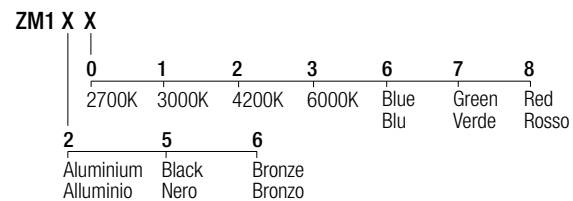
IP-rated projector

1-2W · 350-500mA (V,2,9V) · Series wiring - Cablaggio in serie
CRI85 · 2-Step MacAdam · Adjustable optics - Ottica variabile 10°-55°



	350mA	500mA
2700K	89 lm	128 lm
3000K	93 lm	133 lm
4200K	103 lm	154 lm
6000K	114 lm	165 lm

Code Construction - Costruzione del codice



Drivers - Alimentatori 350mA

- on/off
AL1034 (1..11) IP20 ⌀ 30 mm
AL1035 (1..11) IP20 ⌀ 40 mm
AL1037 (1..16) IP20 S.P. ⌀ 55 mm
AL9011 (1..12) IP67 ⌀ 44 mm
 dimmable
AL4000 (1..12) IP20 PUSH 0/1..10V ⌀ 72 mm
ALD435 (1..11) IP20 DALI 2 PUSH ⌀ 36 mm
AL4051 (2..14) IP20 DALI 2 ⌀ 72 mm
AL4053 (1..14) IP20 PUSH IGBT-TRIAC ⌀ 56 mm
AL6035 (2..8) IP67 DALI 2 ⌀ 44 mm
AL8035 (4..16) IP67 DALI 2 ⌀ 48 mm

Drivers - Alimentatori 500mA

- on/off
AL1074 (1..7) IP20 ⌀ 30 mm
AL1077 (1..6) IP20 ⌀ 40 mm
AL1084 (1..11) IP20 S.P. ⌀ 55 mm
AL9051 (1..11) IP67 ⌀ 44 mm
 dimmable
AL4010 (1..12) IP20 PUSH 0/1..10V ⌀ 72 mm
ALD450 (1..7) IP20 DALI 2 PUSH ⌀ 36 mm
AL4151 (2..14) IP20 DALI 2 ⌀ 72 mm
AL4153 (1..14) IP20 PUSH IGBT-TRIAC ⌀ 56 mm
AL6050 (2..6) IP67 DALI 2 ⌀ 44 mm
AL8050 (4..16) IP67 DALI 2 ⌀ 48 mm

Accessories - Accessori

- XP0011** Earth spike - Picchetto
XP0200 Aluminium - Alluminio
XP0500 Black - Nero
XP0600 Bronze - Bronzo
XNTZ102 Aluminium - Alluminio
XNTZ105 Black - Nero
XNTZ106 Bronze - Bronzo
XXT01 Tree strap
 Cinghia per albero

Note - Nota
 Made-to-measure cable available on request.
 Cavo a misura disponibile su richiesta.

ZOOM 10

design: Lapo Grassellini

IP65

[DATASHEET](#)

[INSTALLATION MANUAL](#)

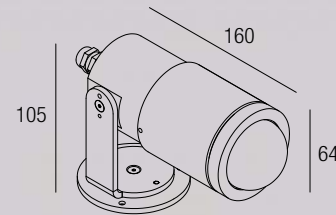
[CERTIFICATIONS](#)

[LDT-IES](#) [DRAWINGS](#)



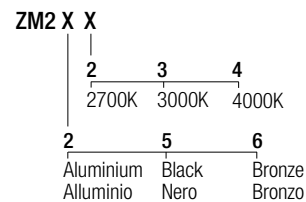
IP-rated projector

10W · 230VAC
CRI85 · 2-Step MacAdam · Adjustable optics - Ottica variabile 10°-55°



2700K	890 lm
3000K	1000 lm
4000K	1040 lm

Code Construction - Costruzione del codice



Accessories - Accessori

- ESZM201** Earth spike - Picchetto
-

- XNTZ202** Aluminium - Alluminio
XNTZ205 Black - Nero
XNTZ206 Bronze - Bronzo
 Antiglare snoot
 Snoot antiabbagliamento



CLIO 10

design: Lapo Grassellini

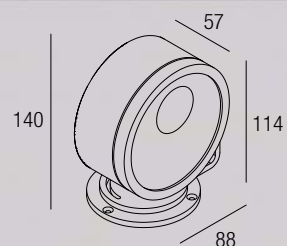
IP65

[DATASHEET](#)

[INSTALLATION MANUAL](#)

[CERTIFICATIONS](#)

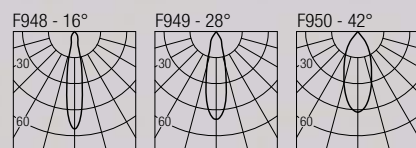
[LDT-IES](#) [DRAWINGS](#)



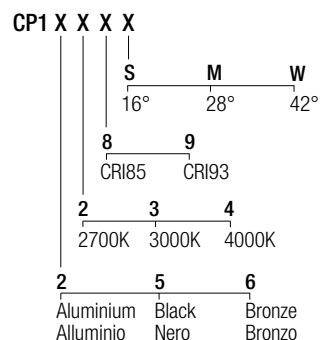
IP-rated projector

10W · 230VAC
CRI85 · CRI93 · 2-Step MacAdam

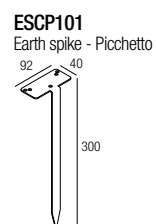
	CRI85	CRI93
2700K	890 lm	840 lm
3000K	1000 lm	930 lm
4000K	1040 lm	960 lm



Code Construction - Costruzione del codice



Accessories - Accessori



CLIO 20

design: Lapo Grassellini

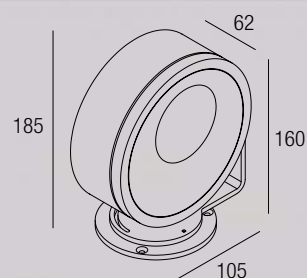
IP65

[DATASHEET](#)

[INSTALLATION MANUAL](#)

[CERTIFICATIONS](#)

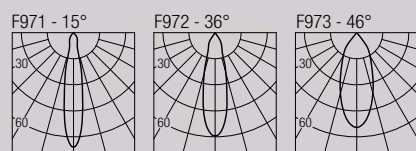
[LDT-IES](#) [DRAWINGS](#)



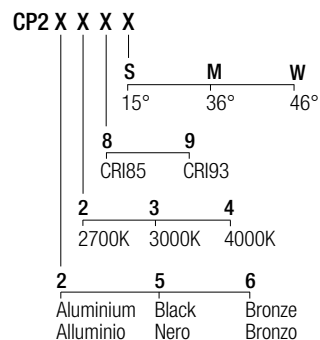
IP-rated projector

20W · 230VAC
CRI85 · CRI93 · 2-Step MacAdam

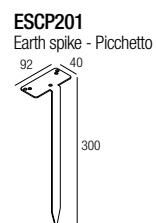
	CRI85	CRI93
2700K	1830 lm	1700 lm
3000K	2000 lm	1830 lm
4000K	2100 lm	1950 lm



Code Construction - Costruzione del codice



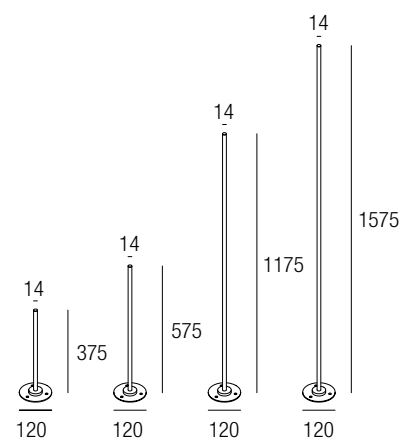
Accessories - Accessori



POLE

design: Roberto Mantovani

◀ BACK

**Vertical support for projectors.**

The Pole system allows multiple luminaires to be distributed along the vertical support. Available in four heights, the luminaires installed can be directed to any direction, offering a flexible and dynamic installation solution.

Supporto verticale per l'installazione di proiettori.

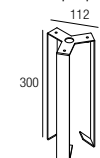
Il sistema Pole consente l'impiego di numerosi apparecchi luminosi da distribuire sul supporto verticale. Disponibile in quattro altezze, consente di direzionare gli apparecchi installati verso qualsiasi direzione, offrendo una soluzione installativa flessibile e dinamica.

Code Construction - Costruzione del codice

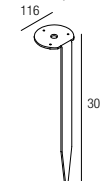
PL X X	
1	5 9
White Bianco	Black Nero COR-TEN
A	B C D
37,5cm	57,5cm 117,5cm 157,5cm

Accessories - Accessori

ZCP001
Anchor bolt for concrete plinth
Zanca per plinto cementizio



ZCP002
Earth spike - Picchetto



Note - Nota
Only compatible with 37,5cm and 57,5cm versions.
Compatibile solo con le versioni da 37,5cm e 57,5cm.



OLU 6 POLE

design: Roberto Mantovani



DATASHEET ▶

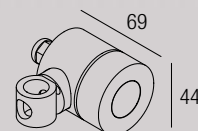
INSTALLATION MANUAL ▶

CERTIFICATIONS ▶

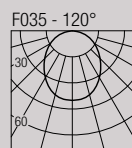
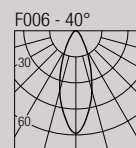
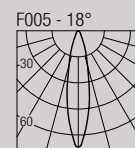
LDT-IES ▶ DRAWINGS ▶

IP-rated projector for Pole system

3-6W · 350-500mA (V, 8, 7V) · Series wiring - Cablaggio in serie
CRI85 · 2-Step MacAdam



	350mA	500mA
2700K	267 lm	384 lm
3000K	279 lm	400 lm
4200K	309 lm	462 lm
6000K	342 lm	495 lm



MAHALO POLE

design: Roberto Mantovani



DATASHEET ▶

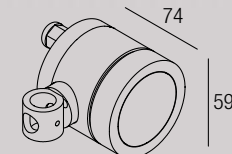
INSTALLATION MANUAL ▶

CERTIFICATIONS ▶

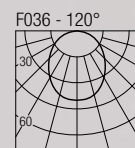
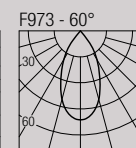
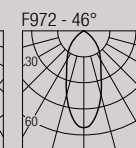
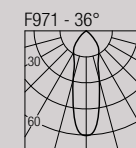
LDT-IES ▶ DRAWINGS ▶

IP-rated projector for Pole system

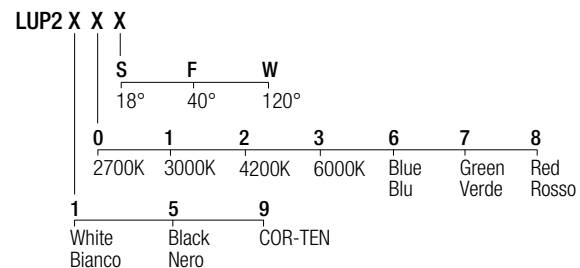
7W · 24VDC · Parallel wiring - Cablaggio in parallelo
CRI85 - CRI93 · 2-Step MacAdam



	CRI85	CRI93
2700K	630 lm	590 lm
3000K	700 lm	650 lm
4000K	730 lm	670 lm



Code Construction - Costruzione del codice



Accessories - Accessori

- XNTC01V White - Bianco
- XNTC05V Black - Nero
- XNTC09V COR-TEN
- Antigliare snoot
- Snoot antiabbagliamento



LLUP201

Low luminance louver
Filtro antiabbagliamento



Note - Nota
The filter must be ordered together with the lighting fixture. Il filtro deve essere ordinato congiuntamente all'apparecchio.

Note - Nota
Made-to-measure cable available on request. Cavo a misura disponibile su richiesta.

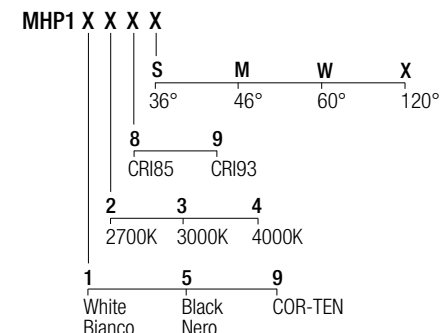
Drivers - Alimentatori 350mA

- on/off
- AL1034 (1..3) IP20 ⌀ 30 mm
 - AL1035 (1..3) IP20 ⌀ 40 mm
 - AL1037 (1..5) IP20 S.P. ⌀ 55 mm
 - AL9011 (1..4) IP67 ⌀ 44 mm
- dimnable
- AL4000 (1..4) IP20 PUSH 0/1..10V ⌀ 72 mm
 - ALD435 (1..3) IP20 DALI 2 PUSH ⌀ 36 mm
 - AL4051 (1..4) IP20 DALI 2 ⌀ 72 mm
 - AL4053 (1..4) IP20 PUSH IGBT-TRIAC ⌀ 56 mm
 - AL6035 (1..3) IP67 DALI 2 ⌀ 44 mm
 - AL8035 (2..4) IP67 DALI 2 ⌀ 48 mm

Drivers - Alimentatori 500mA

- on/off
- AL1074 (1..2) IP20 ⌀ 30 mm
 - AL1077 (1..2) IP20 ⌀ 40 mm
 - AL1084 (1..3) IP20 S.P. ⌀ 55 mm
 - AL9051 (1..3) IP67 ⌀ 44 mm
- dimnable
- AL4010 (1..4) IP20 PUSH 0/1..10V ⌀ 72 mm
 - ALD450 (1..2) IP20 DALI 2 PUSH ⌀ 36 mm
 - AL4151 (1..4) IP20 DALI 2 ⌀ 72 mm
 - AL4153 (1..4) IP20 PUSH IGBT-TRIAC ⌀ 56 mm
 - AL6050 (1..2) IP67 DALI 2 ⌀ 44 mm
 - AL8050 (2..4) IP67 DALI 2 ⌀ 48 mm

Code Construction - Costruzione del codice



Accessories - Accessori

- LMHP101
- Low luminance louver
- Filtro antiabbagliamento



Note - Nota
The filter must be ordered together with the lighting fixture. Il filtro deve essere ordinato congiuntamente all'apparecchio.

- XNTX201V White - Bianco
- XNTX205V Black - Nero
- XNTX209V COR-TEN
- Antigliare snoot
- Snoot antiabbagliamento



Note - Nota
Made-to-measure cable available on request. Cavo a misura disponibile su richiesta.

Drivers - Alimentatori 24VDC

- on/off
- AL2124 (1) IP20 ⌀ 28 mm
 - AL2012 (1..3) IP20 ⌀ 60 mm
 - AL2031 (1..10) IP20 ⌀ 70 mm
 - AL2040 (1..21) IP20 ⌀ 80 mm
 - AL9222 (1..5) IP67 ⌀ 44 mm
 - AL9231 (1..10) IP67 ⌀ 85 mm
 - AL9240 (1..21) IP67 ⌀ 85 mm
- dimnable
- AL5012 (1..3) IP20 DALI 2 PUSH 0/1..10V ⌀ 45 mm
 - AL5241 (1..14) IP20 DALI 2 PUSH ⌀ 70 mm
 - AL8012 (1..3) IP67 DALI 2 ⌀ 48 mm
- dimming module
- AL7035 IP20 DALI 2 PUSH 0/1..10V ⌀ 44 mm
- Note - Nota
Dimming module AL7035 to be used in combination with a 24VDC power supply. Modulo di dimmerazione AL7035 da utilizzare in combinazione con un alimentatore 24VDC.

ELLE 2

design: Roberto Mantovani

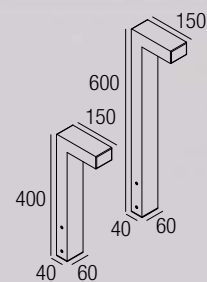


[DATASHEET](#)

[INSTALLATION MANUAL](#)

[CERTIFICATIONS](#)

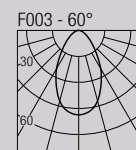
[LDT-IES](#) [DRAWINGS](#)



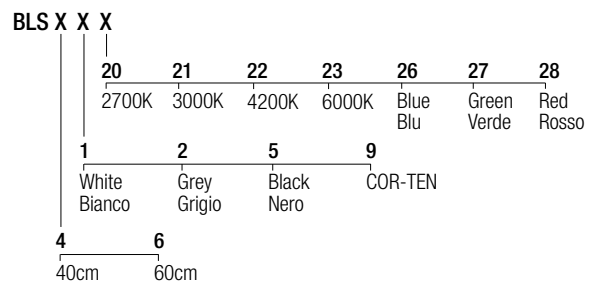
Bollard

1-2W · 350-500mA (V,2,9V) · Series wiring - Cablaggio in serie
CRI85 · 2-Step MacAdam

	350mA	500mA
2700K	89 lm	128 lm
3000K	93 lm	133 lm
4200K	103 lm	154 lm
6000K	114 lm	165 lm



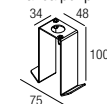
Code Construction - Costruzione del codice



Accessories - Accessori

ZC001

Anchor bolt for concrete plinth
Zanca per plinto cementizio



Note - Nota
Made-to-measure cable available on request.
Cavo a misura disponibile su richiesta.

Drivers - Alimentatori 350mA

- on/off
- AL1034 (1..11) IP20 ⌀ 30 mm
 - AL1035 (1..11) IP20 ⌀ 40 mm
 - AL1037 (1..16) IP20 S.P. ⌀ 55 mm
 - AL9011 (1..12) IP67 ⌀ 44 mm
- dimnable
- AL4000 (1..12) IP20 PUSH 0/1..10V ⌀ 72 mm
 - ALD435 (1..11) IP20 DALI 2 PUSH ⌀ 36 mm
 - AL4051 (2..14) IP20 DALI 2 ⌀ 72 mm
 - AL4053 (1..14) IP20 PUSH IGBT-TRIAC ⌀ 56 mm
 - AL6035 (2..8) IP67 DALI 2 ⌀ 44 mm
 - AL8035 (4..16) IP67 DALI 2 ⌀ 48 mm

Drivers - Alimentatori 500mA

- on/off
- AL1074 (1..7) IP20 ⌀ 30 mm
 - AL1077 (1..6) IP20 ⌀ 40 mm
 - AL1084 (1..11) IP20 S.P. ⌀ 55 mm
 - AL9051 (1..11) IP67 ⌀ 44 mm
- dimnable
- AL4010 (1..12) IP20 PUSH 0/1..10V ⌀ 72 mm
 - ALD450 (1..7) IP20 DALI 2 PUSH ⌀ 36 mm
 - AL4151 (2..14) IP20 DALI 2 ⌀ 72 mm
 - AL4153 (1..14) IP20 PUSH IGBT-TRIAC ⌀ 56 mm
 - AL6050 (2..6) IP67 DALI 2 ⌀ 44 mm
 - AL8050 (4..16) IP67 DALI 2 ⌀ 48 mm

ELLE 6

design: Roberto Mantovani

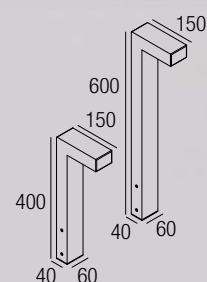


[DATASHEET](#)

[INSTALLATION MANUAL](#)

[CERTIFICATIONS](#)

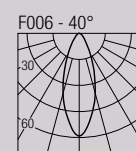
[LDT-IES](#) [DRAWINGS](#)



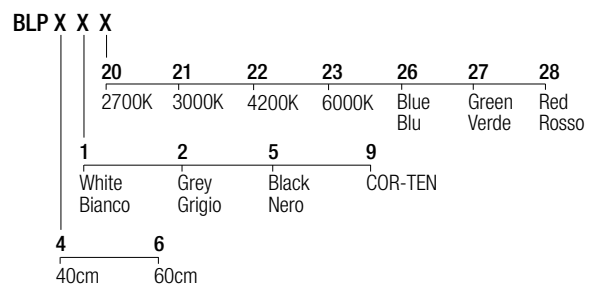
Bollard

3-6W · 350-500mA (V,8,7V) · Series wiring - Cablaggio in serie
CRI85 · 2-Step MacAdam

	350mA	500mA
2700K	267 lm	384 lm
3000K	279 lm	400 lm
4200K	309 lm	462 lm
6000K	342 lm	495 lm



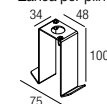
Code Construction - Costruzione del codice



Accessories - Accessori

ZC001

Anchor bolt for concrete plinth
Zanca per plinto cementizio



Note - Nota
Made-to-measure cable available on request.
Cavo a misura disponibile su richiesta.

Drivers - Alimentatori 350mA

- on/off
- AL1034 (1..3) IP20 ⌀ 30 mm
 - AL1035 (1..3) IP20 ⌀ 40 mm
 - AL1037 (1..5) IP20 S.P. ⌀ 55 mm
 - AL9011 (1..4) IP67 ⌀ 44 mm
- dimnable
- AL4000 (1..4) IP20 PUSH 0/1..10V ⌀ 72 mm
 - ALD435 (1..3) IP20 DALI 2 PUSH ⌀ 36 mm
 - AL4051 (1..4) IP20 DALI 2 ⌀ 72 mm
 - AL4053 (1..4) IP20 PUSH IGBT-TRIAC ⌀ 56 mm
 - AL6035 (1..3) IP67 DALI 2 ⌀ 44 mm
 - AL8035 (2..4) IP67 DALI 2 ⌀ 48 mm

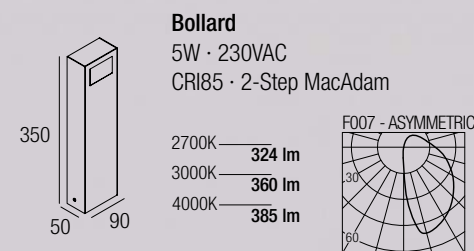
Drivers - Alimentatori 500mA

- on/off
- AL1074 (1..2) IP20 ⌀ 30 mm
 - AL1077 (1..2) IP20 ⌀ 40 mm
 - AL1084 (1..3) IP20 S.P. ⌀ 55 mm
 - AL9051 (1..3) IP67 ⌀ 44 mm
- dimnable
- AL4010 (1..4) IP20 PUSH 0/1..10V ⌀ 72 mm
 - ALD450 (1..2) IP20 DALI 2 PUSH ⌀ 36 mm
 - AL4151 (1..4) IP20 DALI 2 ⌀ 72 mm
 - AL4153 (1..4) IP20 PUSH IGBT-TRIAC ⌀ 56 mm
 - AL6050 (1..2) IP67 DALI 2 ⌀ 44 mm
 - AL8050 (2..4) IP67 DALI 2 ⌀ 48 mm



SIGN

design: Lapo Grassellini

[DATASHEET](#)[INSTALLATION MANUAL](#)[CERTIFICATIONS](#)[LDT-IES](#) [DRAWINGS](#)

Code Construction - Costruzione del codice

SG1 X X

B	G	N	K
White Bianco	Grey Grigio	Black Nero	COR-TEN
2	3	4	
2700K	3000K	4000K	

DIDO

design: Lapo Grassellini

[DATASHEET](#)[INSTALLATION MANUAL](#)[CERTIFICATIONS](#)[LDT-IES](#) [DRAWINGS](#)

Code Construction - Costruzione del codice

DD4 X X

20	21	22	
2700K	3000K	4000K	
1	2	5	9
White Bianco	Grey Grigio	Black Nero	COR-TEN

Note - Nota
Made-to-measure cable
available on request.
Cavo a misura disponibile
su richiesta.

Drivers - Alimentatori 24VDC

on/off

AL2124 (1) IP20 \varnothing 28 mm
AL2012 (1..3) IP20 \varnothing 60 mm
AL2031 (1..8) IP20 \varnothing 70 mm
AL2040 (1..18) IP20 \varnothing 80 mm
AL9222 (1..4) IP67 \varnothing 44 mm
AL9231 (1..8) IP67 \varnothing 85 mm
AL9240 (1..18) IP67 \varnothing 85 mm

dimnable

AL5012 (1..2) IP20 PUSH 0/1..10V DALI 2 \varnothing 45 mm
AL5241 (1..12) IP20 DALI 2 PUSH \varnothing 70 mm
AL8012 (1..2) IP67 DALI 2 \varnothing 48 mm

dimming module

AL7035 IP20 DALI 2 PUSH 0/1..10V \varnothing 44 mm

Note - Nota

Dimming module AL7035 to be used in combination
with a 24VDC power supply.
Modulo di dimmerazione AL7035 da utilizzare in
combinazione con un alimentatore 24VDC.



DUSK

design: Roberto Mantovani

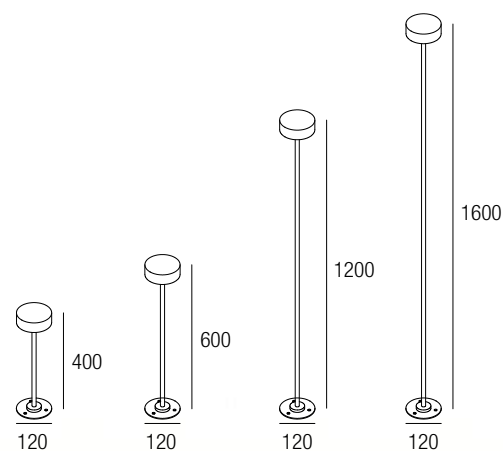
IP65

DATASHEET ▶

INSTALLATION MANUAL ▶

CERTIFICATIONS ▶

LDT-IES ▶ DRAWINGS ▶

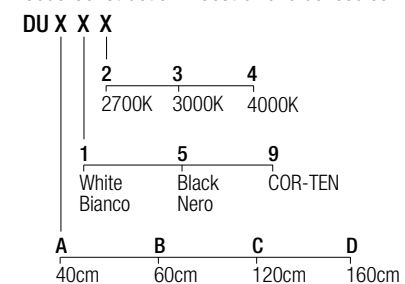


Bollard

8,2W - 24VDC - Parallel wiring - Cablaggio in parallelo
CRI85 - 2-Step MacAdam

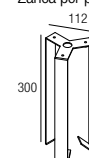
2700K	540 lm
3000K	560 lm
4000K	610 lm

Code Construction - Costruzione del codice

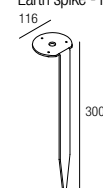


Accessories - Accessori

ZCP001
Anchor bolt for concrete plinth
Zanca per plinto cementizio



ZCP002
Earth spike - Picchetto



Note - Nota
Only compatible with 40 and 60cm versions.
Compatibile solo con le versioni da 40cm e 60cm.

Note - Nota
Made-to-measure cable available on request.
Cavo a misura disponibile su richiesta.

Drivers - Alimentatori 24VDC

on/off
AL2124 (1) IP20 ⌀28 mm
AL2012 (1..3) IP20 ⌀60 mm
AL2031 (1..8) IP20 ⌀70 mm
AL2040 (1..18) IP20 ⌀80 mm
AL9222 (1..4) IP67 ⌀44 mm
AL9231 (1..8) IP67 ⌀85 mm
AL9240 (1..18) IP67 ⌀85 mm

dimmable
AL5012 (1..2) IP20 PUSH 0/1..10V DALI 2 ⌀45 mm
AL5241 (1..12) IP20 DALI 2 PUSH ⌀70 mm
AL8012 (1..2) IP67 DALI 2 ⌀48 mm

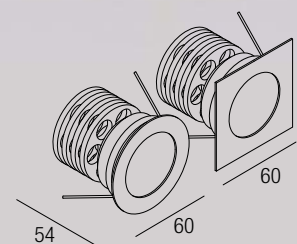
dimming module
AL7035 IP20 DALI 2 PUSH 0/1..10V ⌀44 mm

Note - Nota
Dimming module AL7035 to be used in combination with a 24VDC power supply.
Modulo di dimmerazione AL7035 da utilizzare in combinazione con un alimentatore 24VDC.

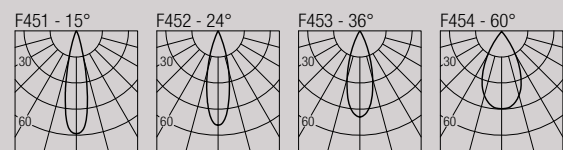
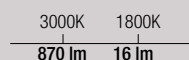


FLEXUS DTW

design: Rod&Todd



Dim to Warm flush optic downlight
8W · 400mA (V, 18V) · Series wiring - Cablaggio in serie
CRI95 · DTW 3000K to 1800K



[DATASHEET](#)

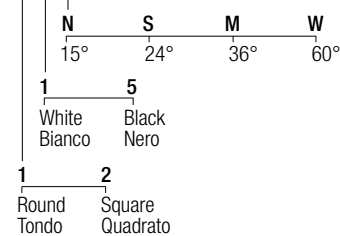
[INSTALLATION MANUAL](#)

[CERTIFICATIONS](#)

[LDT-IES](#) [DRAWINGS](#)

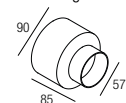
Code Construction - Costruzione del codice

DTWFX1 X X X



Accessories - Accessori

CSFX01
Recessing box - Controcassa



LDFX101
Low luminance louver
Filtro antiabbagliamento



SDFX101
Milky screen - Schermo opale

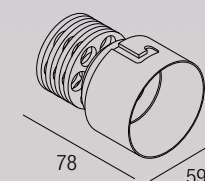


Note - Nota
The filter and the screen must be ordered together with the lighting fixture - Il filtro e lo schermo devono essere ordinati congiuntamente all'apparecchio.

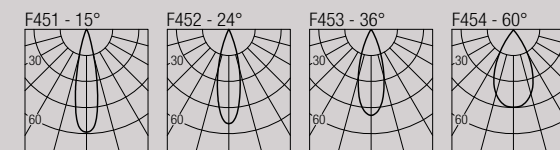
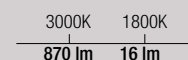


ZOE DTW

design: Rod&Todd



Dim to Warm trimless downlight
8W · 400mA (V, 18V) · Series wiring - Cablaggio in serie
CRI95 · DTW 3000K to 1800K



[DATASHEET](#)

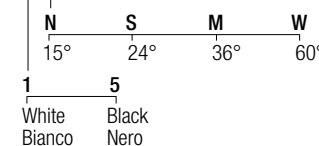
[INSTALLATION MANUAL](#)

[CERTIFICATIONS](#)

[LDT-IES](#) [DRAWINGS](#)

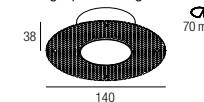
Code Construction - Costruzione del codice

DTWZE1 X X



Accessories - Accessori

ZQC003 White - Bianco
ZQC003B Black - Nero
Plasterboard recessing frame
Flangia per cartongesso



LDZE101
Low luminance louver
Filtro antiabbagliamento



SDZE101
Milky screen - Schermo opale

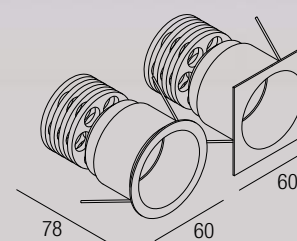


Note - Nota
The filter and the screen must be ordered together with the lighting fixture - Il filtro e lo schermo devono essere ordinati congiuntamente all'apparecchio.

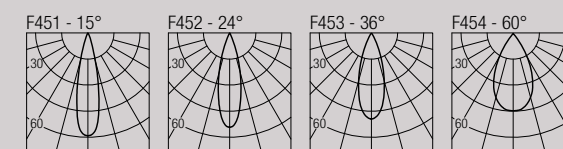
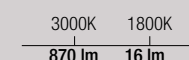


FRANNY DTW

design: Rod&Todd



Dim to Warm recessed optic downlight
8W · 400mA (V, 18V) · Series wiring - Cablaggio in serie
CRI95 · DTW 3000K to 1800K



[DATASHEET](#)

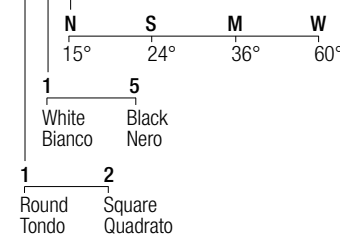
[INSTALLATION MANUAL](#)

[CERTIFICATIONS](#)

[LDT-IES](#) [DRAWINGS](#)

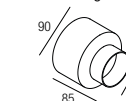
Code Construction - Costruzione del codice

DTWFN1 X X X



Accessories - Accessori

CSFX01
Recessing box - Controcassa



LDFN101
Low luminance louver
Filtro antiabbagliamento



SDFN101
Milky screen - Schermo opale

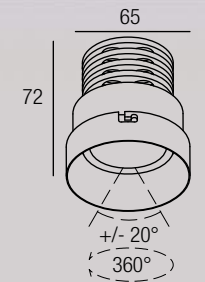


Note - Nota
The filter and the screen must be ordered together with the lighting fixture - Il filtro e lo schermo devono essere ordinati congiuntamente all'apparecchio.

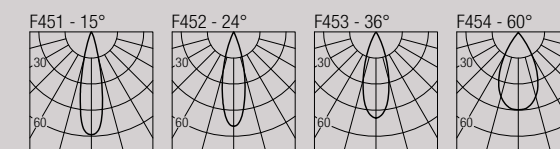



SEXUS UGR DTW

design: Rod&Todd



Dim to Warm trimless & adjustable downlight
8W · 400mA (V, 18V) · Series wiring - Cablaggio in serie
CRI95 · DTW 3000K to 1800K



[DATASHEET](#)

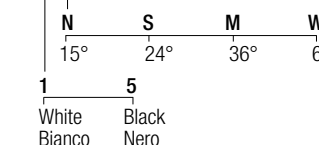
[INSTALLATION MANUAL](#)

[CERTIFICATIONS](#)

[LDT-IES](#) [DRAWINGS](#)

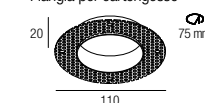
Code Construction - Costruzione del codice

DTWSXU1 X X



Accessories - Accessori

ZQSU002 White - Bianco
ZQSU002B Black - Nero
Plasterboard recessing frame
Flangia per cartongesso



LDSXU101
Low luminance louver
Filtro antiabbagliamento



SDSXU101
Milky screen - Schermo opale

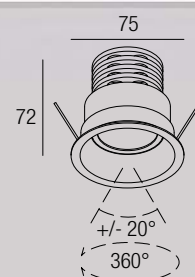


Note - Nota
The filter and the screen must be ordered together with the lighting fixture - Il filtro e lo schermo devono essere ordinati congiuntamente all'apparecchio.



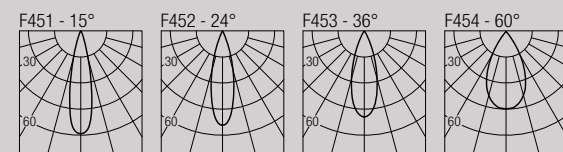
PLEXUS UGR DTW

design: Rod&Todd



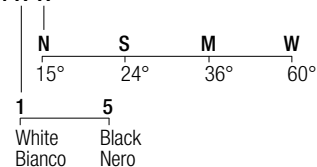
Dim to Warm adjustable downlight
8W · 400mA (V_i 18V) · Series wiring - Cablaggio in serie
CRI95 · DTW 3000K to 1800K

3000K	1800K
870 lm	16 lm



Code Construction - Costruzione del codice

DTWPLXU1 X X



Accessories - Accessori

LDPLXU101

Low luminance louver
Filtro antiabbagliamento



SDPLXU101

Milky screen - Schermo opale



Note - Nota
The filter and the screen must be ordered together with the lighting fixture - Il filtro e lo schermo devono essere ordinati congiuntamente all'apparecchio.

Drivers - Alimentatori 400mA

dimmmable
AL4451 (1..2) IP20 DALI 2 ⌀50 mm

[DATASHEET](#)

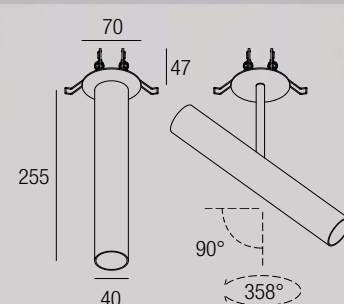
[INSTALLATION MANUAL](#)

[CERTIFICATIONS](#)

[LDT-IES](#) [DRAWINGS](#)

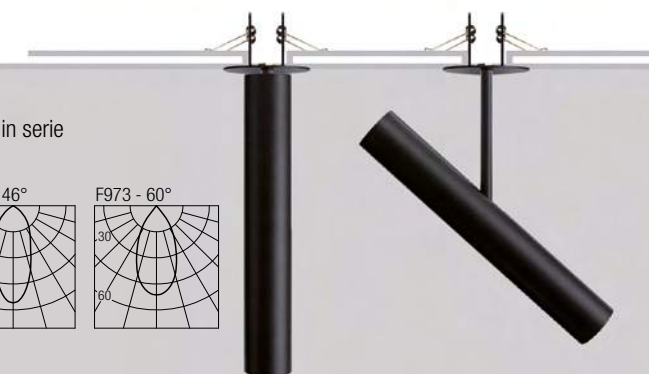
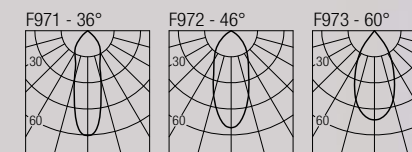
JOS R DTW

design: Roberto Mantovani



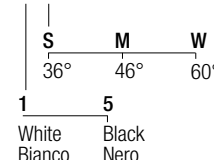
Dim to Warm semi-recessed projector
8W · 400mA (V_i 18V) · Series wiring - Cablaggio in serie
CRI95 · DTW 3000K to 1800K

3000K	1800K
870 lm	16 lm



Code Construction - Costruzione del codice

DTWJSR1 X X



Note - Nota
Versions with extended arm length are available upon request. Versioni con lunghezza del braccetto maggiorata disponibili su richiesta.

Accessories - Accessori

LJ01 White - Bianco
LJ01B Black - Nero
Low luminance louver
Filtro antiabbagliamento



SJ01 White - Bianco
SJ01B Black - Nero
Milky screen - Schermo opale



Drivers - Alimentatori 400mA

dimmmable
AL4451 (1..2) IP20 DALI 2 ⌀50 mm

[DATASHEET](#)

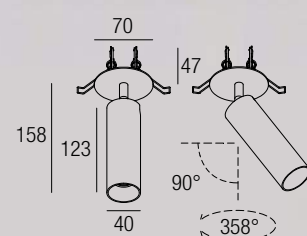
[INSTALLATION MANUAL](#)

[CERTIFICATIONS](#)

[LDT-IES](#) [DRAWINGS](#)

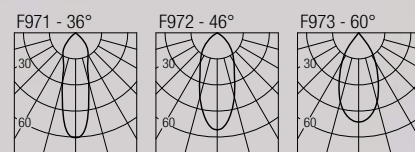
MINIJOS R DTW

design: Roberto Mantovani



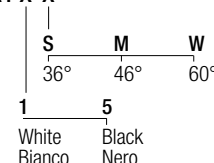
Dim to Warm semi-recessed projector
8W · 400mA (V_i 18V) · Series wiring - Cablaggio in serie
CRI95 · DTW 3000K to 1800K

3000K	1800K
870 lm	16 lm



Code Construction - Costruzione del codice

DTWJSR1 X X



Note - Nota
Versions with extended arm length are available upon request. Versioni con lunghezza del braccetto maggiorata disponibili su richiesta.

Accessories - Accessori

LJ01 White - Bianco
LJ01B Black - Nero
Low luminance louver
Filtro antiabbagliamento



SJ01 White - Bianco
SJ01B Black - Nero
Milky screen - Schermo opale



Drivers - Alimentatori 400mA

dimmmable
AL4451 (1..2) IP20 DALI 2 ⌀50 mm

[DATASHEET](#)

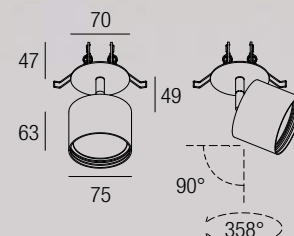
[INSTALLATION MANUAL](#)

[CERTIFICATIONS](#)

[LDT-IES](#) [DRAWINGS](#)

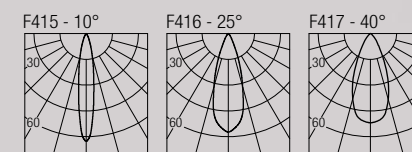
LAD R DTW

design: Roberto Mantovani



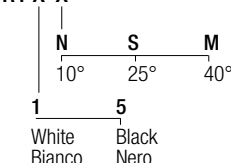
Dim to Warm semi-recessed projector
8W · 400mA (V_i 18V) · Series wiring - Cablaggio in serie
CRI95 · DTW 3000K to 1800K

3000K	1800K
870 lm	16 lm



Code Construction - Costruzione del codice

DTWLADR1 X X



Note - Nota
Versions with extended arm length are available upon request. Versioni con lunghezza del braccetto maggiorata disponibili su richiesta.

Accessories - Accessori

LL01 White - Bianco
LL01B Black - Nero
Low luminance louver
Filtro antiabbagliamento



SL01 White - Bianco
SL01B Black - Nero
Milky screen - Schermo opale



Drivers - Alimentatori 400mA

dimmmable
AL4451 (1..2) IP20 DALI 2 ⌀50 mm

[DATASHEET](#)

[INSTALLATION MANUAL](#)

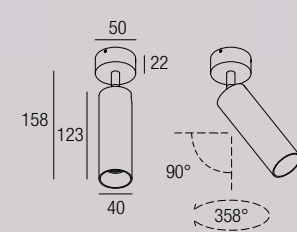
[CERTIFICATIONS](#)

[LDT-IES](#) [DRAWINGS](#)

MINIJOS S DTW

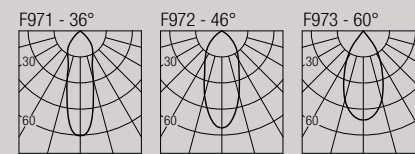

design: Roberto Mantovani

IP20



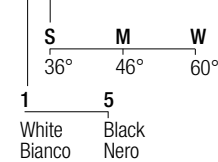
Dim to Warm surface projector

8W · 400mA (V, 18V) · Series wiring - Cablaggio in serie
CRI95 · DTW 3000K to 1800K



Code Construction - Costruzione del codice

DTWMJSS1 X X



Note - Nota

Versions with extended arm length are available upon request. Versioni con lunghezza del braccetto maggiorata disponibili su richiesta.

Accessories - Accessori

LJ01 White - Bianco
LJ01B Black - Nero
Low luminance louver
Filtro antiabbagliamento



SJ01 White - Bianco
SJ01B Black - Nero
Milky screen - Schermo opale



Drivers - Alimentatori 400mA

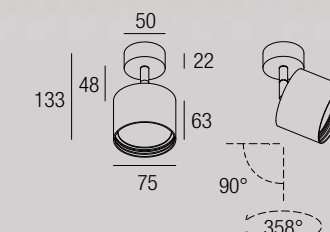
dimmmable
AL4451 (1..2) IP20 DALI 2 ⌀50 mm

[DATASHEET ▶](#)
[INSTALLATION MANUAL ▶](#)
[CERTIFICATIONS ▶](#)
[LDT-IES ▶](#)
[DRAWINGS ▶](#)

LAD S DTW

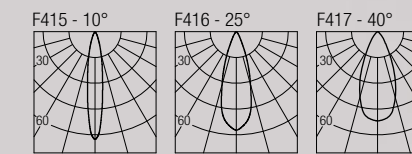
design: Roberto Mantovani

IP20



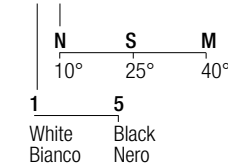
Dim to Warm surface projector

8W · 400mA (V, 18V) · Series wiring - Cablaggio in serie
CRI95 · DTW 3000K to 1800K



Code Construction - Costruzione del codice

DTWLADS1 X X



Note - Nota

Versions with extended arm length are available upon request. Versioni con lunghezza del braccetto maggiorata disponibili su richiesta.

Accessories - Accessori

LL01 White - Bianco
LL01B Black - Nero
Low luminance louver
Filtro antiabbagliamento



SL01 White - Bianco
SL01B Black - Nero
Milky screen - Schermo opale



Drivers - Alimentatori 400mA

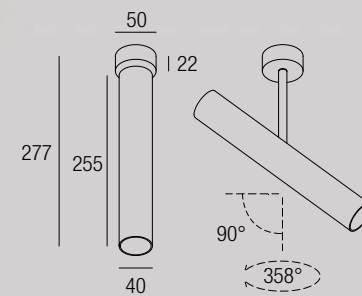
dimmmable
AL4451 (1..2) IP20 DALI 2 ⌀50 mm

[DATASHEET ▶](#)
[INSTALLATION MANUAL ▶](#)
[CERTIFICATIONS ▶](#)
[LDT-IES ▶](#)
[DRAWINGS ▶](#)

JOS S DTW

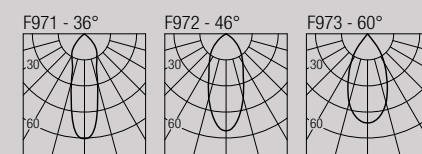
design: Roberto Mantovani

IP20



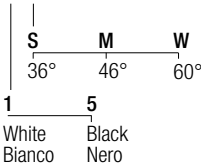
Dim to Warm surface projector

8W · 400mA (V, 18V) · Series wiring - Cablaggio in serie
CRI95 · DTW 3000K to 1800K



Code Construction - Costruzione del codice

DTWJSS1 X X



Note - Nota

Versions with extended arm length are available upon request. Versioni con lunghezza del braccetto maggiorata disponibili su richiesta.

Accessories - Accessori

LJ01 White - Bianco
LJ01B Black - Nero
Low luminance louver
Filtro antiabbagliamento



SJ01 White - Bianco
SJ01B Black - Nero
Milky screen - Schermo opale



Drivers - Alimentatori 400mA

dimmmable
AL4451 (1..2) IP20 DALI 2 ⌀50 mm

[DATASHEET ▶](#)
[INSTALLATION MANUAL ▶](#)
[CERTIFICATIONS ▶](#)
[LDT-IES ▶](#)
[DRAWINGS ▶](#)

COLOR

design: Roberto Mantovani



DATASHEET ▶

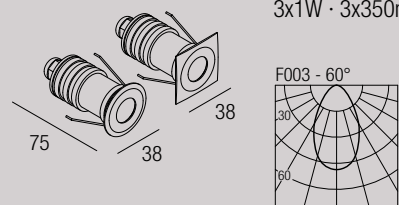
INSTALLATION MANUAL ▶

CERTIFICATIONS ▶

DRAWINGS ▶

RGB flush optic downlight

3x1W · 3x350mA · Series wiring - Cablaggio in serie



ZERO R RGB

design: Roberto Mantovani



DATASHEET ▶

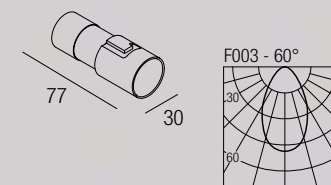
INSTALLATION MANUAL ▶

CERTIFICATIONS ▶

DRAWINGS ▶

RGB trimless downlight

3x1W · 3x350mA · Series wiring - Cablaggio in serie



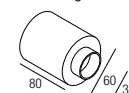
Code Construction - Costruzione del codice

FC X X 2 9

1	2	3	4	5	6	7	9
White Bianco	Aluminium Alluminio	Chrome Cromo	Gold Oro	Black Nero	Bronze Bronzo	Titanium Titanio	INOX Steel AISI 316L
1	2						
Round Tondo	Square Quadrato						

Accessories - Accessori

CS1006
Recessing box - Controcassa



Drivers/Controllers - Alimentatori/Controllers

Push Control
C03010 (2..9 fixtures) IP20 PUSH
 Radio Control System
C03010 (2..9 fixtures) IP20
C01062 Radio Receiver - Sensore Radio
AL2031 Driver 24VDC
C01063 Radio Remote Control - Telecomando

Note - Nota
 All codes are required for correct installation of the radio control system.
 Per la corretta installazione del sistema di radio-comando è necessario ordinare tutti i codici.

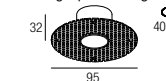
Code Construction - Costruzione del codice

ZC1 X 2 9

1	5
White Bianco	Black Nero

Accessories - Accessori

ZQC001 White - Bianco
ZQC001B Black - Nero
 Plasterboard recessing frame
 Flangia per cartongesso



Drivers/Controllers - Alimentatori/Controllers

Push Control
C03010 (2..9 fixtures) IP20 PUSH
 Radio Control System
C03010 (2..9 fixtures) IP20
C01062 Radio Receiver - Sensore Radio
AL2031 Driver 24VDC
C01063 Radio Remote Control - Telecomando

Note - Nota
 All codes are required for correct installation of the radio control system.
 Per la corretta installazione del sistema di radio-comando è necessario ordinare tutti i codici.

SINTRA

design: Roberto Mantovani



DATASHEET ▶

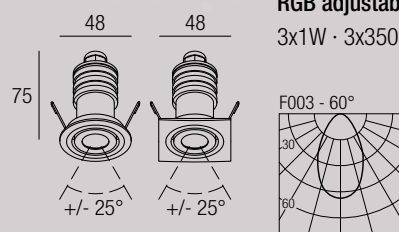
INSTALLATION MANUAL ▶

CERTIFICATIONS ▶

DRAWINGS ▶

RGB adjustable downlight

3x1W · 3x350mA · Series wiring - Cablaggio in serie



ZERO Q RGB

design: Roberto Mantovani



DATASHEET ▶

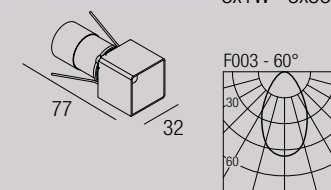
INSTALLATION MANUAL ▶

CERTIFICATIONS ▶

DRAWINGS ▶

RGB trimless downlight

3x1W · 3x350mA · Series wiring - Cablaggio in serie



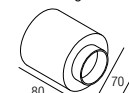
Code Construction - Costruzione del codice

JC X X 2 9

1	2	3	4	5	6	7
White Bianco	Aluminium Alluminio	Chrome Cromo	Gold Oro	Black Nero	Bronze Bronzo	Titanium Titanio
1	2					
Round Tondo	Square Quadrato					

Accessories - Accessori

CS1005
Recessing box - Controcassa



Drivers/Controllers - Alimentatori/Controllers

Push Control
C03010 (2..9 fixtures) IP20 PUSH
 Radio Control System
C03010 (2..9 fixtures) IP20
C01062 Radio Receiver - Sensore Radio
AL2031 Driver 24VDC
C01063 Radio Remote Control - Telecomando

Note - Nota
 All codes are required for correct installation of the radio control system.
 Per la corretta installazione del sistema di radio-comando è necessario ordinare tutti i codici.

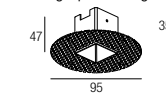
Code Construction - Costruzione del codice

ZC2 X 2 9

1	5
White Bianco	Black Nero

Accessories - Accessori

ZQC002 White - Bianco
ZQC002B Black - Nero
 Plasterboard recessing frame
 Flangia per cartongesso



Drivers/Controllers - Alimentatori/Controllers

Push Control
C03010 (2..9 fixtures) IP20 PUSH
 Radio Control System
C03010 (2..9 fixtures) IP20
C01062 Radio Receiver - Sensore Radio
AL2031 Driver 24VDC
C01063 Radio Remote Control - Telecomando

Note - Nota
 All codes are required for correct installation of the radio control system.
 Per la corretta installazione del sistema di radio-comando è necessario ordinare tutti i codici.

DAGO RGB

design: Roberto Mantovani

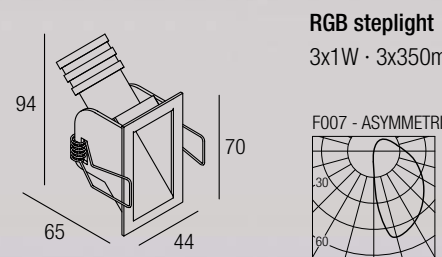


[DATASHEET](#)

[INSTALLATION MANUAL](#)

[CERTIFICATIONS](#)

[DRAWINGS](#)



RGB steplight
3x1W · 3x350mA · Series wiring - Cablaggio in serie



Code Construction - Costruzione del codice

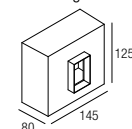
DG9 X 2 9



Accessories - Accessori

CS1007

Recessing box - Controcassa



Drivers/Controllers - Alimentatori/Controllori

Push Control

C03010 (2..9 fixtures) IP20 PUSH

Radio Control System

C03010 (2..9 fixtures) IP20

C01062 Radio Receiver - Sensore Radio

AL2031 Driver 24VDC

C01063 Radio Remote Control - Telecomando

Note - Nota

All codes are required for correct installation of the radio control system.
Per la corretta installazione del sistema di radio-comando è necessario ordinare tutti i codici.

KOINE RGB

design: Roberto Mantovani

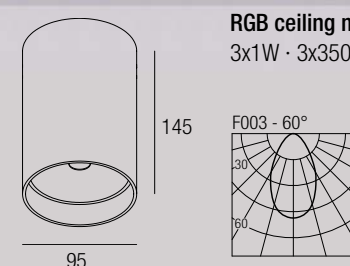


[DATASHEET](#)

[INSTALLATION MANUAL](#)

[CERTIFICATIONS](#)

[DRAWINGS](#)



RGB ceiling mounted luminaire
3x1W · 3x350mA · Series wiring - Cablaggio in serie



Code Construction - Costruzione del codice

KC9 X 2 9



Drivers/Controllers - Alimentatori/Controllori

Push Control

C03010 (2..9 fixtures) IP20 PUSH

Radio Control System

C03010 (2..9 fixtures) IP20

C01062 Radio Receiver - Sensore Radio

AL2031 Driver 24VDC

C01063 Radio Remote Control - Telecomando

Note - Nota

All codes are required for correct installation of the radio control system.
Per la corretta installazione del sistema di radio-comando è necessario ordinare tutti i codici.

ARIK RGB

design: Roberto Mantovani

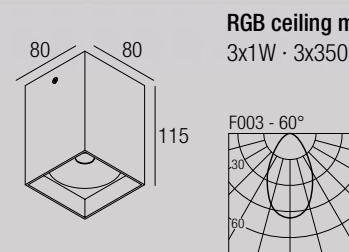


[DATASHEET](#)

[INSTALLATION MANUAL](#)

[CERTIFICATIONS](#)

[DRAWINGS](#)



RGB ceiling mounted luminaire
3x1W · 3x350mA · Series wiring - Cablaggio in serie



Code Construction - Costruzione del codice

AC9 X 2 9



Drivers/Controllers - Alimentatori/Controllori

Push Control

C03010 (2..9 fixtures) IP20 PUSH

Radio Control System

C03010 (2..9 fixtures) IP20

C01062 Radio Receiver - Sensore Radio

AL2031 Driver 24VDC

C01063 Radio Remote Control - Telecomando

Note - Nota

All codes are required for correct installation of the radio control system.
Per la corretta installazione del sistema di radio-comando è necessario ordinare tutti i codici.

MARUPE RGB

design: Roberto Mantovani

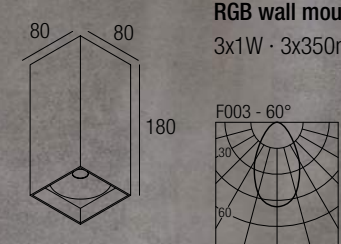


[DATASHEET](#)

[INSTALLATION MANUAL](#)

[CERTIFICATIONS](#)

[DRAWINGS](#)

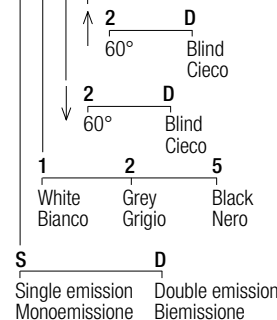


RGB wall mounted luminaire
3x1W · 3x350mA · Series wiring - Cablaggio in serie



Code Construction - Costruzione del codice

MC X X X X 9



Drivers/Controllers - Alimentatori/Controllori

Push Control

C03010 (2..9 fixtures) IP20 PUSH

Radio Control System

C03010 (2..9 fixtures) IP20

C01062 Radio Receiver - Sensore Radio

AL2031 Driver 24VDC

C01063 Radio Remote Control - Telecomando

Note - Nota

All codes are required for correct installation of the radio control system.
Per la corretta installazione del sistema di radio-comando è necessario ordinare tutti i codici.

CADMO RGB

design: Roberto Mantovani

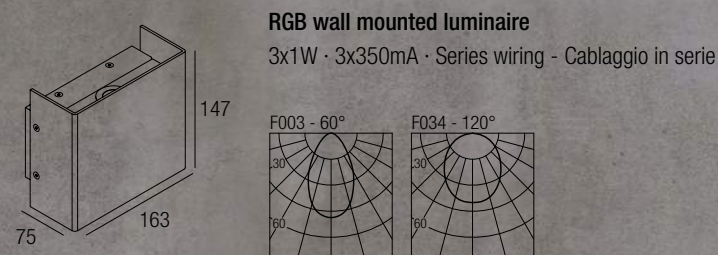


[DATASHEET](#)

[INSTALLATION MANUAL](#)

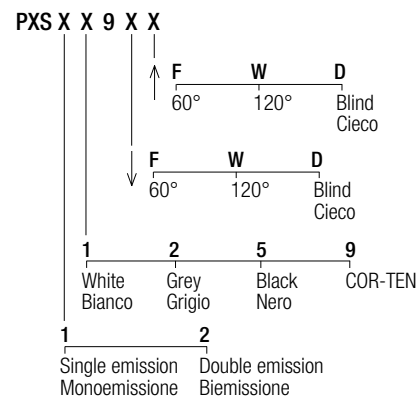
[CERTIFICATIONS](#)

[DRAWINGS](#)



RGB wall mounted luminaire
3x1W · 3x350mA · Series wiring - Cablaggio in serie

Code Construction - Costruzione del codice



Drivers/Controllers - Alimentatori/Controllers

- Push Control
C03010 (2..9 fixtures) IP20 PUSH
- Radio Control System
C03010 (2..9 fixtures) IP20
C01062 Radio Receiver - Sensore Radio
AL2031 Driver 24VDC
C01063 Radio Remote Control - Telecomando

Note - Nota
All codes are required for correct installation of the radio control system.
Per la corretta installazione del sistema di radio-comando è necessario ordinare tutti i codici.

JENA RGB

design: Roberto Mantovani

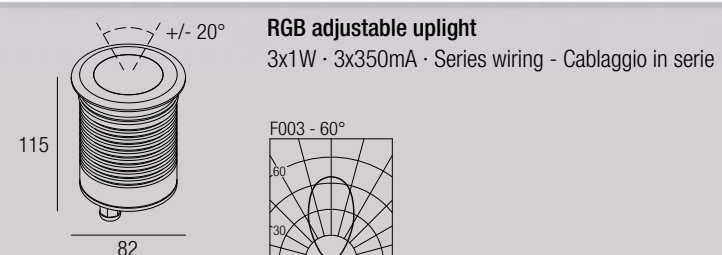


[DATASHEET](#)

[INSTALLATION MANUAL](#)

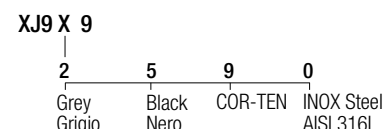
[CERTIFICATIONS](#)

[DRAWINGS](#)

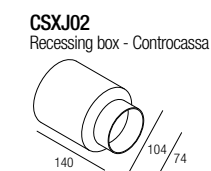


RGB adjustable uplight
3x1W · 3x350mA · Series wiring - Cablaggio in serie

Code Construction - Costruzione del codice



Accessories - Accessori



Drivers/Controllers - Alimentatori/Controllers

- Push Control
C03010 (2..9 fixtures) IP20 PUSH
- Radio Control System
C03010 (2..9 fixtures) IP20
C01062 Radio Receiver - Sensore Radio
AL2031 Driver 24VDC
C01063 Radio Remote Control - Telecomando

Note - Nota
All codes are required for correct installation of the radio control system.
Per la corretta installazione del sistema di radio-comando è necessario ordinare tutti i codici.

TERA RGB

design: Roberto Mantovani

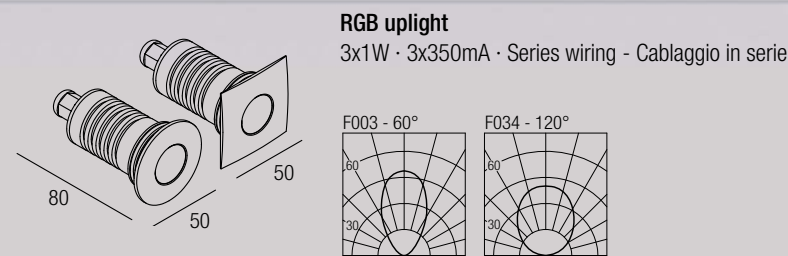


[DATASHEET](#)

[INSTALLATION MANUAL](#)

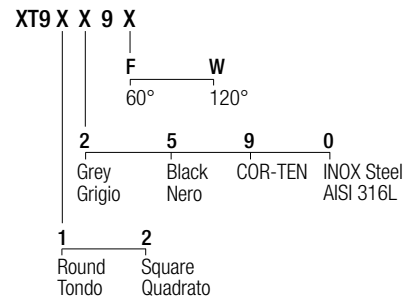
[CERTIFICATIONS](#)

[DRAWINGS](#)

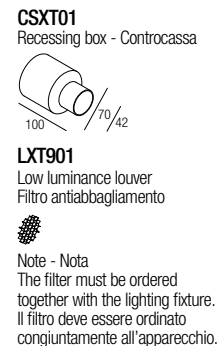


RGB uplight
3x1W · 3x350mA · Series wiring - Cablaggio in serie

Code Construction - Costruzione del codice



Accessories - Accessori



Drivers/Controllers - Alimentatori/Controllers

- Push Control
C03010 (2..9 fixtures) IP20 PUSH
- Radio Control System
C03010 (2..9 fixtures) IP20
C01062 Radio Receiver - Sensore Radio
AL2031 Driver 24VDC
C01063 Radio Remote Control - Telecomando

Note - Nota
All codes are required for correct installation of the radio control system.
Per la corretta installazione del sistema di radio-comando è necessario ordinare tutti i codici.

AIR RGB

design: Roberto Mantovani

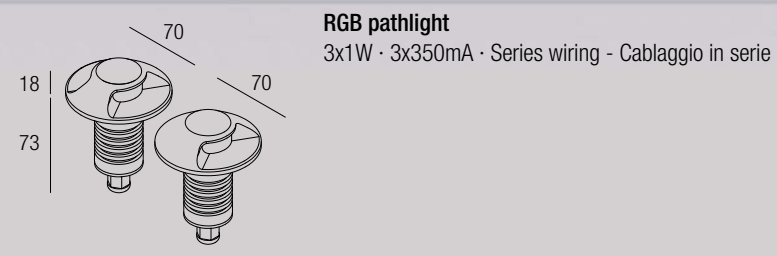


[DATASHEET](#)

[INSTALLATION MANUAL](#)


[CERTIFICATIONS](#)

[DRAWINGS](#)



RGB pathlight
3x1W · 3x350mA · Series wiring - Cablaggio in serie

Code Construction - Costruzione del codice



Accessories - Accessori



Drivers/Controllers - Alimentatori/Controllers

- Push Control
C03010 (2..9 fixtures) IP20 PUSH
- Radio Control System
C03010 (2..9 fixtures) IP20
C01062 Radio Receiver - Sensore Radio
AL2031 Driver 24VDC
C01063 Radio Remote Control - Telecomando

Note - Nota
All codes are required for correct installation of the radio control system.
Per la corretta installazione del sistema di radio-comando è necessario ordinare tutti i codici.

ALOHA RGB

design: Roberto Mantovani

IP65

DATASHEET ▶

INSTALLATION MANUAL ▶

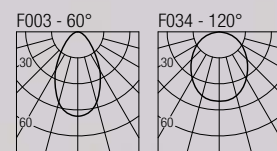
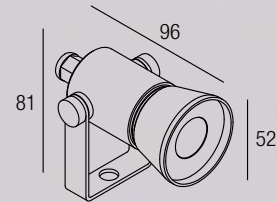
CERTIFICATIONS ▶

DRAWINGS ▶

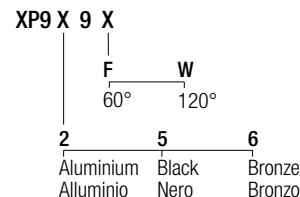


RGB IP-rated projector

3x1W · 3x350mA · Series wiring - Cablaggio in serie



Code Construction - Costruzione del codice



Accessories - Accessori

- XP0011** Earth spike - Picchetto
- XP0200** Aluminium - Alluminio
- XP0500** Black - Nero
- XP0600** Bronze - Bronzo
- Base**
- L0032** Aluminium - Alluminio
- L0035** Black - Nero
- L0036** Bronze - Bronzo
- Low luminance louver
Filtro antiabbagliamento
- XXT01** Tree strap
Cinghia per albero

Drivers/Controllers - Alimentatori/Controllers

- Push Control
 - C03010** (2..9 fixtures) IP20 PUSH
 - Radio Control System
 - C03010** (2..9 fixtures) IP20
 - C01062** Radio Receiver - Sensore Radio
 - AL2031** Driver 24VDC
 - C01063** Radio Remote Control - Telecomando
- Note - Nota
All codes are required for correct installation of the radio control system.
Per la corretta installazione del sistema di radio-comando è necessario ordinare tutti i codici.

ELLE RGB

design: Roberto Mantovani

IP65

DATASHEET ▶

INSTALLATION MANUAL ▶

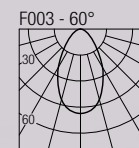
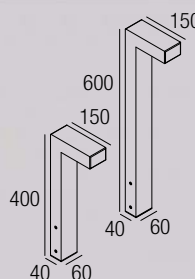
CERTIFICATIONS ▶

DRAWINGS ▶

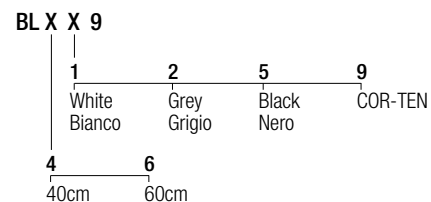


RGB bollard

3x1W · 3x350mA · Series wiring - Cablaggio in serie



Code Construction - Costruzione del codice



Accessories - Accessori

- ZC001** Anchor bolt for concrete plinth
Zanca per plinto cementizio

Drivers/Controllers - Alimentatori/Controllers

- Push Control
 - C03010** (2..9 fixtures) IP20 PUSH
 - Radio Control System
 - C03010** (2..9 fixtures) IP20
 - C01062** Radio Receiver - Sensore Radio
 - AL2031** Driver 24VDC
 - C01063** Radio Remote Control - Telecomando
- Note - Nota
All codes are required for correct installation of the radio control system.
Per la corretta installazione del sistema di radio-comando è necessario ordinare tutti i codici.





Constant current power supplies non dimmable

Alimentatori in corrente costante non dimmerabili





140 mA

AL9014	Power Potenza	Input voltage Alimentazione	V out	Dimensions (mm) Dimensioni (mm)
 IP67	6 W	220..240 VAC	15..40 V	70x38x23 (h)






250 mA

AL1025	Power Potenza	Input voltage Alimentazione	V out	Dimensions (mm) Dimensioni (mm)
 IP20	10 W	220..240 VAC	2..42 V	115x34x19 (h)
 IP67	10 W	220..240 VAC	20..40 V	70x38x23 (h)

350 mA

AL1034	Power Potenza	Input voltage Alimentazione	V out	Dimensions (mm) Dimensioni (mm)
 IP20	15 W	220..240 VAC	2..40 V	142x22x19 (h)
 IP20	15 W	220..240 VAC	2..41 V	115x34x19 (h)
 IP20 S.P.	19 W	220..240 VAC	2..54 V	111x52x22 (h)
 IP67	15 W	220..240 VAC	3..42 V	122x38x25 (h)


500 mA

 AL1074	Power Potenza	Input voltage Alimentazione	V out	Dimensions (mm) Dimensioni (mm)
IP20	14 W	220..240 VAC	2..28 V	142x22x19 (h)
 AL1077	Power Potenza	Input voltage Alimentazione	V out	Dimensions (mm) Dimensioni (mm)
IP20	12 W	220..240 VAC	2..24 V	115x34x19 (h)
 AL1084	Power Potenza	Input voltage Alimentazione	V out	Dimensions (mm) Dimensioni (mm)
IP20 S.P.	20 W	220..240 VAC	2..40 V	111x52x22 (h)
 AL9051	Power Potenza	Input voltage Alimentazione	V out	Dimensions (mm) Dimensioni (mm)
IP67	20 W	220..240 VAC	3..40 V	112x38x25 (h)
 AL9052	Power Potenza	Input voltage Alimentazione	V out	Dimensions (mm) Dimensioni (mm)
IP67	22W	220..240 VAC	12..44 V	112x38x25 (h)






Dimmable Constant current power supplies

Alimentatori in corrente costante dimmerabili




140 mA

Model	Dimming type Tipo di dimmerazione	Power Potenza	Input voltage Alimentazione	V out	Dimensions (mm) Dimensioni (mm)	Synchronizable Sincronizzabili
ALD414  IP67	DALI 2 PUSH	6,3W	220..240 VAC	2..42 V	132x30x20 (h)	max 10 drivers




250 mA

AL4030  IP20	0/1-10V	14 W	220..240 VAC	2..53 V	111x52x22 (h)	
ALD425  IP20	DALI 2 PUSH	10,5 W	220..240 VAC	2..42 V	132x30x20 (h)	max 10 drivers
AL4031  IP20	DALI 2	10 W	220..240 VAC	15..43 V	111x52x22 (h)	
AL4032  IP20	IGBT-TRIAC	12,5 W	220..240 VAC	25..50 V	111x52x22 (h)	
AL6025  IP67	DALI	10 W	220..240 VAC	6..40 V	120x38x24,5 (h)	

350 mA

AL4000  IP20	PUSH 0/1-10V	15 W	220..240 VAC	2..42 V	103x67x21 (h)	max 10 drivers	Synchronization cable Cavetto di sincronizzazione AL4100 (1,5 mt)
ALD435  IP20	DALI 2 PUSH	12 W	220..240 VAC	2..34 V	132x30x20 (h)	max 10 drivers	
AL4051  IP20	DALI 2	17 W	220..240 VAC	5..48 V	103x67x21 (h)	max 10 drivers	Synchronization cable Cavetto di sincronizzazione AL4100 (1,5 mt)

350 mA

AL4053  IP20	PUSH IGBT-TRIAC	17 W	220..240 VAC	2..47 V	166x46x34 (h)	max 10 drivers PUSH mode only	Synchronization cable Cavetto di sincronizzazione AL4100 (1,5 mt) PUSH mode only
AL6035  IP67	DALI 2	9,8 W	220..240 VAC	6..28 V	120x38x24,5 (h)		
AL8035  IP67	DALI 2	19,5 W	220..240 VAC	9..55 V	185x35x33 (h)		








500 mA

AL4010  IP20	PUSH 0/1-10V	21 W	220..240 VAC	2..42 V	103x67x21 (h)	max 10 drivers	Synchronization cable Cavetto di sincronizzazione AL4100 (1,5 mt)
ALD450  IP20	DALI 2 PUSH	12 W	220..240 VAC	2..24 V	132x30x20 (h)	max 10 drivers	
ALB451  IP20	DALI 2 PUSH	20 W	220..240 VAC	3..40 V	116x40,5x22 (h)	max 10 drivers	
AL4151  IP20	DALI 2	24 W	220..240 VAC	5..48 V	103x67x21 (h)	max 10 drivers	Synchronization cable Cavetto di sincronizzazione AL4100 (1,5 mt)
AL4153  IP20	PUSH IGBT-TRIAC	24 W	220..240 VAC	2..47 V	166x46x34 (h)	max 10 drivers PUSH mode only	Synchronization cable Cavetto di sincronizzazione AL4100 (1,5 mt) PUSH mode only
AL6050  IP67	DALI 2	10 W	220..240 VAC	6..20 V	120x38x24,5 (h)		
AL8050  IP67	DALI 2	27,5 W	220..240 VAC	9..55 V	185x35x33 (h)		

Constant Voltage power supplies non dimmable

Alimentatori in tensione costante non dimmerabili

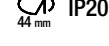
24 VDC

Model	Power Potenza	Input voltage Alimentazione	I out max	Dimensions (mm) Dimensioni (mm)
AL2124  IP20	10 W	220..240 VAC	410 mA	132x22x19 (h)
AL2012  IP20	25 W	220..240 VAC	1040 mA	146x55x19 (h)
AL2031  IP20	70 W	220..240 VAC	2900 mA	225x60x36 (h)
AL2040  IP20	150 W	220..240 VAC	6250 mA	240x60x49 (h)
AL9222  IP67	36 W	220..240 VAC	1500 mA	120x38x24,5 (h)
AL9231  IP67	70 W	220..240 VAC	2900 mA	268x66x51 (h)
AL9240  IP67	150 W	220..240 VAC	6250 mA	268x66x51 (h)

Constant Voltage dimming systems

Sistemi per la dimmerazione in tensione costante

Dimming module




Model	Dimming type Tipo di dimmerazione	Input voltage Tensione di alimentazione	I out max	Dimensions (mm) Dimensioni (mm)
AL7035  IP20	DALI 2 PUSH 0/1..10V master/slave	12..48 VDC	1200 mA	164x38x24,5 (h)

Note - Nota
Dimming module AL7035 to be used in combination with a 24VDC power supply.
Modulo di dimmerazione AL7035 da utilizzare in combinazione con un alimentatore 24VDC.

Dimmable Constant Voltage power supplies

Alimentatori in tensione costante dimmerabili


24 VDC

Model	Dimming type Tipo di dimmerazione	Power Potenza	Input voltage Alimentazione	I out max	Dimensions (mm) Dimensioni (mm)
AL5012  IP20	DALI 2 PUSH 0/1..10V	24 W	220..240 VAC	1000 mA	150x38x24,5 (h)
AL5241  IP20	DALI 2 PUSH	100 W	220..240 VAC	4200 mA	190x65x22 (h)
AL8012  IP67	DALI 2	24 W	220..240 VAC	1000 mA	185x35x33 (h)


Voltage/Current converters

Convertitori tensione/corrente costante

350 mA

AL7021	Power Potenza	V in	I out	Dimensions (mm) Dimensioni (mm)
 IP20	16 W	12..48 VDC	350 mA	57x19x16 (h)


500 mA

AL7022	Power Potenza	V in	I out	Dimensions (mm) Dimensioni (mm)
 IP20	22,5 W	12..48 VDC	500 mA	57x19x16 (h)

Dim to Warm power supplies


Alimentatori Dim to Warm

400 mA

AL4451	Dimming type Tipo di dimmerazione	Power Potenza	Input voltage Alimentazione	V out	Dimensions Dimensioni
 IP20	DALI 2	21,6 W	220..240 VAC	10..54 V	146,5x43,5x22 (h)

RGB 3x350mA driver/controller

Sistemi di alimentazione e controllo RGB in corrente costante 3x350 mA

C03010	Dimming type Tipo di dimmerazione	Power Potenza	Dimensions (mm) Dimensioni (mm)	Synchronizable Sincronizzabili
 IP20	PUSH min 2 - max 9 LED RGB	35 W	147x75x39 (h)	max 10 drivers

Optionals for Radio Control System

Accessori per il radio controllo

C01062 Radio receiver RGB Ricevitore radio RGB	AL2031 Driver 24VDC	C01063 Radio remote control RGB Radiocomando RGB
---	-------------------------------	---

Note - Nota


All codes are required for correct installation of the radio control system.

Per la corretta installazione del sistema di radiocomando è necessario ordinare tutti i codici.

Connection systems

Sistemi di connessione

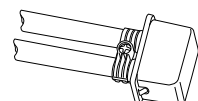
CN5665



IP68 250 V 6 A

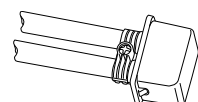
Ways Uscite	Connection Connessione	Dimensions Dimensioni	External diameter of the cable (min-max) Diametro esterno cavo (min-max)
2	2x0,75mm ²	44x27x17,5mm	4,8-6mm

CN5630

IP68 250 V 6 A 

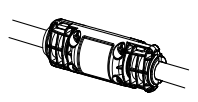
Ways Uscite	Connection Connessione	Dimensions Dimensioni	External diameter of the cable (min-max) Diametro esterno cavo (min-max)
2	2x1,5mm ²	37x36,5x22mm	6-8mm

CN5633

IP68 250 V 10 A 

Ways Uscite	Connection Connessione	Dimensions Dimensioni	External diameter of the cable (min-max) Diametro esterno cavo (min-max)
2	3x1,5mm ²	38x42,5x29,5mm	8-10mm

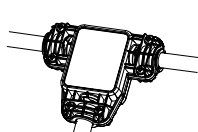
CN5695-1



IP68 250 V 10 A

Ways Uscite	Connection Connessione	Dimensions Dimensioni	External diameter of the cable (min-max) Diametro esterno cavo (min-max)
2	3x1,5mm ²	L:70mm Ø:23mm	5,5-10mm

CN5695-3



IP68 250 V 16 A

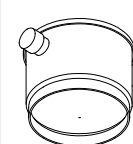
Ways Uscite	Connection Connessione	Dimensions Dimensioni	External diameter of the cable (min-max) Diametro esterno cavo (min-max)
3	3x2,5mm ²	83x68,5x19,5mm	6,5-12mm
	Derivation connection Connessione derivazione		External diameter of the cable-Derivation (min-max) Diametro esterno cavo-Derivazione (min-max)
	3x1,5mm ²		5,5-10mm

Recessing boxes for on-site mixed concrete constructions

Scatole da incasso per costruzioni in cemento armato gettato in opera

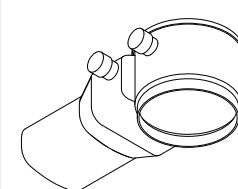
To know the combination of items needed for the installation of each product, please contact the technical department.
Per conoscere la combinazione di articoli necessaria all'installazione di ciascun prodotto si prega di contattare l'ufficio tecnico.

CSK01



Housing diameter Diametro della cassaforma	Max. installation depth luminaire Max. profondità di incasso dell'apparecchio	Depth including front part CSK06 Profondità inclusa la parte frontale CSK06
Ø130mm	110mm	Ø120mm
LED wattage max. Wattaggio LED max.	Combination entries for M20/M25 conduits Ingressi combinati per tubi M20/M25	
20W	2	

CSK02



Housing diameter Diametro della cassaforma	Max. installation depth luminaire Max. profondità di incasso dell'apparecchio	Depth including front part CSK06 Profondità inclusa la parte frontale CSK06
Ø130mm	110mm	Ø120mm
LED wattage max. Wattaggio LED max.	Combination entries for M20/M25 conduits Ingressi combinati per tubi M20/M25	Tunnel dimensions Dimensioni del tunnel
20W	4	190x140x85mm

CSK03 Extension ring - Anello di espansione



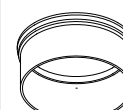
Height Altezza	Note - Nota To increase installation depth. Per aumentare la profondità di incasso.
10mm	

CSK04 Extension ring - Anello di espansione



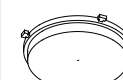
Height Altezza	Note - Nota To increase installation depth. Per aumentare la profondità di incasso.
25mm	

CSK05 Extension ring - Anello di espansione



Height Altezza	Note - Nota To increase installation depth. Per aumentare la profondità di incasso.
50mm	

CSK06 Universal plastic front part - Parte frontale universale in plastica



Ceiling exit Uscita a soffitto	Note - Nota This front part is not suitable for exposed concrete ceilings. Questa parte frontale non è adatta per soffitti in cemento facciavista.
0-100mm	

Finishes

Finiture



White Bianco



Aluminium Alluminio



Black Nero



Bronze Bronzo



Titanium Titanio



Chrome Cromo



Gold Oro



INOX AISI 316L Steel
Acciaio INOX AISI 316L



COR-TEN



Grey Grigio

IP X X

- 0** Unprotected
- 1** Protected from objects bigger than 50mm Ø
- 2** Protected from objects bigger than 12,5mm Ø
- 3** Protected from objects bigger than 2,5mm Ø
- 4** Protected from objects bigger than 1mm Ø
- 5** Protected against dust ingress, not harmful deposits
- 6** Completely protected against dust

IP X X

- 0** Unprotected
- 1** Protected against vertically falling water drops
- 2** Protected against vertically falling water drops when enclosure is tilted up to 15°
- 3** Protected against water sprayed at an angle up to 60° on either side of the vertical
- 4** Protected against water splashed against the component from any direction
- 5** Protected against water projected in jets from any direction
- 6** Protected against water projected in powerful jets from any direction
- 7** Protected against temporary immersion in water
- 8** Protected against continuous immersion in water

	IK00	IK01	IK02	IK03	IK04	IK05	IK06	IK07	IK08	IK09	IK10
Energy (J)	--	0,15	0,20	0,35	0,50	0,70	1,00	2,00	5,00	10,00	20,00
Mass and height of the piece	--	0,2 Kg 70mm	0,2 Kg 100mm	0,2 Kg 175mm	0,2 Kg 250mm	0,2 Kg 350mm	0,5 Kg 200mm	0,5 Kg 400mm	1,7 Kg 295mm	5 Kg 200mm	5 Kg 400mm

Wires section / Distances from drivers

24VDC - max 70W

Distance	5 mt	10 mt	20 mt	30 mt
Section	0,75 mm ²	1 mm ²	1,5 mm ²	2,5 mm ²

24VDC - max 150W

Distance	5 mt	10 mt	20 mt	30 mt
Section	1,50 mm ²	2,5 mm ²	4 mm ²	4 mm ²

140..1050 mA

Distance	5 mt	10 mt	20 mt	50 mt
Section	0,25 mm ²	0,25 mm ²	0,5 mm ²	1 mm ²

140..1050 mA dimmable

Distance	5 mt	10 mt	15 mt
Section	0,25 mm ²	0,25 mm ²	0,5 mm ²

FLEXA LIGHTING

PART OF
DEXELANCE

Via Lisbona 21
50065 Pontassieve
Firenze, Italy

ph +39.055.83.23.021
fax +39.055.83.24.866

- ▶ info@flexalighting.it
- ▶ www.flexalighting.net

