


SOREL Steplight

design Roberto Mantovani



The Sorel range proposes IP65-rated, asymmetrical emission fixtures of extremely reduced dimensions in eight different finishes for discrete and architecturally integrated spotlight applications.

La gamma Sorel propone apparecchi ad emissione asimmetrica IP65 di dimensioni estremamente ridotte declinati in otto finiture, per applicazioni segnapasso nelle quali la presenza dell'apparecchio di illuminazione risulti discreta ed integrata all'architettura.

La gamme Sorel propose des appareils à émission asymétrique IP65 de dimensions extrêmement réduites conjuguées dans huit finitions, pour des applications éclairage de marche dans lesquelles la présence de l'appareil d'éclairage se révèle discrète et intégrée dans l'architecture.



IP65 made in Italy

Die Produktreihe Sorel bietet sehr kleine IP65 Geräte mit asymmetrischer Strahlung in acht Ausführungen, für Markierungsleuchten bei denen der Beleuchtungskörper diskret und in die Architektur integriert ist.

La gama Sorel propone aparatos de emisión asimétrica IP65, de tamaño muy reducido, y con ocho acabados disponibles, para aplicación de balizas discretas e integradas en la arquitectura.

Supply current

350-500mA (V_i 2,9V)

Power

1-2W

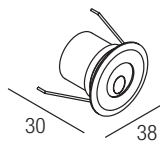
Series wiring

CRI

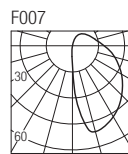
85

2-Step MacAdam

Dimensions



Photometric diagrams



CCT/CRI/Flux

	350mA	500mA
2700K	89lm	128lm
3000K	93lm	133lm
4200K	103lm	154lm
6000K	114lm	165lm

Code construction

NP1 X 0 X

0	1	2	3	6	7	8
2700K	3000K	4200K	6000K	Blue	Green	Red

1	2	3	4	5	6	7	9
White	Aluminium	Chrome	Gold	Black	Bronze	Titanium	INOX AISI 316L

Accessories

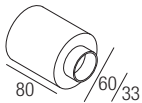
CS1001

Recessing box



CS1006

Recessing box



AL7022

24VDC/500mA constant current converter

Drivers 350mA

on/off

AL1034 (1..11) IP20 ⌀ 30 mm

AL1035 (1..11) IP20 ⌀ 40 mm

AL1037 (1..16) IP20 S.P. ⌀ 55 mm

AL9011 (1..12) IP67 ⌀ 44 mm

dimmmable

AL4000 (1..12) IP20 PUSH 0/1..10V ⌀ 72 mm

ALD435 (1..11) IP20 DALI 2 PUSH ⌀ 36 mm

AL4051 (2..14) IP20 DALI 2 ⌀ 72 mm

AL4053 (1..14) IP20 PUSH IGBT-TRIAC ⌀ 56 mm

AL6035 (2..8) IP67 DALI 2 ⌀ 44 mm

AL8035 (4..16) IP67 DALI 2 ⌀ 48 mm

Drivers 500mA

on/off

AL1074 (1..7) IP20 ⌀ 30 mm

AL1077 (1..6) IP20 ⌀ 40 mm

AL1084 (1..11) IP20 S.P. ⌀ 55 mm

AL9051 (1..11) IP67 ⌀ 44 mm

dimmmable

AL4010 (1..12) IP20 PUSH 0/1..10V ⌀ 72 mm

ALD450 (1..7) IP20 DALI 2 PUSH ⌀ 36 mm

AL4151 (2..14) IP20 DALI 2 ⌀ 72 mm

AL4153 (1..14) IP20 PUSH IGBT-TRIAC ⌀ 56 mm

AL6050 (2..6) IP67 DALI 2 ⌀ 44 mm

AL8050 (4..16) IP67 DALI 2 ⌀ 48 mm