


SLOT 6

Adjustable IP rated downlight

design Roberto Mantovani



IP67-rated, recessed fixtures of the highest build quality, extremely compact dimensions and high output. Fully anodized aluminium body, versions with front in AISI 316L stainless steel and in powder-coated anodized aluminium. Extra-clear tempered glass, ATEX cable gland, neoprene cable. Can be installed with anti-glare filter for maximum viewing comfort.

Incassi IP67 di altissima qualità costruttiva, con dimensioni estremamente contenute ed elevati flussi luminosi. Corpo in alluminio anodizzato a spessore, versioni con frontale in acciaio INOX AISI316L, in alluminio anodizzato e verniciato a polveri. Vetro extrachiaro temprato, pressacavo ATEX, cavo in neoprene. Equipaggiabili con filtro antiabbagliamento per il massimo comfort visivo.

Encastrables IP67 de très haute qualité constructive, avec des dimensions extrêmement contenues et flux lumineux élevés. Corps en aluminium anodisé à épaisseur, versions avec frontal en acier INOX AISI316L, en aluminium anodisé et peint en poudre. Verre extra-clair trempé, presse-étoupe ATEX, câble en néoprène. Peuvent être équipés avec filtre anti-éblouissement pour le meilleur confort visuel.



IP67 made in Italy

Einbau mit Schutzklasse IP67 mit hoher konstruktiver Qualität von extrem kleiner Größe und hohen Lichtströmen. Gehäuse aus eloxiertem Aluminium mit Stärke, Versionen mit Vorderteil aus Edelstahl AISI 316L, aus eloxiertem und pulverbeschichtetem Aluminium. Extra gehärtetes Glas, ATEX Kabeldurchführung, Neopren-Kabel. Kann mit Blendschutzfilter ausgestattet werden für maximalen visuellen Komfort.

Empotrados IP67 de altísima calidad constructiva, con tamaño sumamente reducido y elevados flujos luminosos. Cuerpo de aluminio anodizado a ras, versiones con frontal de acero inoxidable AISI316L, de aluminio anodizado y barnizado en polvo. Vidrio ultraclearo templado, prensacables ATEX, cable de neopreno. Se pueden equipar con filtro antideslumbramiento para obtener el máximo confort visual.

Supply current

350-500 mA (V, 8, 7V)

Power

3-6 W

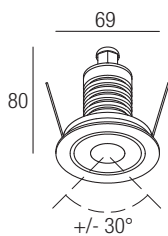
Series wiring

CRI

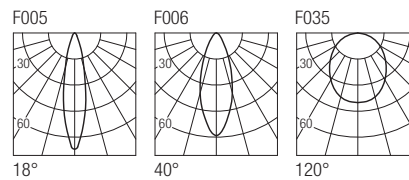
85

2-Step MacAdam

Dimensions



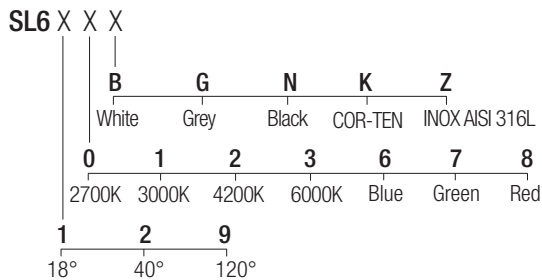
Photometric diagrams



CCT/CRI/Flux

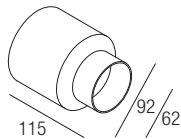
CCT	350mA	500mA
2700K	267lm	384lm
3000K	279lm	400lm
4200K	309lm	462lm
6000K	342lm	495lm

Code construction



Accessories

CSXJ01
Recessing box



LSL601

Low luminance louver



Note: The filter must be ordered together with the lighting fixture.

Drivers 350mA

on/off
AL1034 (1..3) IP20 30 mm
AL1035 (1..3) IP20 40 mm
AL1037 (1..5) IP20 S.P. 55 mm
AL9011 (1..4) IP67 44 mm
 dimmable
AL4000 (1..4) IP20 PUSH 0/1..10V 72 mm
ALD435 (1..3) IP20 DALI 2 PUSH 36 mm
AL4051 (1..4) IP20 DALI 2 72 mm
AL4053 (1..4) IP20 PUSH IGBT-TRIAC 56 mm
AL6035 (1..3) IP67 DALI 2 44 mm
AL8035 (2..4) IP67 DALI 2 48 mm

Drivers 500mA

on/off
AL1074 (1..2) IP20 30 mm
AL1077 (1..2) IP20 40 mm
AL1084 (1..3) IP20 S.P. 55 mm
AL9051 (1..3) IP67 44 mm
 dimmable
AL4010 (1..4) IP20 PUSH 0/1..10V 72 mm
ALD450 (1..2) IP20 DALI 2 PUSH 36 mm
AL4151 (1..4) IP20 DALI 2 72 mm
AL4153 (1..4) IP20 PUSH IGBT-TRIAC 56 mm
AL6050 (1..2) IP67 DALI 2 44 mm
AL8050 (2..4) IP67 DALI 2 48 mm