


## NONE R2

Trimless downlights

design Roberto Mantovani



The None range of trimless, recessed fixtures offers extremely bright 5° light beams. The extremely thin edge and recessed optics make it an innovative and effective element, able to offer effective lighting solutions.

La gamma di incassi trimless None offre fasci luminosi di 5° di estrema pulizia. Il bordo estremamente ridotto e l'ottica arretrata ne fanno un elemento innovativo ed efficace, capace di offrire soluzioni luminose efficaci.

La gamme d'encastrables trimless None propose des faisceaux lumineux de 5° d'une propreté extrême. Le bord extrêmement réduit et l'optique en retrait en font un élément innovant et efficace, capable d'offrir des solutions lumineuses efficaces.

Die Trimless Einbauleuchten None bieten extrem saubere 5°-Lichtverhältnisse. Die extrem reduzierte Kante und die Rückwärtsoptik machen es zu einem innovativen und effektiven Element, das in der Lage ist, effektive Beleuchtungslösungen anzubieten.

La gama de luminarias empotrables trimless None ofrece haces luminosos de 5° extremadamente sutiles. El borde extremadamente reducido y la óptica hacia atrás lo convierten en un elemento innovador y eficaz, capaz de ofrecer soluciones de iluminación eficaces.

CE IP44 made in Italy

**Supply current**  
350-500mA (V<sub>i</sub> 2,9V)

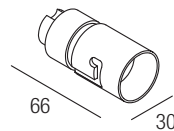
**Power**  
1-2W

**Series wiring**

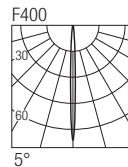
**CRI**  
85

**2-Step MacAdam**

**Dimensions**



**Photometric diagrams**



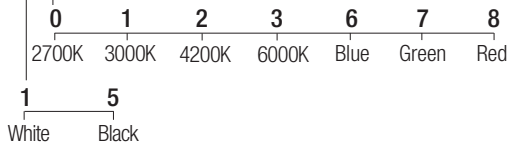
**CCT/CRI/Flux**

	350mA	500mA
2700K	89lm	128lm
3000K	93lm	133lm
4200K	103lm	154lm
6000K	114lm	165lm

**Code construction**

NRS X X 5

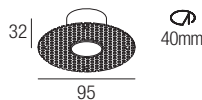
Beam angle 5°



**Accessories**

ZQC001 ZQC001B  
White Black

Plasterboard recessing frame



**AL7022**

24VDC/500mA constant current converter

**Drivers 350mA**

on/off

**AL1034** (1..11) IP20 ⌀ 30 mm

**AL1035** (1..11) IP20 ⌀ 40 mm

**AL1037** (1..16) IP20 S.P. ⌀ 55 mm

dimmmable

**AL4000** (1..12) IP20 PUSH 0/1..10V ⌀ 72 mm

**ALD435** (1..11) IP20 DALI 2 PUSH ⌀ 36 mm

**AL4051** (2..14) IP20 DALI 2 ⌀ 72 mm

**AL4053** (1..14) IP20 PUSH IGBT-TRIAC ⌀ 56 mm

**Drivers 500mA**

on/off

**AL1074** (1..7) IP20 ⌀ 30 mm

**AL1077** (1..6) IP20 ⌀ 40 mm

**AL1084** (1..11) IP20 S.P. ⌀ 55 mm

dimmmable

**AL4010** (1..12) IP20 PUSH 0/1..10V ⌀ 72 mm

**ALD450** (1..7) IP20 DALI 2 PUSH ⌀ 36 mm

**AL4151** (2..14) IP20 DALI 2 ⌀ 72 mm

**AL4153** (1..14) IP20 PUSH IGBT-TRIAC ⌀ 56 mm