

NEXUS 10

Adjustable uplight

design Rod&Todd



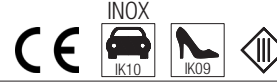
The Nexus range offers IP67 adjustable ground recessed luminaires of the highest quality construction, characterised by high luminous fluxes and precise, clean optics, able to offer narrow beam angles. The use of advanced waterproofing technologies guarantees total product reliability. The versions with anodised aluminium front with double powder coating are walk-over, the versions with AISI 316L stainless steel front are drive-over.

La gamma Nexus offre incassi a terra IP67 orientabili di altissima qualità costruttiva, caratterizzati da elevati flussi luminosi ed ottiche precise e pulite, in grado di offrire aperture di fascio strette. L'uso di tecnologie di impermeabilizzazione evolute garantisce una assoluta affidabilità del prodotto. Le versioni con frontale in alluminio anodizzato con doppia verniciatura a polveri sono calpestabili, le versioni con frontale in INOX AISI 316L sono carrabili.

La gamme Nexus propose des luminaires encastrés au sol orientables IP67 de la plus haute qualité de construction, caractérisés par des flux lumineux élevés et des optiques précises et propres, capables d'offrir des angles de rayonnement étroits. L'utilisation de technologies d'imperméabilisation avancées garantit une fiabilité absolue du produit. Les versions avec façade en aluminium anodisé avec double revêtement en poudre sont piétables, les versions avec façade en acier inoxydable AISI 316L sont carrossables.

Die Nexus-Reihe bietet verstellbare Bodeneinbauleuchten der Schutzart IP67 von höchster Qualität, die sich durch hohe Lichtströme und präzise, saubere Optiken auszeichnen, die enge Abstrahlwinkel bieten können. Der Einsatz fortschrittlicher Wasserabdichtungs-Technologien garantiert absolute Produktzuverlässigkeit. Die Versionen mit Front aus eloxiertem Aluminium mit doppelter Pulverbeschichtung sind begehbar, die Versionen mit Front aus Edelstahl AISI 316L sind befahrbar.

IP67 made in Italy



Supply current

500mA (V_i 18V)

Power

10W

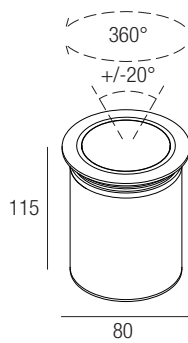
Series wiring

CRI

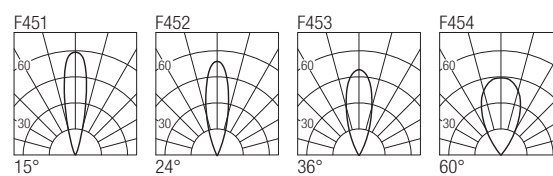
85-93

2-Step MacAdam

Dimensions



Photometric diagrams

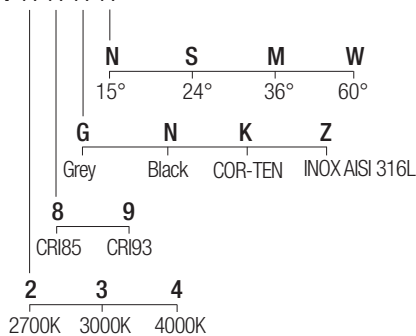


CCT/CRI/Flux

	CRI85	CRI93
2700K	890lm	840lm
3000K	1000lm	930lm
4000K	1040lm	960lm

Code construction

NEX1 X X X X

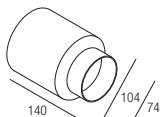


Note: Made-to-measure cable available on request.

Accessories

CSXJ02

Recessing box



LNEX101

Low luminance louver



Note: The filter must be ordered together with the lighting fixture.

Drivers 500mA

on/off

AL1074 (1) IP20 ⌀ 30 mm

AL1077 (1) IP20 ⌀ 40 mm

AL1084 (1..2) IP20 S.P. ⌀ 55 mm

AL9051 (1..2) IP67 ⌀ 44 mm

dimmmable

AL4010 (1..2) IP20 PUSH 0/1..10V ⌀ 72 mm

ALD450 (1) IP20 DALI 2 PUSH ⌀ 36 mm

AL4151 (1..2) IP20 DALI 2 ⌀ 72 mm

AL4153 (1..2) IP20 PUSH IGBT-TRIAC ⌀ 56 mm

AL6050 (1) IP67 DALI 2 ⌀ 44 mm

AL8050 (1..2) IP67 DALI 2 ⌀ 48 mm