


## MINILED A QX120

Adjustable downlights

design Lapo Grassellini



The Minileda range of extractable, recessed fixtures offers high performance in extremely compact dimensions. The movement of the head allows wide orientation of the light output, in a fixture with minimal and sophisticated design.

La gamma di incassi estraibili Minileda offre alte prestazioni in dimensioni estremamente compatte. Il movimento della testa permette un'ampia direzionalità del flusso luminoso, in un apparecchio dal design minimale e sofisticato.

La gamme d'encastrables amovibles Minileda offre des prestations élevées dans des dimensions extrêmement compactes. Le mouvement de la tête permet une grande directionnalité du flux lumineux, dans un appareil au design minimaliste et sophistiqué.

CE 105x58mm



IP20 made in Italy

Die ausziehbaren Einbauleuchten der Serie Minileda bieten hohe Leistung bei extrem kompakten Abmessungen. Die Bewegung des Kopfes ermöglicht eine breite Ausrichtung des Lichtstroms, in einer Leuchte mit einem minimalistischen und anspruchsvollen Design.

La gama de luminarias empotrables extraíbles Minileda ofrece altos rendimientos en dimensiones extremadamente compactas. El movimiento del cabezal permite una amplia direccionalidad del flujo luminoso, en un aparato de diseño minimalista y sofisticado.

### Supply current

350mA (V, 2x8,7V)

### Power

2x3W

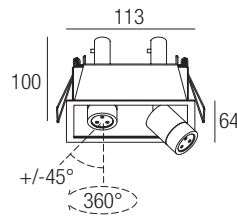
### Series wiring

### CRI

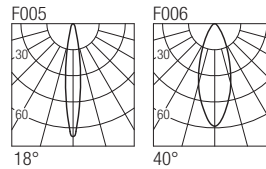
85

### 2-Step MacAdam

### Dimensions



### Photometric diagrams

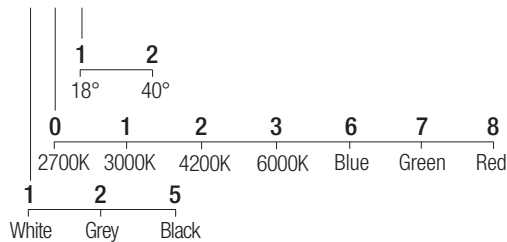


### CCT/CRI/Flux (2x)

2700K	267lm
3000K	279lm
4200K	309lm
6000K	342lm

### Code construction

MLDQX12 X X X



**Note:** The finishing refers to the outer ring of the luminaire only, the inner part of the optical compartment is always black.

### Drivers

#### AL7021

24VDC/350mA constant current converter

### Drivers 350mA

on/off

**AL1034** (1) IP20 ⌀ 30 mm

**AL1035** (1) IP20 ⌀ 40 mm

**AL1037** (1..2) IP20 S.P. ⌀ 55 mm

dimnable

**AL4000** (1..2) IP20 PUSH 0/1..10V ⌀ 72 mm

**ALD435** (1) IP20 DALI 2 PUSH ⌀ 36 mm

**AL4051** (1..2) IP20 DALI 2 ⌀ 72 mm

**AL4053** (1..2) IP20 IGBT-TRIAC ⌀ 56 mm