

## MINE 6

Adjustable downlights

design Lapo Grassellini



The Mine range of orientable, recessed fixtures matches utmost performance to incredible compactness. Recessed optics ensure high visual comfort. Revolutionary in dissipative, functional design, it offers the possibility to combine colour temperatures and beam angles in CRI98 with R9 93 versions.

La gamma di incassi orientabili Mine combina altissime prestazioni ad una dimensione incredibilmente contenuta. L'ottica arretrata garantisce un alto comfort visivo. Rivoluzionari per il design funzionale alla dissipazione, offrono la possibilità temperature colore ed aperture di fascio nelle versioni a CRI98 con R9 93.

La gamme d'encastrables orientables Mine associe prestations très élevées et dimension incroyablement contenue. L'optique en retrait garantit un confort visuel élevé. Révolutionnaires pour le design fonctionnel à la dissipation, ils offrent la possibilité de températures, couleur et ouvertures de faisceau dans les versions à CRI98 avec R9 93.



IP20 made in Italy

Die Produktreihe von ausrichtbaren Einbauleuchten Mine vereint höchste Leistung mit einer unglaublich kleinen Größe. Die Rückwärtsoptik garantiert hohen Sehkomfort. Revolutionär in ihrem funktionalen Design zur Dissipation, bieten sie die Möglichkeit, Temperaturen, Farben und Strahlöffnungen in den Versionen CRI98 mit R9 93 zu kombinieren.

La gama de empotrados orientables Mine combina un rendimiento muy alto con un tamaño increíblemente pequeño. La óptica hacia atrás garantiza un alto confort visual. Revolucionarios por el diseño funcional para la disipación, ofrecen la posibilidad de temperaturas de color y aperturas de haz en las versiones CRI98 con R9 93.

### Supply current

500mA ( $V_f$  9V)

### Power

6W

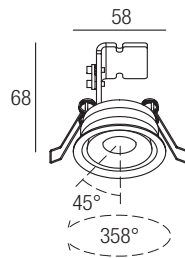
### Series wiring

### CRI

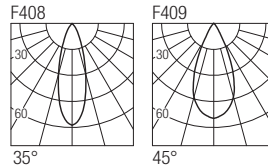
98

### 2-Step MacAdam

### Dimensions



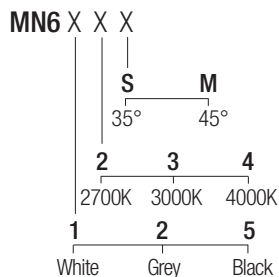
### Photometric diagrams



### CCT/CRI/Flux


2700K	540 lm
3000K	600 lm
4000K	620 lm

### Code construction



### Accessories

#### SMN601

Milky screen 


**Note:** The screen must be ordered together with the lighting fixture.


#### AL7022

24VDC/500mA constant current converter

### Drivers 500mA

on/off

**AL1074** (1..2) IP20  30 mm

**AL1077** (1..2) IP20  40 mm


**AL1084** (1..3) IP20 S.P.  55 mm

dimmmable

**AL4010** (1..4) IP20 PUSH 0/1..10V  72 mm

**ALD450** (1..2) IP20 DALI 2 PUSH  36 mm

**AL4151** (1..4) IP20 DALI 2  72 mm

**AL4153** (1..4) IP20 PUSH IGBT-TRIAC  56 mm