


## MILO X130

Trimless & adjustable downlights

design Lapo Grassellini



The Milo range of trimless, orientable, recessed fixtures offers high performance in extremely compact dimensions. Its highly innovative dissipative system and off-axis inclination offer a 45° orientation of the full beam out from the ceiling, in a fixture of minimal yet sophisticated design.

La gamma di incassi orientabili trimless Milo offre alte prestazioni in dimensioni estremamente compatte. Lo studio di un sistema di dissipazione estremamente innovativo, unita all'inclinazione fuori dall'asse dell'apparecchio, consente un'orientabilità di 45° che mantiene tutto il flusso luminoso fuori dal filo del soffitto, in un apparecchio dal design minimale e sofisticato.

La gamme d'encastables orientables trimless Milo offre des prestations élevées dans des dimensions extrêmement compactes. L'étude d'un système de dissipation extrêmement innovant, unie à l'inclinaison hors de l'axe de l'appareil, permet une orientabilité de 45° qui maintient tout le flux lumineux hors du niveau du plafond, dans un appareil au design minimaliste et sophistiqué.

Die Produktreihe von ausrichtbaren Einbauleuchten trimless Milo bietet beste Leistungen in extrem kompakten Größen. Die Forschung eines extrem innovativen Ableitungssystem, verbunden mit der Neigung außerhalb der Achse des Gerätes, ermöglicht eine Ausrichtung von 45°, die den gesamten Lichtstrom weg von dem Draht der Decke hält, in einem Gerät von minimalistischen und anspruchsvollen Design.

IP20 made in Italy

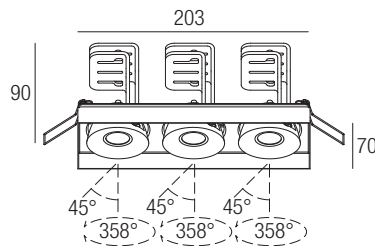
**Supply current**  
250mA (V<sub>f</sub> 3x36V)

**Power**  
3x10W

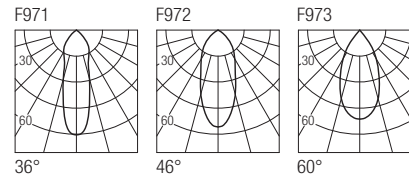
**CRI**  
85-93

**2-Step MacAdam**

### Dimensions



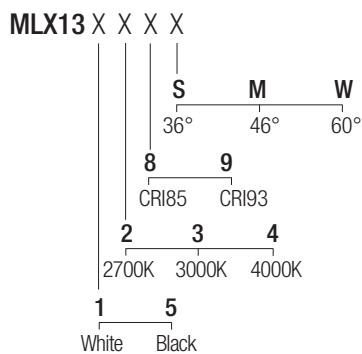
### Photometric diagrams



### CCT/CRI/Flux (3x)

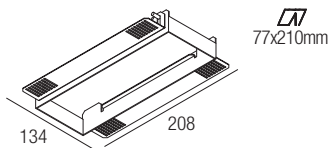
CCT	CRI85	CRI93
2700K	890lm	840lm
3000K	1000lm	930lm
4000K	1040lm	960lm

### Code construction



### Accessories

**MLX13Q MLX13QB**  
White Black  
Plasterboard recessing frame



**SMLX1301** (3 pcs)  
Milky screen

**Note:** The screen must be ordered together with the lighting fixture.

### Drivers 250mA

on/off  
**AL1025** (1) IP20 ⌀ 40 mm  
 dimmable  
**AL4030** (1) IP20 0/1...10V ⌀ 55 mm  
**ALD425** (1) IP20 DALI 2 PUSH ⌀ 36 mm  
**AL4031** (1) IP20 DALI 2 ⌀ 55 mm  
**AL4032** (1) IP20 IGBT-TRIAC ⌀ 55 mm

**Note:** Each fixture needs 3 drivers.