


LOTUS 2

Flush optic IP rated downlight

design Roberto Mantovani



IP67-rated, recessed fixtures of the highest build quality, extremely compact dimensions and high output. Fully anodized aluminium body, versions with front in AISI 316L stainless steel and in powder-coated anodized aluminium. Extra-clear tempered glass, ATEX cable gland, neoprene cable. Can be installed with anti-glare filter for maximum viewing comfort.

Incassi IP67 di altissima qualità costruttiva, con dimensioni estremamente contenute ed elevati flussi luminosi. Corpo in alluminio anodizzato a spessore, versioni con frontale in acciaio INOX AISI316L, in alluminio anodizzato e verniciato a polveri. Vetro extrachiario temprato, pressacavo ATEX, cavo in neoprene. Equipaggiabili con filtro antiabbagliamento per il massimo comfort visivo.

Encastrables IP67 de très haute qualité constructive, avec des dimensions extrêmement contenues et flux lumineux élevés. Corps en aluminium anodisé à épaisseur, versions avec frontal en acier INOX AISI316L, en aluminium anodisé et peint en poudre. Verre extra-clair trempé, presse-étoupe ATEX, câble en néoprène. Peuvent être équipés avec filtre anti-éblouissement pour le meilleur confort visuel.



IP67 made in Italy

Einbau mit Schutzklasse IP67 mit hoher konstruktiver Qualität von extrem kleiner Größe und hohen Lichtströmen. Gehäuse aus eloxiertem Aluminium mit Stärke, Versionen mit Vorderteil aus Edelstahl AISI 316L, aus eloxiertem und pulverbeschichtetem Aluminium. Extra gehärtetes Glas, ATEX Kabeldurchführung, Neopren-Kabel. Kann mit Blendschutzfilter ausgestattet werden für maximalen visuellen Komfort.

Empotrados IP67 de altísima calidad constructiva, con tamaño sumamente reducido y elevados flujos luminosos. Cuerpo de aluminio anodizado a ras, versiones con frontal de acero inoxidable AISI316L, de aluminio anodizado y barnizado en polvo. Vidrio ultraclaro templado, prensacables ATEX, cable de neopreno. Se pueden equipar con filtro antideslumbramiento para obtener el máximo confort visual.

Supply current
350-500mA (V, 2,9V)

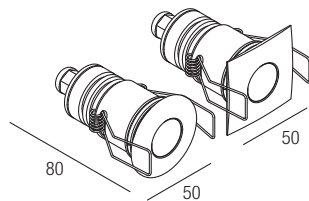
Power
1-2W

Series wiring

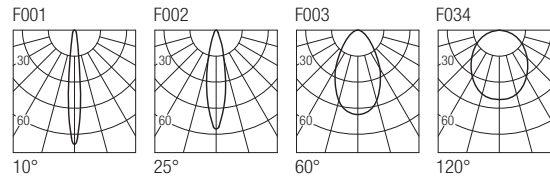
CRI
85

2-Step MacAdam

Dimensions



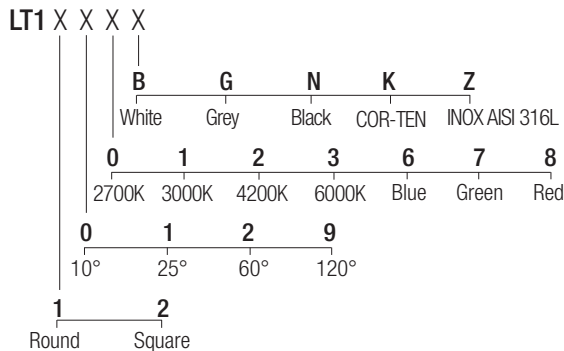
Photometric diagrams



CCT/CRI/Flux

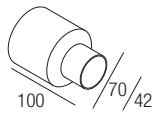
	350mA	500mA
2700K	89lm	128lm
3000K	93lm	133lm
4200K	103lm	154lm
6000K	114lm	165lm

Code construction



Accessories

CSXT01
Recessing box



LLT101

Low luminance louver



Note: The filter must be ordered together with the lighting fixture.

Drivers 350mA

on/off
AL1034 (1..11) IP20 ⌀ 30 mm
AL1035 (1..11) IP20 ⌀ 40 mm
AL1037 (1..16) IP20 S.P. ⌀ 55 mm
AL9011 (1..12) IP67 ⌀ 44 mm

dimmmable
AL4000 (1..12) IP20 PUSH 0/1..10V ⌀ 72 mm
ALD435 (1..11) IP20 DALI 2 PUSH ⌀ 36 mm
AL4051 (2..14) IP20 DALI 2 ⌀ 72 mm
AL4053 (1..14) IP20 PUSH IGBT-TRIAC ⌀ 56 mm
AL6035 (2..8) IP67 DALI 2 ⌀ 44 mm
AL8035 (4..16) IP67 DALI 2 ⌀ 48 mm

Drivers 500mA

on/off
AL1074 (1..7) IP20 ⌀ 30 mm
AL1077 (1..6) IP20 ⌀ 40 mm
AL1084 (1..11) IP20 S.P. ⌀ 55 mm
AL9051 (1..11) IP67 ⌀ 44 mm

dimmmable
AL4010 (1..12) IP20 PUSH 0/1..10V ⌀ 72 mm
ALD450 (1..7) IP20 DALI 2 PUSH ⌀ 36 mm
AL4151 (2..14) IP20 DALI 2 ⌀ 72 mm
AL4153 (1..14) IP20 PUSH IGBT-TRIAC ⌀ 56 mm
AL6050 (2..6) IP67 DALI 2 ⌀ 44 mm
AL8050 (4..16) IP67 DALI 2 ⌀ 48 mm