

LEDA QX130

Adjustable downlights

design Lapo Grassellini

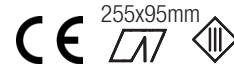
The range of Leda removable downlights offers high performance in extremely compact dimensions. Movement of the head allows complete orientation of the light output, in a fixture with minimal, sophisticated design.

La gamma di incassi estraibili Leda offre alte prestazioni in dimensioni estremamente compatte. Il movimento della testa permette la completa direzionalità del flusso luminoso, in un apparecchio dal design minimale e sofisticato.

La gamme d'encastrables amovibles Leda offre des prestations élevées dans des dimensions extrêmement compactes. Le mouvement de la tête permet la directionnalité du flux lumineux, dans un appareil au design minimaliste et sophistiqué.

Die herausziehbaren Einbauleuchten der Serie Leda bieten hohe Leistung mit einer unglaublich geringen Größe. Die Bewegung des Kopfes ermöglicht eine vollständige Ausrichtung des Lichtstroms in einem Gerät mit minimalistischem und anspruchsvollem Design.

IP20 made in Italy



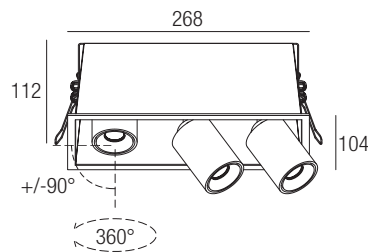
Supply current
250mA (V_f 3x36V)

Power
3x10W

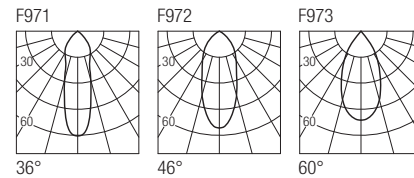
CRI
85-93

2-Step MacAdam

Dimensions



Photometric diagrams

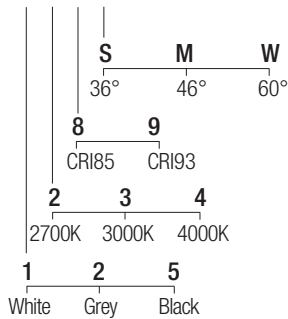


CCT/CRI/Flux (x3)

	CRI85	CRI93
2700K	890lm	840lm
3000K	1000lm	930lm
4000K	1040lm	960lm

Code construction

LDQX13 X X X X



Note: The finishing refers to the outer ring of the luminaire only, the inner part of the optical compartment is always black.

Accessories

SLDQX1301 (3 pcs)
Milky screen

Note: The screen must be ordered together with the lighting fixture.

Drivers 250mA

- on/off
- AL1025** (1) IP20 40 mm
- dimnable
- AL4030** (1) IP20 0/1...10V 55 mm
- ALD425** (1) IP20 DALI 2 PUSH 36 mm
- AL4031** (1) IP20 DALI 2 55 mm
- AL4032** (1) IP20 IGBT-TRIAC 55 mm

Note: Each fixture needs 3 drivers.