

LEAF 10 UGR

Recessed optic downlights

design Roberto Mantovani



A small and shallow recessed optic downlight characterized by a minimal design and high optical performance. Equipped with CRI85 or CRI93 LEDs, it lends itself to applications ranging from accent to general illumination and it can be fitted with an anti-glare filter for maximum visual comfort.

Incasto ad ottica arretrata caratterizzato da un design minimale e da alte prestazioni luminose. Offre la possibilità di combinare temperature colore ed aperture di fascio, con CRI85 o CRI93 ed è equipaggiabile con l'accessorio filtro antiabbagliamento, per assicurare il miglior comfort visivo dell'installazione.

Encastrable à plafond avec optique en retraite caractérisé par un design minimal et des performances optiques élevées. Équipé de LEDs avec CRI85 ou CRI93, il se prête à des applications allant de l'accentuation à l'éclairage général et il peut être équipé d'un filtre anti-éblouissement pour un confort visuel maximal.



IP44 made in Italy

Ein Einbaustrahler mit rückwärtiger Optik mit minimalistischem Design und hoher optischer Leistung. Ausgestattet mit CRI85- oder CRI93-LEDs eignet er sich für Anwendungen von Akzent bis Allgemeinbeleuchtung und kann für maximalen Sehkomfort mit einem Blendfilter ausgestattet werden.

Un downlight empotrable con óptica trasera de diseño minimalista y alto rendimiento óptico. Equipado con led CRI85 o CRI93, es adecuado para aplicaciones de iluminación general o de acento y puede equiparse con un filtro deslumbrante para el máximo confort visual.

Supply current
500mA (V_i 18V)

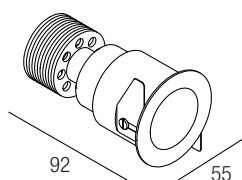
Power
10W

Series wiring

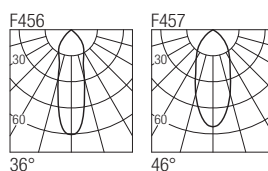
CRI
85-93

2-Step MacAdam

Dimensions



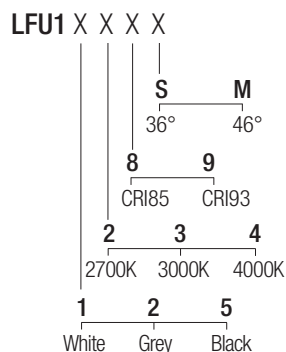
Photometric diagrams



CCT/CRI/Flux

| | CRI85 | CRI93 |
|-------|--------|-------|
| 2700K | 890lm | 840lm |
| 3000K | 1000lm | 930lm |
| 4000K | 1040lm | 960lm |

Code construction



Accessories

LLFU101
Low luminance louver

SLFU101
Milky screen

Note: The filter and the screen must be ordered together with the lighting fixture.

AL7022
24VDC/500mA constant current converter

Drivers 500mA

on/off
AL1074 (1) IP20 30 mm
AL1077 (1) IP20 40 mm
AL1084 (1..2) IP20 S.P. 55 mm
 dimmable
AL4010 (1..2) IP20 PUSH 0/1..10V 72 mm
ALD450 (1) IP20 DALI 2 PUSH 36 mm
AL4151 (1..2) IP20 DALI 2 72 mm
AL4153 (1..2) IP20 PUSH IGBT-TRIAC 56 mm