

## LANDA 2

Uplight

design Roberto Mantovani



IP67 ground recessed fixtures of the highest quality construction with reduced installation depth. Body in anodized aluminium, front mask in AISI316L stainless steel or anodised aluminium and powder-coated. Toughened extra-clear glass, neoprene cord.

Incasso a terra IP67 di altissima qualità costruttiva con ridotta profondità di incasso. Corpo in alluminio anodizzato a spessore, frontale in acciaio INOX AISI316L o in alluminio anodizzato e verniciato a polveri. Vetro extrachiario temprato, cavo in neoprene.

Encastrable au sol IP67 de très haute qualité constructive avec profondeur d'encastrement réduite. Corps en aluminium anodisé à épaisseur, frontal en acier INOX AISI316L ou en aluminium anodisé et peint en poudre. Verre extra-clair trempé, câble en néoprène.

INOX



IP67 made in Italy

Bodeneinbauleuchten IP67 von sehr hoher Bauqualität mit reduzierter Einbautiefe. Gehäuse aus dickem eloxiertem Aluminium, Front aus Edelstahl AISI316L oder pulverbeschichtetem eloxiertem Aluminium. Speziell klares Hartglas, Neoprenkabel.

Empotrado en el suelo IP67 de muy alta calidad de fabricación con profundidad de empotrado reducida. Cuerpo de aluminio anodizado con espesor, con frente de acero INOX AISI316L o de aluminio anodizado y barnizado con polvo. Vidrio templado extra claro, cable de neoprene.

### Supply current

500mA (V<sub>i</sub> 2,9V)

### Power

2W

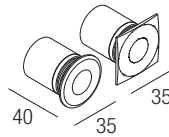
### Series wiring

### CRI

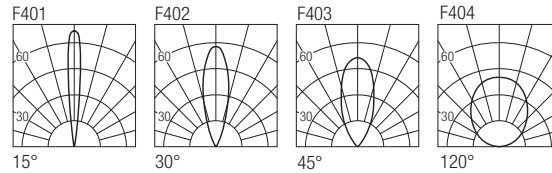
85

### 2-Step MacAdam

### Dimensions



### Photometric diagrams

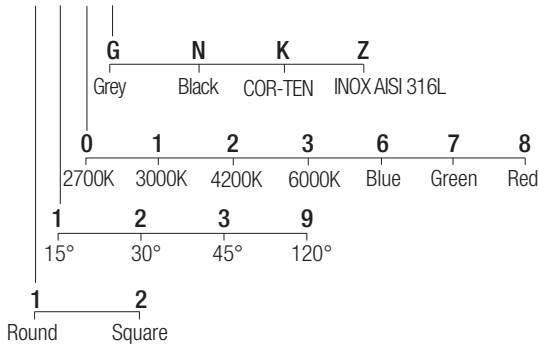


### CCT/CRI/Flux

2700K	175lm
3000K	181lm
4200K	197lm
6000K	211lm

### Code construction

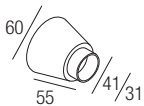
L2A X X X X



Note: Made-to-measure cable available on request.

### Accessories

CSLN01  
Recessing box



### LL2A01

Low luminance louver



Note: The filter must be ordered together with the lighting fixture.

### Drivers 500mA

on/off

AL1074 (1..7) IP20 ⌀30 mm

AL1077 (1..6) IP20 ⌀40 mm

AL1084 (1..11) IP20 S.P. ⌀55 mm

AL9051 (1..11) IP67 ⌀44 mm

dimmmable

AL4010 (1..12) IP20 PUSH 0/1..10V ⌀72 mm

ALD450 (1..7) IP20 DALI 2 PUSH ⌀36 mm

AL4151 (2..14) IP20 DALI 2 ⌀72 mm

AL4153 (1..14) IP20 PUSH IGBT-TRIAC ⌀56 mm

AL6050 (2..6) IP67 DALI 2 ⌀44 mm

AL8050 (4..16) IP67 DALI 2 ⌀48 mm