


LAD S6

Surface projectors

design Roberto Mantovani

CE IP20 made in Italy



A projector for wall or ceiling installation, it is characterised by a minimal design and high optical performance. It lends itself to applications ranging from accent lighting to general illumination. Thanks to the use of highly-advanced optics, it offers narrow and precise light beams.

Proiettore per installazione a parete o a soffitto connotato da un design minimale ed elevate prestazioni ottiche. Si presta ad applicazioni che vanno dalla luce d'accento all'illuminazione generale. Grazie all'utilizzo di ottiche estremamente evolute permette fasci luminosi stretti e precisi.

Projecteur pour installation murale ou sur plafond, caractérisé par un design minimaliste et de hautes performances optiques. Il est indiqué pour les applications allant de l'éclairage d'accentuation à l'éclairage général. L'utilisation d'optiques extrêmement évoluées permet d'obtenir des faisceaux étroits et précis.

Projektor für Wand- oder Deckenmontage, der sich durch ein minimalistisches Design und eine hohe optische Leistung auszeichnet. Eignet sich für Anwendungen, die von der Akzentbeleuchtung bis zur Allgemeinbeleuchtung reichen. Dank der Verwendung extrem fortschrittlicher Optiken ermöglicht es schmale und präzise Lichtstrahlen.

Proyector para instalación en pared o techo caracterizado por un diseño minimalista y un alto rendimiento óptico. Se presta a aplicaciones que van desde la iluminación de acento hasta la iluminación general. Gracias a la utilización de ópticas extremadamente avanzadas permite haces de luz estrechos y precisos.

Supply current

24VDC

Power

6W

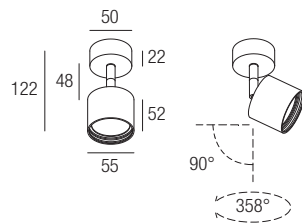
Parallel wiring

CRI

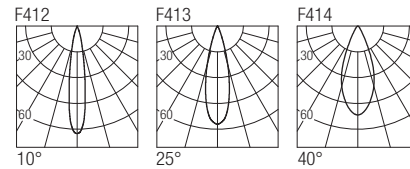
98

2-Step MacAdam

Dimensions



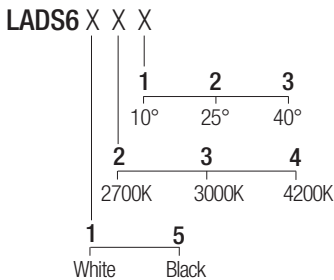
Photometric diagrams



CCT/CRI/Flux

2700K	540 lm
3000K	600 lm
4000K	620 lm

Code construction



Note: Versions with extended arm length are available upon request.

Accessories

LL02 LL02B

White Black
Low luminance louver



SL02 SL02B

White Black
Milky screen



Drivers 24VDC

on/off

AL2124 (1) IP20 ⌀ 28 mm

AL2012 (1..4) IP20 ⌀ 60 mm

AL2031 (1..11) IP20 ⌀ 70 mm

AL2040 (1..25) IP20 ⌀ 80 mm

dimmable

AL5012 (1..4) IP20 DALI 2 PUSH 0/1..10V ⌀ 45 mm

AL5241 (1..16) IP20 DALI 2 PUSH ⌀ 70 mm

dimming module

AL7035 IP20 DALI 2 PUSH 0/1..10V ⌀ 44 mm

Note: Dimming module AL7035 to be used in combination with a 24VDC power supply.