

LAD S10 WALL WASHER

Surface projectors

design Roberto Mantovani



A projector for wall or ceiling installation, it is characterised by a minimal design and high optical performance. The wall washer optics are extremely precise and clean, whilst the geometry of the body eliminates visibility of the light source, ensuring extremely high visual comfort.

Proiettore per installazione a parete o a soffitto connotato da un design minimale ed elevate prestazioni ottiche. L'ottica wall washer è estremamente precisa e pulita, la geometria del corpo annulla la visibilità della sorgente luminosa rendendo il comfort visivo estremamente elevato.

Projecteur pour installation murale ou sur plafond, caractérisé par un design minimaliste et de hautes performances optiques. L'optique wallwasher est extrêmement précise et nette, la géométrie du corps dissimule la source lumineuse, pour un confort visuel extrêmement élevé.

Projektor für Wand- oder Deckenmontage, der sich durch ein minimalistisches Design und eine hohe optische Leistung auszeichnet. Die Wallwasher-Optik ist extrem präzise und sauber, die Geometrie des Körpers hebt die Sichtbarkeit der Lichtquelle auf, wodurch der Sehkomfort extrem hoch ist.

CE  IP20 made in Italy

Proyector para instalación en pared o techo caracterizado por un diseño minimalista y un alto rendimiento óptico. La óptica wall washer es extremadamente precisa y limpia, la geometría del cuerpo anula la visibilidad de la fuente luminosa haciendo que el confort visual sea extremadamente alto.

Supply current

24VDC

Power

10W

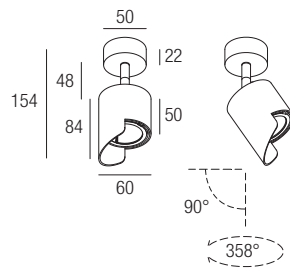
Parallel wiring

CRI

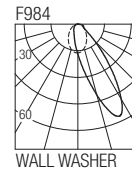
85-93

2-Step MacAdam

Dimensions



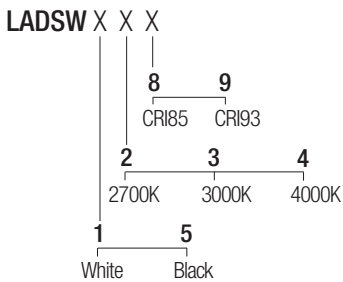
Photometric diagrams



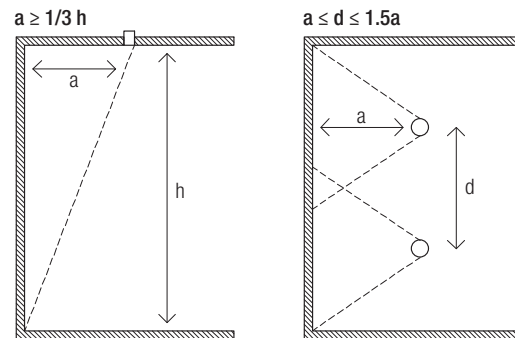
CCT/CRI/Flux

	CRI85	CRI93
2700K	890lm	840lm
3000K	1000lm	930lm
4000K	1040lm	960lm

Code construction



Installation guide




Note: Versions with extended arm length are available upon request.

Drivers 24VDC

on/off

AL2124 (1) IP20  28 mm

AL2012 (1..2) IP20  60 mm

AL2031 (1..7) IP20  70 mm

AL2040 (1..15) IP20  80 mm

dimmable

AL5012 (1..2) IP20 DALI 2 PUSH 0/1..10V  45 mm

AL5241 (1..10) IP20 DALI 2 PUSH  70 mm

dimming module

AL7035 IP20 DALI 2 PUSH 0/1..10V  44 mm

Note: Dimming module AL7035 to be used in combination with a 24VDC power supply.