


FLEXA LIGHTING

KOL

Flush optic downlight

design Roberto Mantovani



The Kol range combines extreme compactness with a brightness suitable for general lighting. With its IP65 rating, it can be used in wet areas. Available in eight finishes, four colour temperatures and two extremely clean and high-performing optic varieties.

La gamma Kol combina dimensioni estremamente ridotte a flussi luminosi tali da prestarsi ad illuminazioni generali. Grazie al grado IP65 può essere impiegato in zone umide. Disponibile in otto finiture, quattro temperature colore e due ottiche estremamente pulite e performanti.

La gamme Kol combine des dimensions extrêmement réduites à flux lumineux qui lui permettent de se prêter à des éclairages généraux. Grâce au degré IP65, elle peut être employée dans des zones humides. Disponible dans huit finitions, quatre températures couleur et deux optiques extrêmement propres et performantes.



IP65 made in Italy

Die Produktreihe Kol kombiniert extrem kleine Größen mit Lichtströmen, die für die Allgemeinbeleuchtung geeignet sind. Dank IP65 kann sie in Nassbereichen eingesetzt werden. Erhältlich in acht Ausführungen, vier Farbtemperaturen und zwei extrem sauberen und effizienten Optiken.

La gama Kol combina el tamaño sumamente reducido con flujos luminosos adecuados para el alumbrado general. Gracias al grado IP65 se puede emplear en zonas húmedas. Disponible en ocho acabados, cuatro temperaturas de color y dos ópticas sumamente netas y eficientes.

Supply current

350-500mA (V, 8,7V)

Power

3-6W

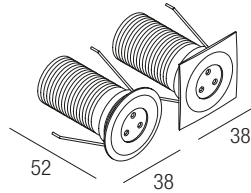
Series wiring

CRI

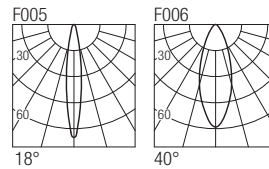
85

2-Step MacAdam

Dimensions



Photometric diagrams

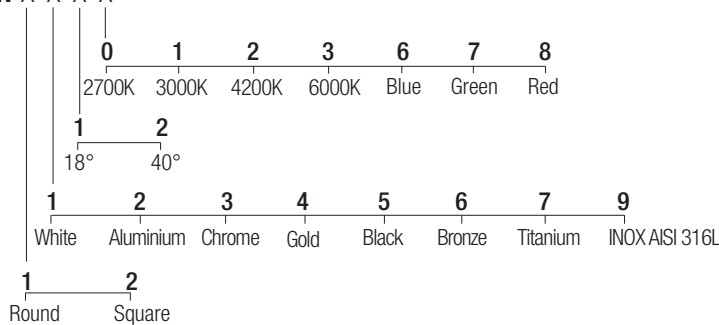


CCT/CRI/Flux

	350mA	500mA
2700K	267lm	384lm
3000K	279lm	400lm
4200K	309lm	462lm
6000K	342lm	495lm

Code construction

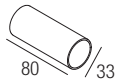
PW X X X X



Accessories

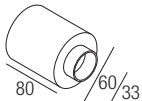
CS1002

Recessing box



CS1006

Recessing box



LPW01

Low luminance louver



SPW01

Milky screen



Note: The filter and the screen must be ordered together with the lighting fixture.

AL7022

24VDC/500mA constant current converter

Drivers 350mA

on/off

AL1034 (1..3) IP20 ⌀ 30 mm

AL1035 (1..3) IP20 ⌀ 40 mm

AL1037 (1..5) IP20 S.P. ⌀ 55 mm

AL9011 (1..4) IP67 ⌀ 44 mm

dimmmable

AL4000 (1..4) IP20 PUSH 0/1..10V ⌀ 72 mm

ALD435 (1..3) IP20 DALI 2 PUSH ⌀ 36 mm

AL4051 (1..4) IP20 DALI 2 ⌀ 72 mm

AL4053 (1..4) IP20 PUSH IGBT-TRIAC ⌀ 56 mm

AL6035 (1..3) IP67 DALI 2 ⌀ 44 mm

AL8035 (2..4) IP67 DALI 2 ⌀ 48 mm

Drivers 500mA

on/off

AL1074 (1..2) IP20 ⌀ 30 mm

AL1077 (1..2) IP20 ⌀ 40 mm

AL1084 (1..3) IP20 S.P. ⌀ 55 mm

AL9051 (1..3) IP67 ⌀ 44 mm

dimmmable

AL4010 (1..4) IP20 PUSH 0/1..10V ⌀ 72 mm

ALD450 (1..2) IP20 DALI 2 PUSH ⌀ 36 mm

AL4151 (1..4) IP20 DALI 2 ⌀ 72 mm

AL4153 (1..4) IP20 PUSH IGBT-TRIAC ⌀ 56 mm

AL6050 (1..2) IP67 DALI 2 ⌀ 44 mm

AL8050 (2..4) IP67 DALI 2 ⌀ 48 mm