

## KOINE 6

Ceiling mounted luminaires

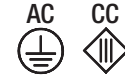
design Roberto Mantovani



The Koine range of surface mounted fixtures combines minimal geometry with high mechanical and optical quality. Incredibly easy to install, it is ideal for applications ranging from the accenting of display elements and architectural details to general lighting.

La gamma di apparecchi a plafone Koine combina una geometria minimale ad una qualità meccanica ed ottica di alto livello. Con una notevole semplicità di installazione, si presta ad applicazioni che vanno dall'illuminazione d'accento di elementi espositivi o di dettagli architettonici all'illuminazione generale.

La gamme d'appareils à plafond Koine associe une géométrie minimaliste et une qualité mécanique et optique de haut niveau. Avec une très grande simplicité d'installation, elle se prête à des applications vont de l'éclairage de mise en valeur d'éléments architectoniques à l'éclairage général.



AC IP40 CC IP44

made in Italy

Die Produktreihe von hängenden Geräten Koine kombiniert eine minimalistische Geometrie mit mechanischer Qualität und Optik von hohem Niveau. Mit einer bemerkenswert einfachen Installation ist sie geeignet für Anwendungen von Akzentbeleuchtung von Ausstellungselementen oder architektonischen Details bis zu Allgemeinbeleuchtung.

La gama de aparatos de plafón Koine combina una geometría minimalista con una calidad mecánica y óptica de alto nivel. Gracias a su gran sencillez de instalación, es ideal para aplicaciones que van desde la iluminación puntual para resaltar elementos de exposiciones o detalles arquitectónicos hasta la iluminación general.

### Supply current

350-500mA (V, 8,7V) (CC)  
230VAC (AC)

### Power

3-6W

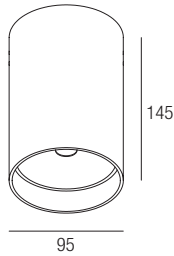
### Series wiring (CC)

### CRI

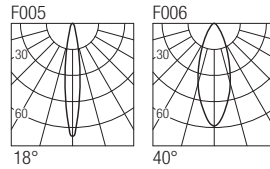
85

### 2-Step MacAdam

### Dimensions



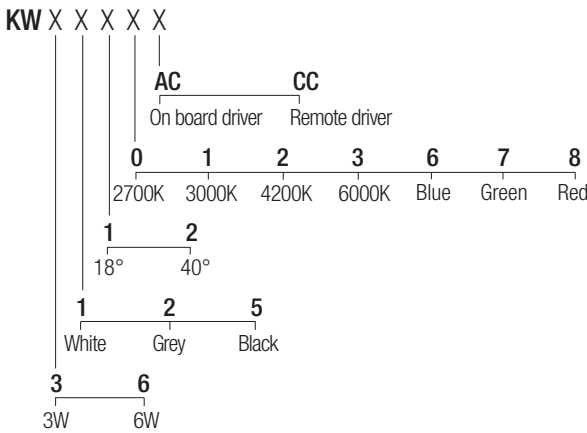
### Photometric diagrams



### CCT/CRI/Flux


	350mA	500mA
2700K	267lm	384lm
3000K	279lm	400lm
4200K	309lm	462lm
6000K	342lm	495lm

### Code construction



### Accessories


#### SKW01


Milky screen 

**Note:** The screen must be ordered together with the lighting fixture.

### Drivers 350mA (CC version only)

on/off

AL1034 (1..3) IP20  30 mm


AL1035 (1..3) IP20  40 mm

AL1037 (1..5) IP20 S.P.  55 mm

dimnable

AL4000 (1..4) IP20 PUSH 0/1..10V  72 mm

ALD435 (1..3) IP20 DALI 2 PUSH  36 mm


AL4051 (1..4) IP20 DALI 2  72 mm

AL4053 (1..4) IP20 PUSH IGBT-TRIAC  56 mm

### Drivers 500mA (CC version only)

on/off

AL1074 (1..2) IP20  30 mm

AL1077 (1..2) IP20  40 mm

AL1084 (1..3) IP20 S.P.  55 mm

dimnable

AL4010 (1..4) IP20 PUSH 0/1..10V  72 mm

ALD450 (1..2) IP20 DALI 2 PUSH  36 mm

AL4151 (1..4) IP20 DALI 2  72 mm

AL4153 (1..4) IP20 PUSH IGBT-TRIAC  56 mm