

## KOINE 2

Ceiling mounted luminaires

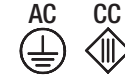
design Roberto Mantovani



The Koine range of surface mounted fixtures combines minimal geometry with high mechanical and optical quality. Incredibly easy to install, it is ideal for applications ranging from the accenting of display elements and architectural details to general lighting.

La gamma di apparecchi a plafone Koine combina una geometria minimale ad una qualità meccanica ed ottica di alto livello. Con una notevole semplicità di installazione, si presta ad applicazioni che vanno dall'illuminazione d'accento di elementi espositivi o di dettagli architettonici all'illuminazione generale.

La gamme d'appareils à plafond Koine associe une géométrie minimaliste et une qualité mécanique et optique de haut niveau. Avec une très grande simplicité d'installation, elle se prête à des applications vont de l'éclairage de mise en valeur d'éléments architectoniques à l'éclairage général.



made in Italy

Die Produktreihe von hängenden Geräten Koine kombiniert eine minimalistische Geometrie mit mechanischer Qualität und Optik von hohem Niveau. Mit einer bemerkenswert einfachen Installation ist sie geeignet für Anwendungen von Akzentbeleuchtung von Ausstellungselementen oder architektonischen Details bis zu Allgemeinbeleuchtung.

La gama de aparatos de plafón Koine combina una geometría minimalista con una calidad mecánica y óptica de alto nivel. Gracias a su gran sencillez de instalación, es ideal para aplicaciones que van desde la iluminación puntual para resaltar elementos de exposiciones o detalles arquitectónicos hasta la iluminación general.

### Supply current

350-500mA (V<sub>r</sub> 2.9V) (CC)  
230VAC (AC)

### Power

1-2W

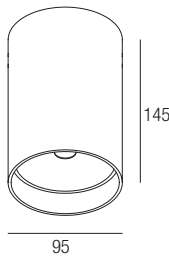
### Series wiring (CC)

### CRI

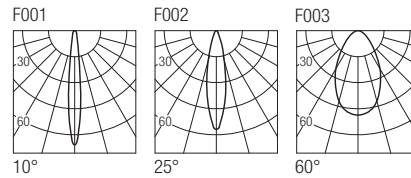
85

### 2-Step MacAdam

### Dimensions



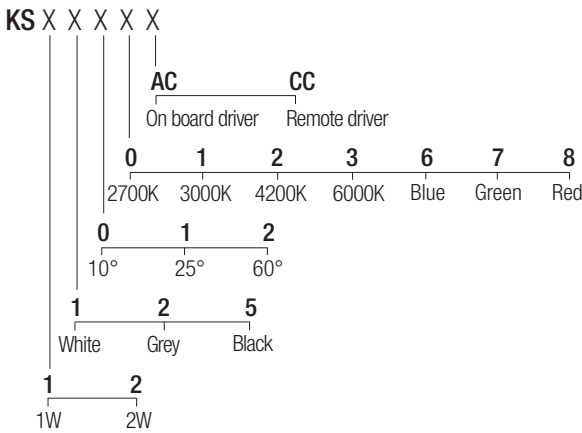
### Photometric diagrams



### CCT/CRI/Flux

	350mA	500mA
2700K	89lm	128lm
3000K	93lm	133lm
4200K	103lm	154lm
6000K	114lm	165lm

### Code construction



### Drivers 350mA (CC version only)

on/off

AL1034 (1..11) IP20 ⌀ 30 mm

AL1035 (1..11) IP20 ⌀ 40 mm

AL1037 (1..16) IP20 S.P. ⌀ 55 mm

dimnable

AL4000 (1..12) IP20 PUSH 0/1..10V ⌀ 72 mm

ALD435 (1..11) IP20 DALI 2 PUSH ⌀ 36 mm

AL4051 (2..14) IP20 DALI 2 ⌀ 72 mm

AL4053 (1..14) IP20 PUSH IGBT-TRIAC ⌀ 56 mm

### Drivers 500mA (CC version only)

on/off

AL1074 (1..7) IP20 ⌀ 30 mm

AL1077 (1..6) IP20 ⌀ 40 mm

AL1084 (1..11) IP20 S.P. ⌀ 55 mm

dimnable

AL4010 (1..12) IP20 PUSH 0/1..10V ⌀ 72 mm

ALD450 (1..7) IP20 DALI 2 PUSH ⌀ 36 mm

AL4151 (2..14) IP20 DALI 2 ⌀ 72 mm

AL4153 (1..14) IP20 PUSH IGBT-TRIAC ⌀ 56 mm