

## KELLER D

Wall mounted luminaires

design Roberto Mantovani



The Keller range of wall-mounted fixtures, equipped with 24VDC COB LEDs with high luminous performances, combines minimal geometry with a high level of mechanical and optical quality. Made of anodised aluminium, they are suitable for installation in particularly aggressive environments.

La gamma di apparecchi a parete Keller, equipaggiati con COB LED alimentati a 24VDC dalle alte prestazioni luminose, combina una geometria minimale ad una qualità meccanica ed ottica di alto livello. Realizzati in alluminio anodizzato, sono ideati all'installazione in ambienti particolarmente aggressivi.

La gamme d'appareils muraux Keller, équipés avec COB LED alimentés à 24VDC aux prestations lumineuses élevées, combine une géométrie minimaliste à une qualité mécanique et optique de haut niveau. Réalisés en aluminium anodisé, ils sont adaptés pour l'installation dans des milieux particulièrement agressifs.

Die Geräte des Sortiments Keller sind mit 24VDC COB-LEDs mit hoher Lichtleistung ausgestattet und eine minimale Geometrie ist mit guter mechanischer und optischer Qualität kombiniert. Hergestellt aus eloxiertem Aluminium, eignen sie sich für den Einbau in besonders aggressiven Umgebungen.

La gama de aparatos de pared Keller, equipados con COB LED alimentados con 24VDC de altos rendimientos luminosos, combina una geometría minimalista con una alta calidad mecánica y óptica. Realizados en aluminio anodizado, son adecuados para la instalación en ambientes especialmente agresivos.



IP65 made in Italy

### Supply current

24VDC

### Power

2x7W

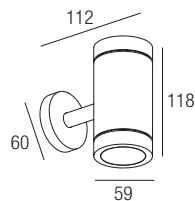
### Parallel wiring

### CRI

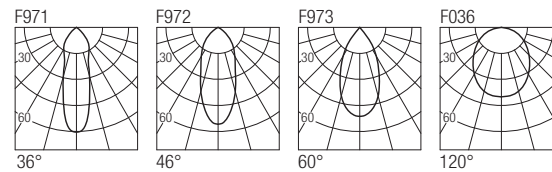
85-93

### 2-Step MacAdam

### Dimensions



### Photometric diagrams

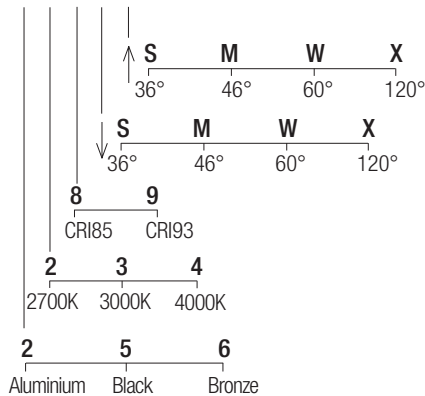


### CCT/CRI/Flux (2x)

CCT	CRI85	CRI93
2700K	630lm	590lm
3000K	700lm	650lm
4000K	730lm	670lm

### Code construction

KE2 X X X X



Note: Made-to-measure cable available on request.

### Accessories

#### LKE201 (2 pcs)

Low luminance louver



Note: The filter must be ordered together with the lighting fixture.

### Drivers 24VDC

on/off

AL2012 (1) IP20 ⌀ 60 mm

AL2031 (1..5) IP20 ⌀ 70 mm

AL2040 (1..10) IP20 ⌀ 80 mm

AL9222 (1..2) IP67 ⌀ 44 mm

AL9231 (1..5) IP67 ⌀ 85 mm

AL9240 (1..10) IP67 ⌀ 85 mm

dimmable

AL5012 (1) IP20 DALI 2 PUSH 0/1..10V ⌀ 45 mm

AL5241 (1..7) IP20 DALI 2 PUSH ⌀ 70 mm

AL8012 (1) IP67 DALI 2 ⌀ 48 mm

dimming module

AL7035 IP20 DALI 2 PUSH 0/1..10V ⌀ 44 mm

Note: Dimming module AL7035 to be used in combination with a 24VDC power supply.