

JENA 6

Adjustable uplight

design Roberto Mantovani



The Jena range offers IP67-rated, orientable, ground recessed fixtures of the highest build quality. The use of advanced waterproofing technology guarantees absolute product reliability. Versions with front in walkable, double powder-coated, anodized aluminium and vehicle-proof AISI 316L stainless steel.

La gamma Jena offre incassi a terra IP67 orientabili di altissima qualità costruttiva. L'uso di tecnologie di impermeabilizzazione evolute garantisce una assoluta affidabilità del prodotto. Le versioni con frontale in alluminio anodizzato con doppia verniciatura a polveri sono calpestabili, le versioni con frontale in INOX AISI 316L sono carrabili.

La gamme Jena propose des encastrables au sol IP67 orientables de très haute qualité constructive. L'utilisation de technologies d'imperméabilisation avancées garantit une fiabilité absolue du produit. Les versions avec frontal en aluminium anodisé avec double peinture en poudre sont praticables, les versions avec frontal en INOX AISI 316L sont carrossables.

INOX



IP67 made in Italy

Die Produktreihe Jena bietet den ausrichtbaren Einbau am Boden mit Schutzklasse IP67 von sehr hoher konstruktiver Qualität. Die Verwendung moderner Abdichtungstechniken garantiert absolute Produktzuverlässigkeit. Die Versionen mit Vorderteil aus eloxierten Aluminium mit Doppelpulverbeschichtung sind begehrbar, die Versionen mit Vorderteil aus Edelstahl AISI 316L sind befahrbar.

La gama Jena ofrece empotrados de suelo IP67 orientables de altísima calidad constructiva. El uso de tecnologías avanzadas de impermeabilización garantiza una absoluta fiabilidad del producto. Las versiones con frontal de aluminio anodizado con doble barnizado en polvo son peatonales, las versiones con frontal de INOX AISI 316L son transitables.

Supply current
350-500mA (V_i 8,7V)

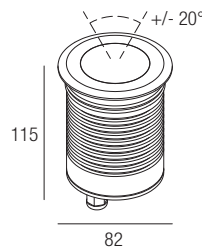
Power
3-6W

Series wiring

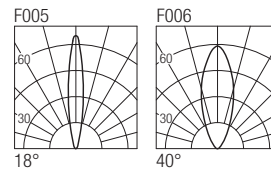
CRI
85

2-Step MacAdam

Dimensions



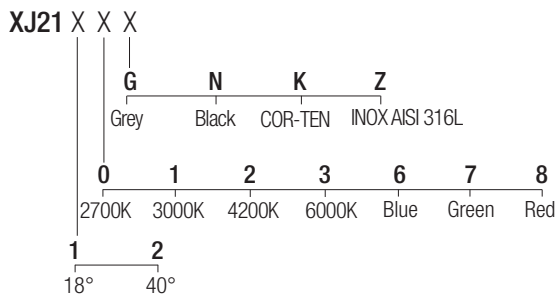
Photometric diagrams



CCT/CRI/Flux

	350mA	500mA
2700K	267lm	384lm
3000K	279lm	400lm
4200K	309lm	462lm
6000K	342lm	495lm

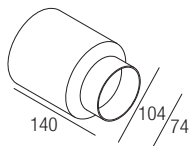
Code construction



Note: Made-to-measure cable available on request.

Accessories

CSXJ02
Recessing box



LXJ2101
Low luminance louver



Note: The filter must be ordered together with the lighting fixture.

Drivers 350mA

on/off
AL1034 (1..3) IP20 ⌀30 mm
AL1035 (1..3) IP20 ⌀40 mm
AL1037 (1..5) IP20 S.P. ⌀55 mm
AL9011 (1..4) IP67 ⌀44 mm

dimmmable
AL4000 (1..4) IP20 PUSH 0/1..10V ⌀72 mm
ALD435 (1..3) IP20 DALI 2 PUSH ⌀36 mm
AL4051 (1..4) IP20 DALI 2 ⌀72 mm
AL4053 (1..4) IP20 PUSH IGBT-TRIAC ⌀56 mm
AL6035 (1..3) IP67 DALI 2 ⌀44 mm
AL8035 (2..4) IP67 DALI 2 ⌀48 mm

Drivers 500mA

on/off
AL1074 (1..2) IP20 ⌀30 mm
AL1077 (1..2) IP20 ⌀40 mm
AL1084 (1..3) IP20 S.P. ⌀55 mm
AL9051 (1..3) IP67 ⌀44 mm

dimmmable
AL4010 (1..4) IP20 PUSH 0/1..10V ⌀72 mm
ALD450 (1..2) IP20 DALI 2 PUSH ⌀36 mm
AL4151 (1..4) IP20 DALI 2 ⌀72 mm
AL4153 (1..4) IP20 PUSH IGBT-TRIAC ⌀56 mm
AL6050 (1..2) IP67 DALI 2 ⌀44 mm
AL8050 (2..4) IP67 DALI 2 ⌀48 mm