


## ELLE 2

Bollards

design Roberto Mantovani



The Elle range proposes IP65-rated, double powder-coated aluminium bollards with light emission completely confined to the lower hemisphere in full compliance with the most stringent anti-light pollution standards. With minimal design, Elle is ideal for the lighting of pathways in residential environments and hotel grounds.

La gamma Elle offre bollards IP65 in alluminio trattato con doppia verniciatura a polveri, con emissione luminosa completamente contenuta nell'emisfero inferiore, in piena rispondenza alle più stringenti normative anti inquinamento luminoso. Di disegno minimale, Elle si presta ad illuminazioni di percorsi in ambiti residenziali e ricettivi.

La gamme Elle propose des bollards IP65 en aluminium traité avec double peinture en poudre, avec émission lumineuse complètement contenue dans l'hémisphère inférieur, en totale conformité avec les réglementations anti-pollution lumineuse les plus strictes. Avec un design minimaliste, Elle se prête à des éclairages de parcours dans des milieux résidentiels et de réception.

Die Produktreihe Elle bietet Pollerleuchten mit Schutzklasse IP65 aus behandeltem Aluminium mit Doppelpulverbeschichtung, mit komplett kompakten Lichtstrahlen in der unteren Hemisphäre, unter absoluter Beachtung der strengen Vorschriften gegen Lichtverschmutzung. Mit minimalistischem Design bietet Elle Beleuchtungen von Wegen in Wohnanlagen und Beherbergungsbetrieben.

CE IP65 made in Italy

**Supply current**  
350-500mA (V<sub>r</sub> 2,9V)

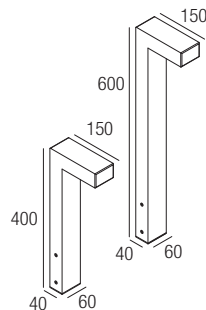
**Power**  
1-2W

**Series wiring**

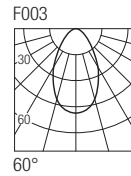
**CRI**  
85

**2-Step MacAdam**

**Dimensions**



**Photometric diagrams**




**CCT/CRI/Flux**

	350mA	500mA
2700K	89lm	128lm
3000K	93lm	133lm
4200K	103lm	154lm
6000K	114lm	165lm

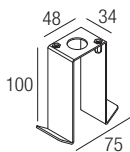
**Code construction**

**Note:** Made-to-measure cable available on request.



**Accessories**

**ZC001**  
Anchor bolt for concrete plinth



**Drivers 350mA**

on/off  
**AL1034** (1..11) IP20 ⌀ 30 mm  
**AL1035** (1..11) IP20 ⌀ 40 mm  
**AL1037** (1..16) IP20 S.P. ⌀ 55 mm  
**AL9011** (1..12) IP67 ⌀ 44 mm  
 dimmable  
**AL4000** (1..12) IP20 PUSH 0/1..10V ⌀ 72 mm  
**ALD435** (1..11) IP20 DALI 2 PUSH ⌀ 36 mm  
**AL4051** (2..14) IP20 DALI 2 ⌀ 72 mm  
**AL4053** (1..14) IP20 PUSH IGBT-TRIAC ⌀ 56 mm  
**AL6035** (2..8) IP67 DALI 2 ⌀ 44 mm  
**AL8035** (4..16) IP67 DALI 2 ⌀ 48 mm

**Drivers 500mA**

on/off  
**AL1074** (1..7) IP20 ⌀ 30 mm  
**AL1077** (1..6) IP20 ⌀ 40 mm  
**AL1084** (1..11) IP20 S.P. ⌀ 55 mm  
**AL9051** (1..11) IP67 ⌀ 44 mm  
 dimmable  
**AL4010** (1..12) IP20 PUSH 0/1..10V ⌀ 72 mm  
**ALD450** (1..7) IP20 DALI 2 PUSH ⌀ 36 mm  
**AL4151** (2..14) IP20 DALI 2 ⌀ 72 mm  
**AL4153** (1..14) IP20 PUSH IGBT-TRIAC ⌀ 56 mm  
**AL6050** (2..6) IP67 DALI 2 ⌀ 44 mm  
**AL8050** (4..16) IP67 DALI 2 ⌀ 48 mm