


CORE 2

Recessed optic downlights

design Lapo Grassellini



The Core recessed fixtures range matches the utmost performance to incredible compactness. Recessed optics ensure high visual comfort. Revolutionary in dissipative, functional design, it offers the possibility to combine colour temperatures and beam angles in CRI85 versions.

La gamma di incassi Core combina altissime prestazioni ad una dimensione incredibilmente contenuta. L'ottica arretrata garantisce un alto comfort visivo. Rivoluzionari per il design funzionale alla dissipazione, offrono la possibilità temperature colore ed aperture di fascio nelle versioni a CRI85.

La gamme d'encastrables Core associe prestations très élevées et dimension incroyablement contenue. L'optique en retrait garantit un confort visuel élevé. Révolutionnaires pour le design fonctionnel à la dissipation, ils offrent la possibilité de températures, couleur et ouvertures de faisceau dans les versions à CRI85.



IP44 made in Italy

Die Einbauleuchtenserie Core vereint höchste Leistung mit einer unglaublich kleinen Größe. Die Rückwärtsoptik garantiert hohen Sehkomfort. Revolutionär in ihrem funktionalen Design zur Dissipation, bieten sie die Möglichkeit, Temperaturen, Farben und Strahlöffnungen in den Versionen CRI85.

La gama de luminarias empotrables Core combina un rendimiento muy alto con un tamaño increíblemente pequeño. La óptica hacia atrás garantiza un alto confort visual. Revolucionarios por el diseño funcional para la disipación, ofrecen la posibilidad de temperaturas de color y aperturas de haz en las versiones CRI85.

Supply current

350-500mA (V_i 2,9V)

Power

1-2W

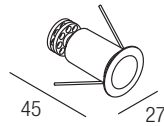
Series wiring

CRI

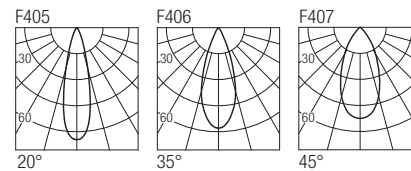
85

2-Step MacAdam

Dimensions



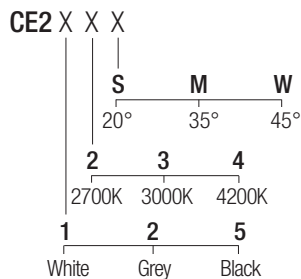
Photometric diagrams



CCT/CRI/Flux

	350mA	500mA
2700K	89 lm	128 lm
3000K	93 lm	133 lm
4200K	103 lm	154 lm

Code construction



Accessories

AL7022

24VDC/500mA constant current converter

Drivers 350mA

on/off

AL1034 (1..11) IP20 ⌀ 30 mm

AL1035 (1..11) IP20 ⌀ 40 mm

AL1037 (1..16) IP20 S.P. ⌀ 55 mm

dimmmable

AL4000 (1..12) IP20 PUSH 0/1..10V ⌀ 72 mm

ALD435 (1..11) IP20 DALI 2 PUSH ⌀ 36 mm

AL4051 (2..14) IP20 DALI 2 ⌀ 72 mm

AL4053 (1..14) IP20 PUSH IGBT-TRIAC ⌀ 56 mm

Drivers 500mA

on/off

AL1074 (1..7) IP20 ⌀ 30 mm

AL1077 (1..6) IP20 ⌀ 40 mm

AL1084 (1..11) IP20 S.P. ⌀ 55 mm

dimmmable

AL4010 (1..12) IP20 PUSH 0/1..10V ⌀ 72 mm

ALD450 (1..7) IP20 DALI 2 PUSH ⌀ 36 mm

AL4151 (2..14) IP20 DALI 2 ⌀ 72 mm

AL4153 (1..14) IP20 PUSH IGBT-TRIAC ⌀ 56 mm