


ALPHA 10

Flush optic IP rated downlight

design Roberto Mantovani



IP67 recessed fixtures of the highest quality construction with extremely compact dimensions with extremely clean 10° light beams for clear and defined light effects. Body in anodized aluminium, versions with the front mask in stainless steel or anodised aluminium and powder-coated. Toughened extra-clear glass, ATEX cable gland, neoprene cord.

Incassi IP67 di altissima qualità costruttiva con dimensioni estremamente contenute con fasci luminosi di 10° di estrema pulizia, per effetti luminosi netti e definiti. Corpo in alluminio anodizzato a spessore, versioni con frontale in acciaio INOX o in alluminio anodizzato e verniciato a polveri. Vetro extrachiario temprato, pressacavo ATEX, cavo in neoprene.

Encastrables IP67 de très haute qualité constructive avec des dimensions extrêmement contenues avec faisceaux lumineux de 10° d'une propreté extrême, pour des effets lumineux nets et définis. Corps en aluminium anodisé à épaisseur, versions avec frontal en acier INOX ou en aluminium anodisé et peint en poudre. Verre extra-clair trempé, presse-étoupe ATEX, câble en néoprène.



IP67 made in Italy

IP67-Einbauleuchten höchster Bauqualität mit äußerst kompakten Abmessungen und extrem sauberen 10°-Lichtverteilungen für klare und definierte Lichteffekte. Gehäuse aus dick eloxiertem Aluminium, Ausführungen mit Edelstahlfront oder aus eloxiertem, pulverbeschichtetem Aluminium. Speziell klares Hartglas, ATEX-Kabelverschraubung, Neoprenkabel.

Luminarias empotrables IP67 de muy alta calidad de fabricación con tamaños extremadamente reducidos y haces luminosos de 10° extremadamente sutiles, para efectos luminosos nítidos y definidos. Cuerpo de aluminio anodizado con espesor, versiones con frente de acero inoxidable o de aluminio anodizado y barnizado con polvo. Vidrio templado extra claro, prensaestopas ATEX, cable de neoprene.

Supply current

250mA (V, 36V)

Power

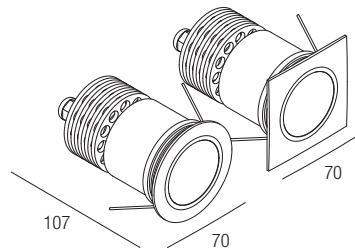
10W

CRI

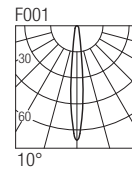
85-93

2-Step MacAdam

Dimensions



Photometric diagrams

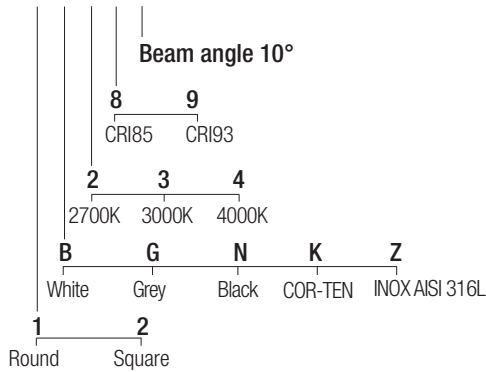


CCT/CRI/Flux

	CRI85	CRI93
2700K	890lm	840lm
3000K	1000lm	930lm
4000K	1040lm	960lm

Code construction

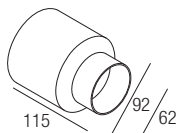
AP2 X X X X 1



Accessories

CSXJ01

Recessing box



Drivers 250mA

on/off

AL1025 (1) IP20 ⌀40 mm

AL9025 (1) IP67 ⌀44 mm

dimmmable

AL4030 (1) IP20 0/1..10V ⌀55 mm

ALD425 (1) IP20 DALI 2 PUSH ⌀36 mm

AL4031 (1) IP20 DALI 2 ⌀55 mm

AL4032 (1) IP20 IGBT-TRIAC ⌀55 mm

AL6025 (1) IP20 DALI ⌀44 mm