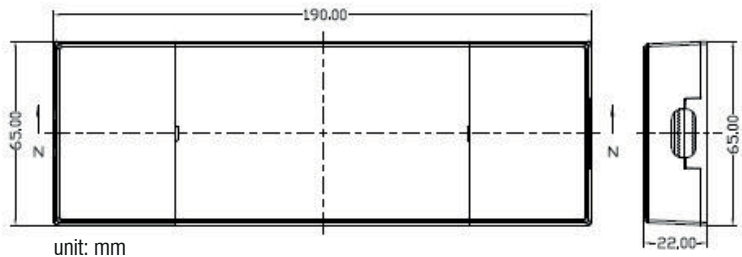


AL5241



unit: mm



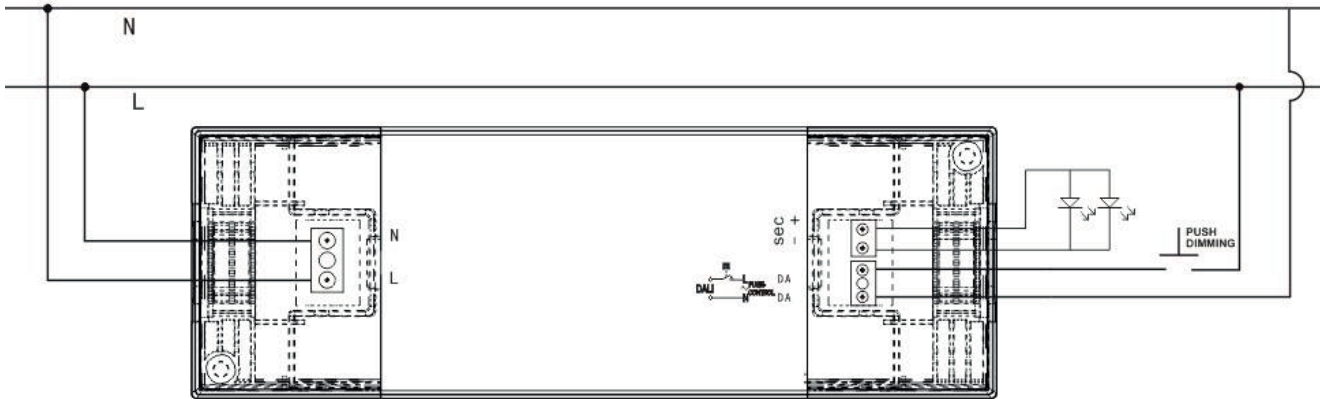
W	V out DC ⁽¹⁾	I out DC	ta °C	tc °C	λ max. Power Factor	η max. Efficiency ⁽¹⁾
100	24	4,2 A max	-25...+45	9	≥0.95	> 91

⁽¹⁾ Referred to V_{in} = 230 V, 100% load

Dimming Range	Primary PUSH & DALI dimming: 1%-100%
IP Grade	IP20
Insulation Class	Class II
Rated Input Voltage	220-240VAC
Range of Input Voltage	176-264VAC
Range of Input Voltage DC	176-275VDC
Frequency	50/60Hz
Input Current	≤0.6A (198VAC, full load)
Input Power	≤114W
THD	≤15% (230VAC, full load)
Stand-by Power	≤0,5W (@230VAC DIM to off)
Inrush current	≤50A, ≤400us (@230VAC, full load)
Connected quantity of 16A Breaker	9pcs/type B; 16pcs/type C @230VAC
No Load Voltage	25,2VDC max
Output current	1050-4200mA
Short circuit protection	Auto recovery
Overload protection	Auto recovery
No-load protection	Auto recovery
Connection method	Push-in Terminal
PRI wire preparation	0,75-1,5mm ²
SEC wire preparation	0,5-1,5mm ²
Certification	CE
Safety Standards	EN61347-1, EN61347-2-13, EN62493
EMC Standards	EN55015, EN61547, EN61000-3-2, EN61000-3-3
Surge	L-N/2KV
RoHS	2011/65/EU

AL5241


Wiring diagrams - Schemi di collegamento



Push Dimming

On/off: Short push (120ms-600ms) on the switch Stepless dimming: long push (> 0.6sec) on the switch

Power-on memory function: When the LED driver is powered on, it will restore the memory before the LED driver is powered off. (brightness remembers the brightness after the last dimming is stable, and the brightness during dimming is not memorized).



DALI Dimming